

Student Travel Tally Report: One School in One Data Collection Period

School Name: Hamilton Elementary School

Set ID: 25138

School Group: Marin Safe Routes to Schools

Month and Year Collected: May 2018

School Enrollment: 600

Date Report Generated: 06/13/2018

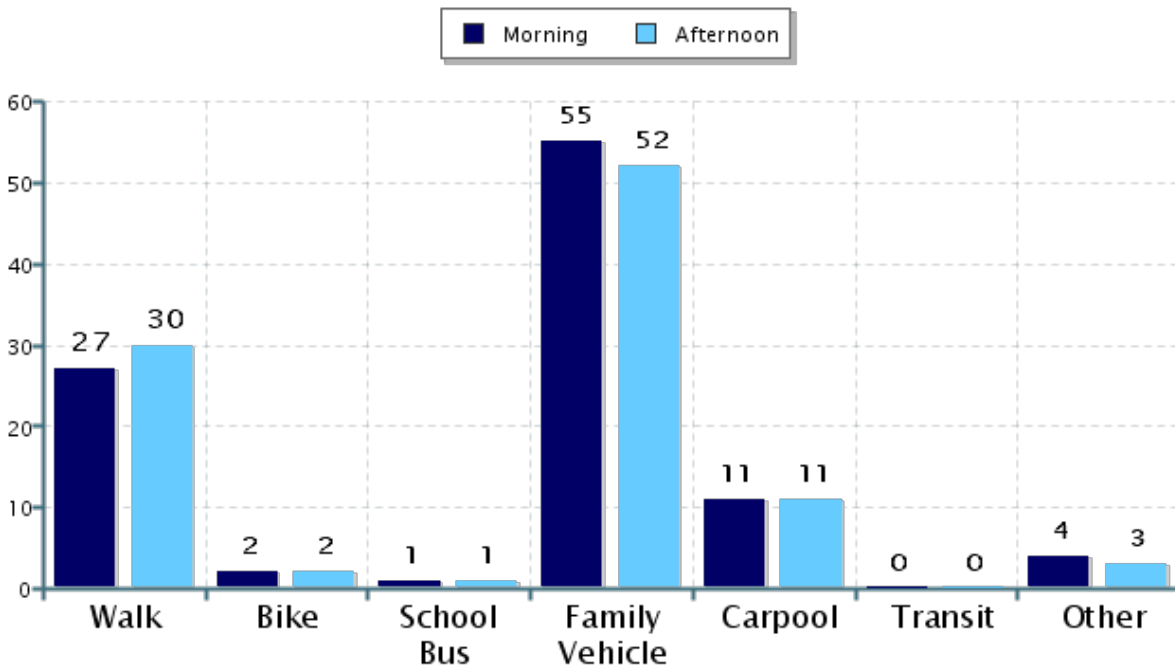
% of Students reached by SRTS activities: Don't Know

Tags:

**Number of Classrooms
Included in Report:** 19

This report contains information from your school's classrooms about students' trip to and from school. The data used in this report were collected using the in-class Student Travel Tally questionnaire from the National Center for Safe Routes to School.

Morning and Afternoon Travel Mode Comparison



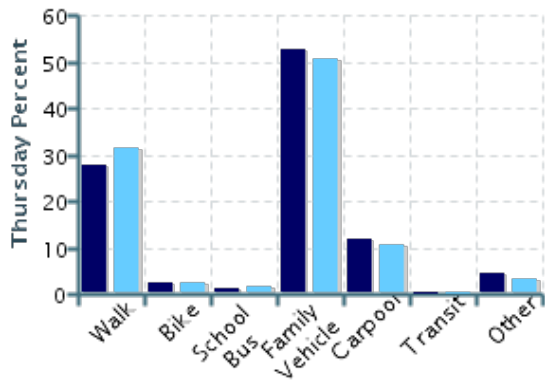
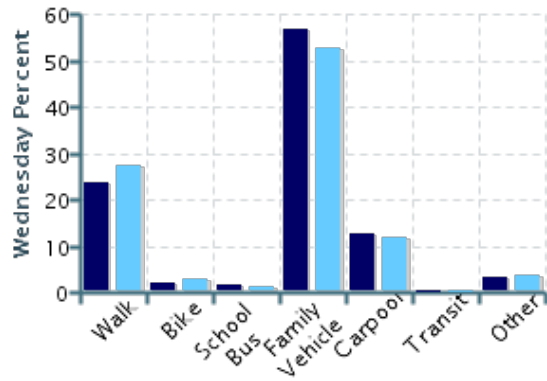
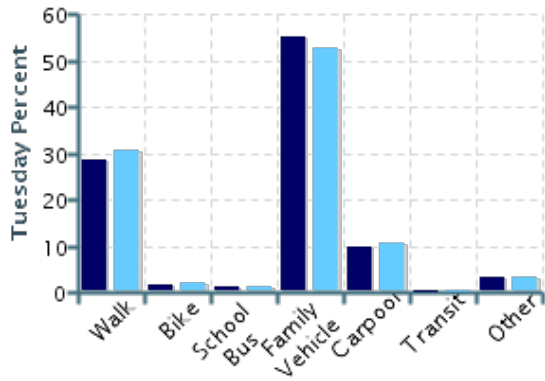
Morning and Afternoon Travel Mode Comparison

	Number of Trips	Walk	Bike	School Bus	Family Vehicle	Carpool	Transit	Other
Morning	862	27%	2%	1%	55%	11%	0%	4%
Afternoon	865	30%	2%	1%	52%	11%	0%	3%

Percentages may not total 100% due to rounding.

Morning and Afternoon Travel Mode Comparison by Day

■ Morning ■ Afternoon

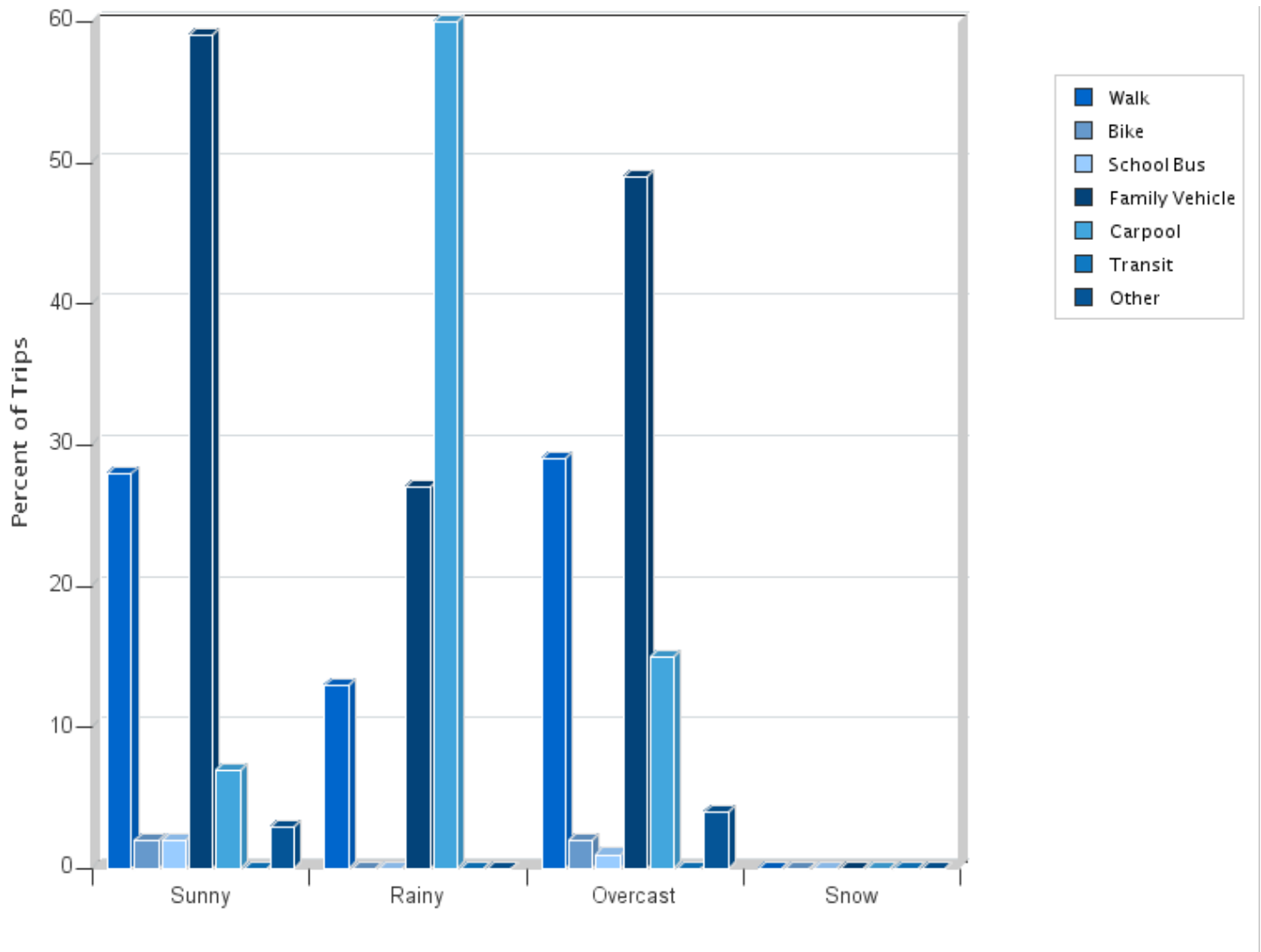


Morning and Afternoon Travel Mode Comparison by Day

	Number of Trips	Walk	Bike	School Bus	Family Vehicle	Carpool	Transit	Other
Tuesday AM	321	29%	2%	1%	55%	10%	0%	3%
Tuesday PM	320	31%	2%	1%	53%	11%	0%	3%
Wednesday AM	278	24%	2%	1%	57%	13%	0%	3%
Wednesday PM	280	28%	3%	1%	53%	12%	0%	4%
Thursday AM	263	28%	2%	1%	52%	12%	0%	5%
Thursday PM	265	31%	3%	2%	51%	11%	0%	3%

Percentages may not total 100% due to rounding.

Travel Mode by Weather Conditions



Travel Mode by Weather Condition

Weather Condition	Number of Trips	Walk	Bike	School Bus	Family Vehicle	Carpool	Transit	Other
Sunny	959	28%	2%	2%	59%	7%	0%	3%
Rainy	15	13%	0%	0%	27%	60%	0%	0%
Overcast	627	29%	2%	1%	49%	15%	0%	4%
Snow	0	0%	0%	0%	0%	0%	0%	0%

Percentages may not total 100% due to rounding.