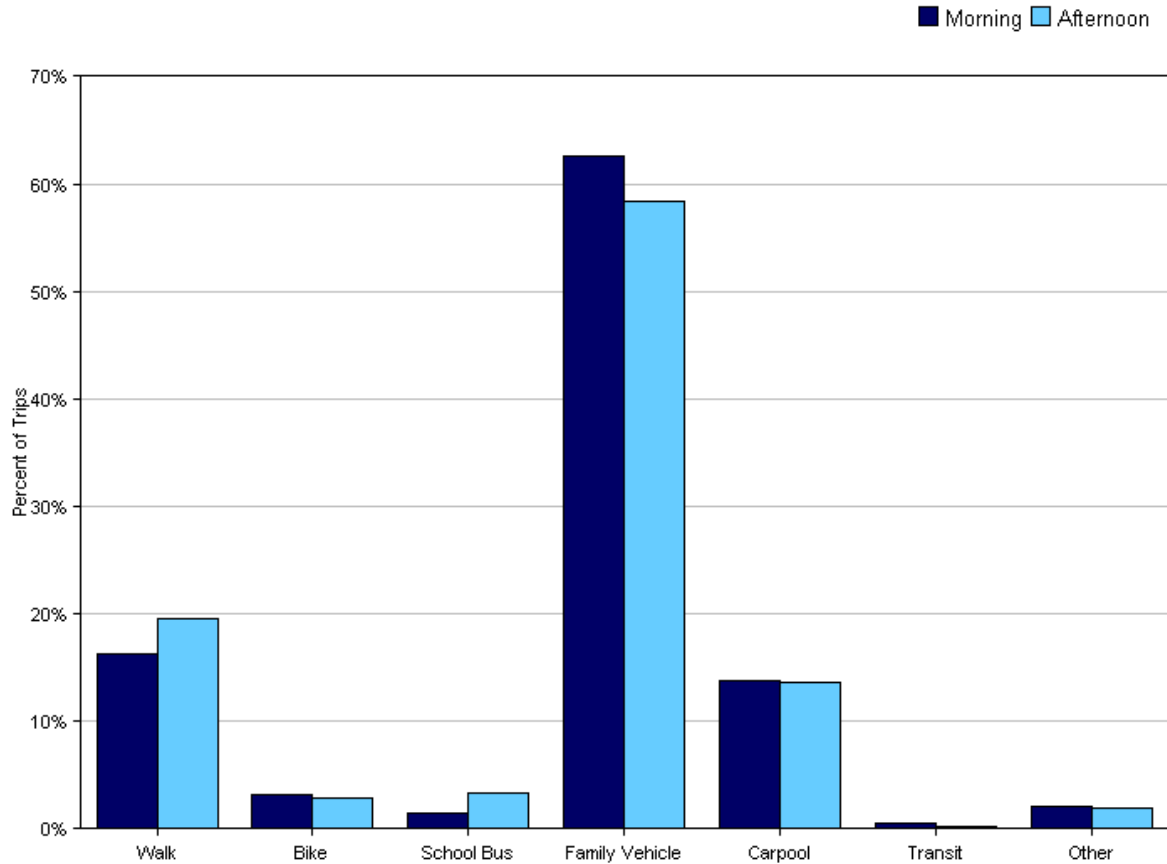


Tally Report

Program Name:	Safe Routes to School	Month and Year Collected:	May 2011
School Name:	Hamilton Elementary	Set ID:	6971
School Enrollment:	685	Date Report Generated:	06/13/2011
Enrollment within Grades Targeted by SRTS Program:	685	Number of Classrooms Included in Report:	21
Number of Classrooms in School:	31		

Morning and Afternoon Travel Mode Comparison

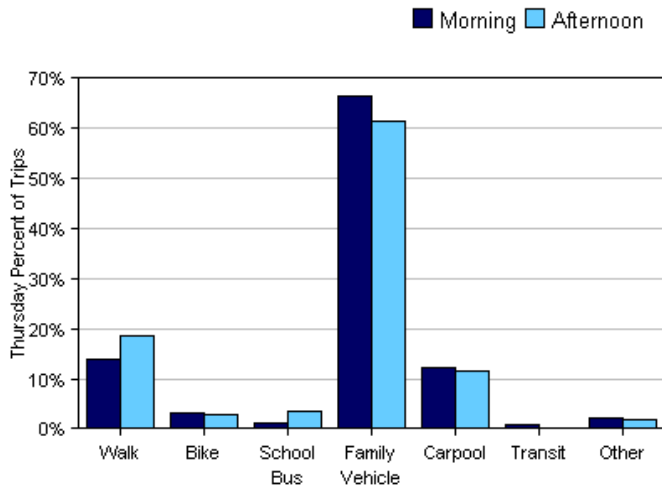
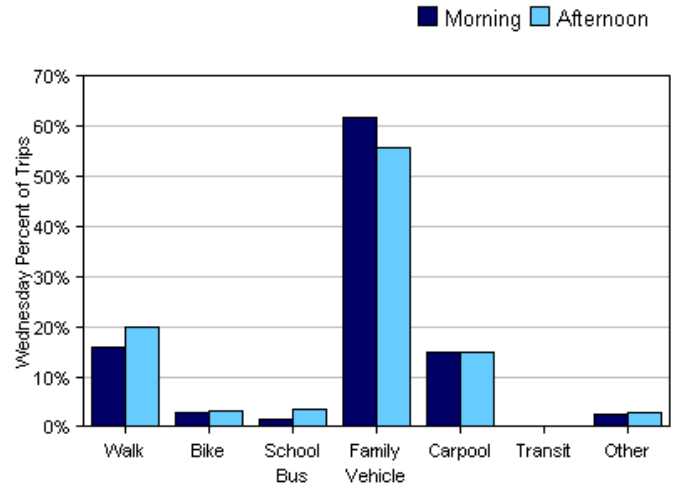
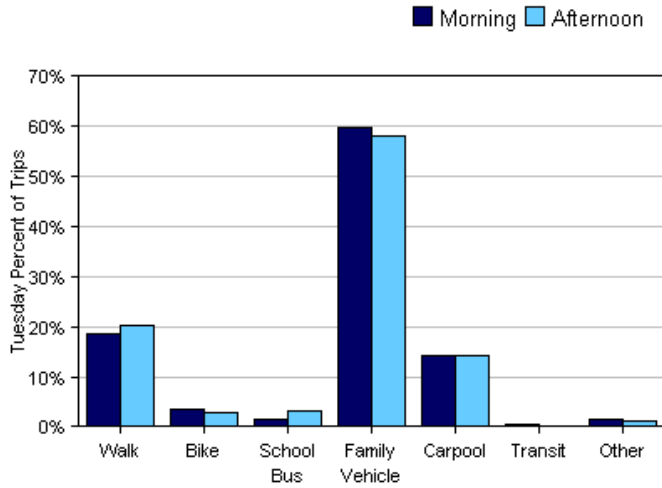


Morning and Afternoon Travel Mode Comparison

	Number of Trips	Walk	Bike	School Bus	Family Vehicle	Carpool	Transit	Other
Morning	1257	16%	3%	1%	63%	14%	0.5%	2%
Afternoon	1168	20%	3%	3%	58%	14%	0.3%	2%

Percentages may not total 100% due to rounding.

Morning and Afternoon Travel Mode Comparison by Day

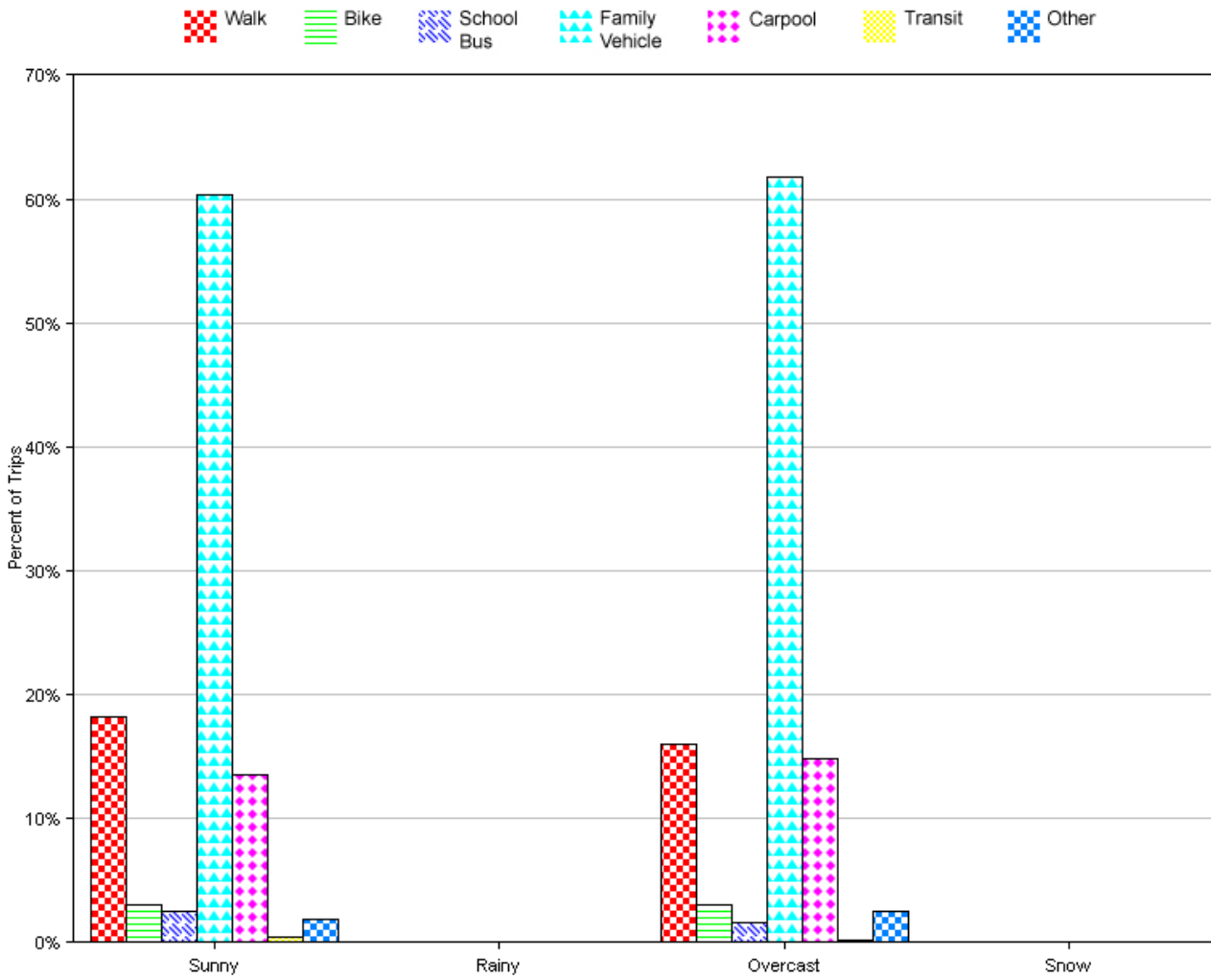


Morning and Afternoon Travel Mode Comparison by Day

	Number of Trips	Walk	Bike	School Bus	Family Vehicle	Carpool	Transit	Other
Tuesday AM	431	19%	3%	2%	60%	14%	0.5%	2%
Tuesday PM	392	20%	3%	3%	58%	14%	0.3%	1%
Wednesday AM	432	16%	3%	2%	62%	15%	0.2%	3%
Wednesday PM	392	20%	3%	4%	56%	15%	0.3%	3%
Thursday AM	394	14%	3%	1%	66%	12%	0.8%	2%
Thursday PM	384	18%	3%	3%	61%	12%	0.3%	2%

Percentages may not total 100% due to rounding.

Travel Mode by Weather Conditions



Travel Mode by Weather Condition

Weather Condition	Number of Trips	Walk	Bike	School Bus	Family Vehicle	Carpool	Transit	Other
Sunny	1993	18%	3%	3%	60%	13%	0.4%	2%
Rainy	0	0%	0%	0%	0%	0%	0%	0%
Overcast	432	16%	3%	2%	62%	15%	0.2%	3%
Snow	0	0%	0%	0%	0%	0%	0%	0%

Percentages may not total 100% due to rounding.