

Student Travel Tally Report: One School in One Data Collection Period

School Name: Hamilton Elementary School

Set ID: 23940

School Group: Marin Safe Routes to Schools

Month and Year Collected: September 2017

School Enrollment: 664

Date Report Generated: 02/05/2018

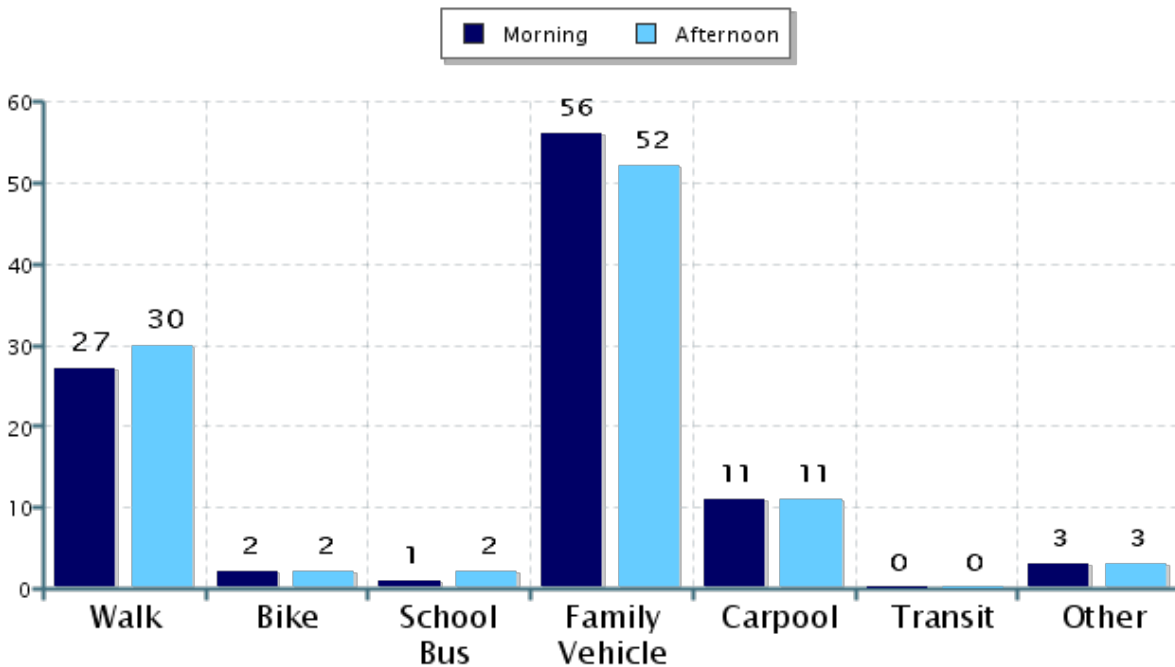
% of Students reached by SRTS activities: Don't Know

Tags:

**Number of Classrooms
Included in Report:** 13

This report contains information from your school's classrooms about students' trip to and from school. The data used in this report were collected using the in-class Student Travel Tally questionnaire from the National Center for Safe Routes to School.

Morning and Afternoon Travel Mode Comparison



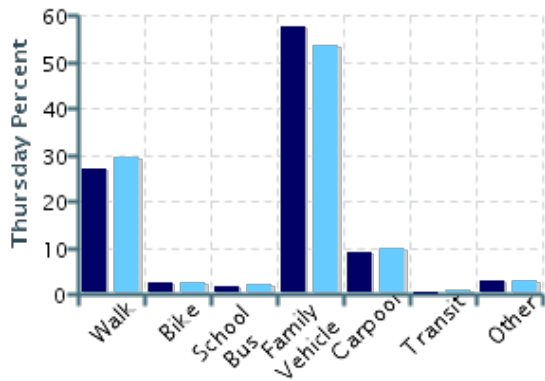
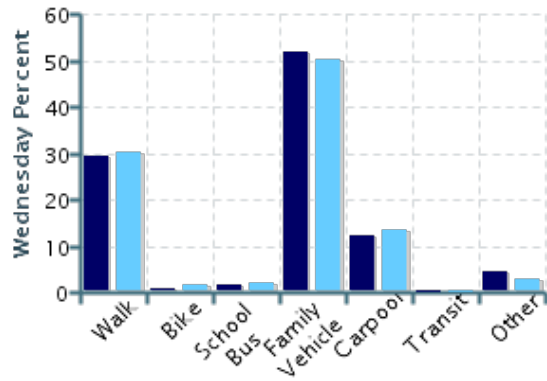
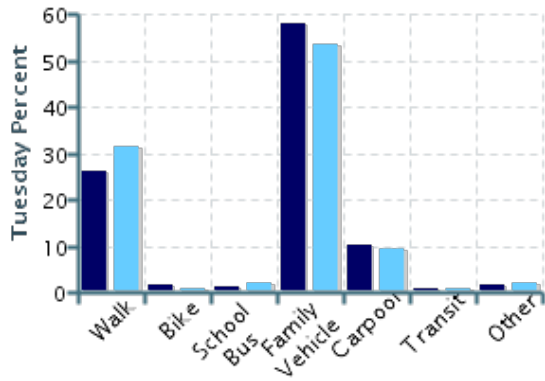
Morning and Afternoon Travel Mode Comparison

	Number of Trips	Walk	Bike	School Bus	Family Vehicle	Carpool	Transit	Other
Morning	638	27%	2%	1%	56%	11%	0.2%	3%
Afternoon	595	30%	2%	2%	52%	11%	0.3%	3%

Percentages may not total 100% due to rounding.

Morning and Afternoon Travel Mode Comparison by Day

■ Morning ■ Afternoon

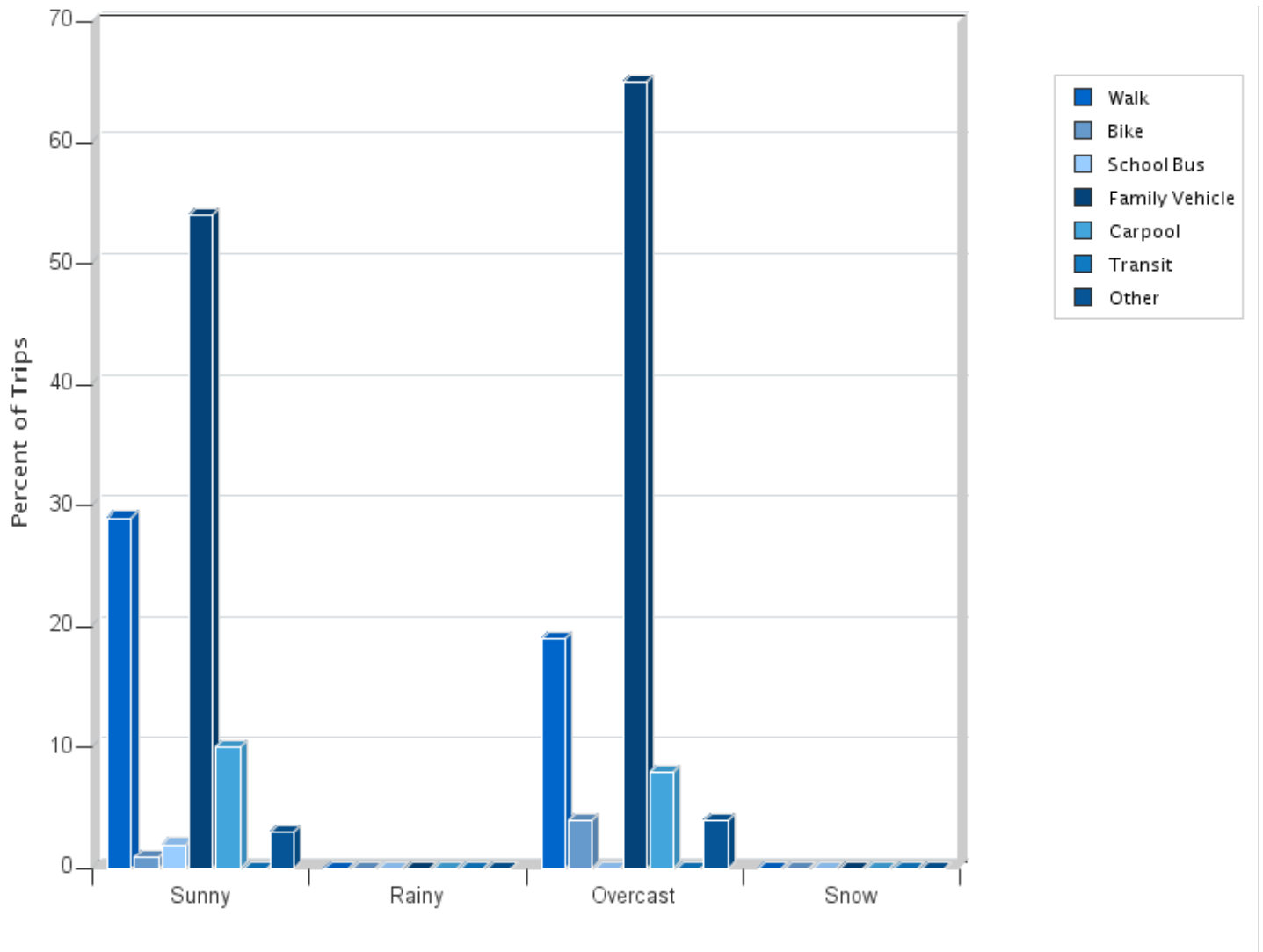


Morning and Afternoon Travel Mode Comparison by Day

	Number of Trips	Walk	Bike	School Bus	Family Vehicle	Carpool	Transit	Other
Tuesday AM	222	26%	2%	1%	58%	10%	0.5%	2%
Tuesday PM	179	31%	0.6%	2%	54%	9%	0.6%	2%
Wednesday AM	207	29%	1.0%	1%	52%	12%	0%	4%
Wednesday PM	208	30%	1%	2%	50%	13%	0%	3%
Thursday AM	209	27%	2%	1%	57%	9%	0%	3%
Thursday PM	208	29%	2%	2%	53%	10%	0.5%	3%

Percentages may not total 100% due to rounding.

Travel Mode by Weather Conditions



Travel Mode by Weather Condition

Weather Condition	Number of Trips	Walk	Bike	School Bus	Family Vehicle	Carpool	Transit	Other
Sunny	1163	29%	1%	2%	54%	10%	0.3%	3%
Rainy	0	0%	0%	0%	0%	0%	0%	0%
Overcast	26	19%	4%	0%	65%	8%	0%	4%
Snow	0	0%	0%	0%	0%	0%	0%	0%

Percentages may not total 100% due to rounding.