

Student Travel Tally Report: One School in One Data Collection Period

School Name: Hamilton Elementary School

Set ID: 18674

School Group: Marin Safe Routes to Schools

Month and Year Collected: September 2015

School Enrollment: 701

Date Report Generated: 12/29/2015

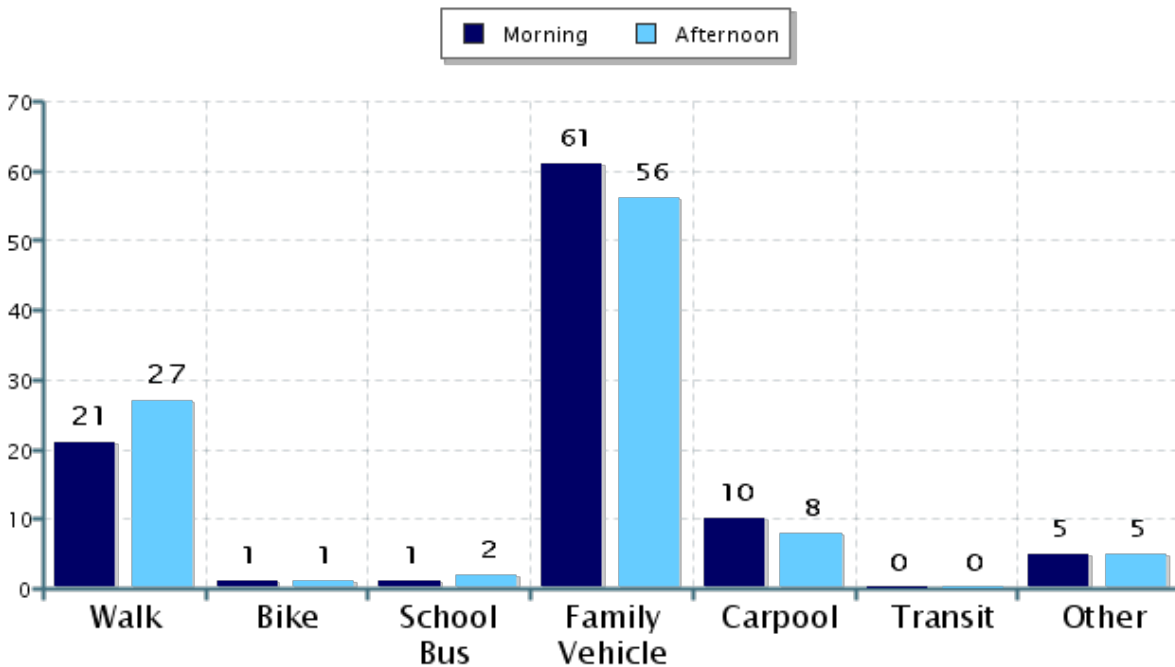
% of Students reached by SRTS activities: Don't Know

Tags:

**Number of Classrooms
Included in Report:** 13

This report contains information from your school's classrooms about students' trip to and from school. The data used in this report were collected using the in-class Student Travel Tally questionnaire from the National Center for Safe Routes to School.

Morning and Afternoon Travel Mode Comparison



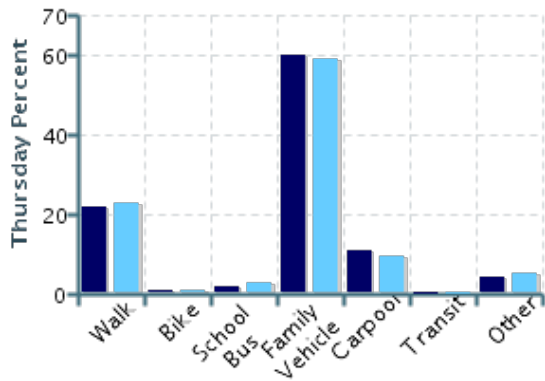
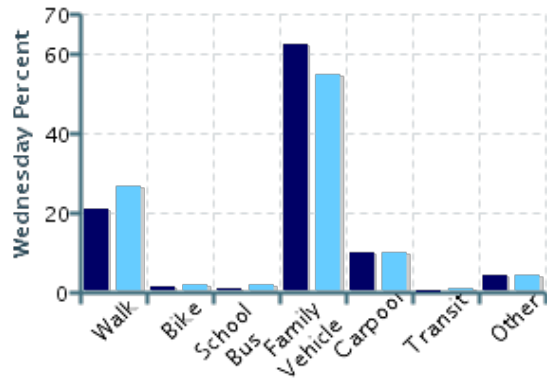
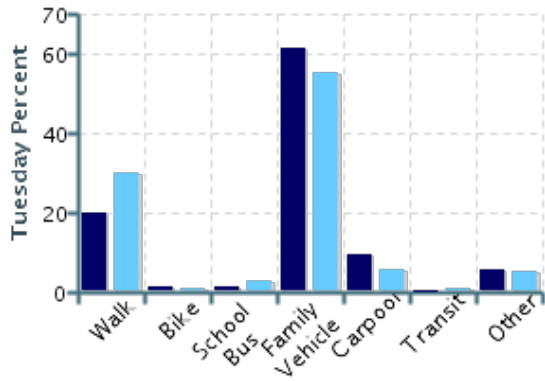
Morning and Afternoon Travel Mode Comparison

	Number of Trips	Walk	Bike	School Bus	Family Vehicle	Carpool	Transit	Other
Morning	831	21%	1%	1%	61%	10%	0%	5%
Afternoon	815	27%	1%	2%	56%	8%	0.2%	5%

Percentages may not total 100% due to rounding.

Morning and Afternoon Travel Mode Comparison by Day

■ Morning ■ Afternoon

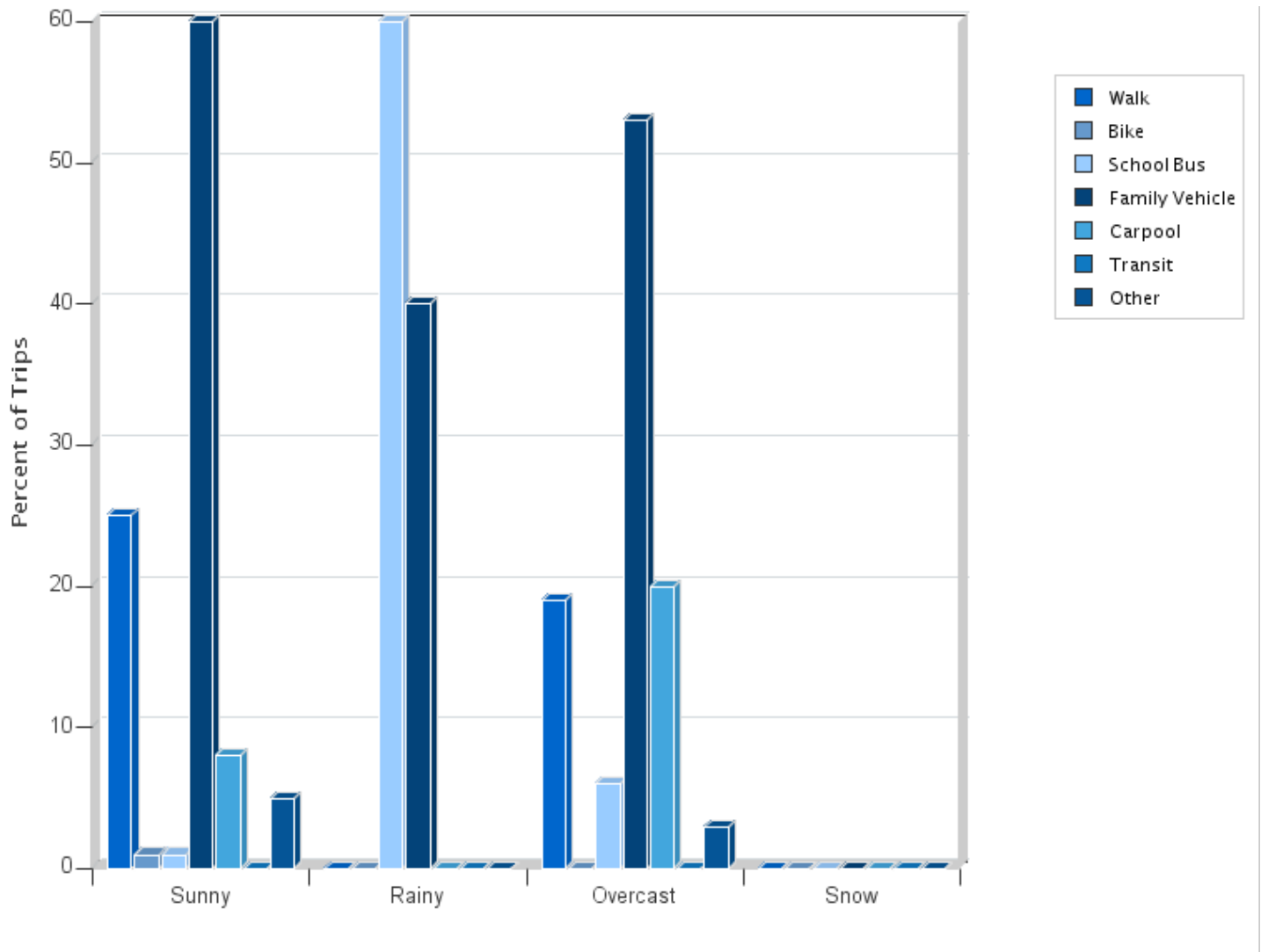


Morning and Afternoon Travel Mode Comparison by Day

	Number of Trips	Walk	Bike	School Bus	Family Vehicle	Carpool	Transit	Other
Tuesday AM	259	20%	2%	2%	61%	10%	0%	6%
Tuesday PM	267	30%	1%	3%	55%	6%	0.4%	5%
Wednesday AM	282	21%	1%	1%	62%	10%	0%	4%
Wednesday PM	280	27%	2%	2%	55%	10%	0.4%	4%
Thursday AM	290	22%	0.7%	2%	60%	11%	0%	4%
Thursday PM	268	23%	0.7%	3%	59%	9%	0%	5%

Percentages may not total 100% due to rounding.

Travel Mode by Weather Conditions



Travel Mode by Weather Condition

Weather Condition	Number of Trips	Walk	Bike	School Bus	Family Vehicle	Carpool	Transit	Other
Sunny	1448	25%	1%	1%	60%	8%	0.1%	5%
Rainy	5	0%	0%	60%	40%	0%	0%	0%
Overcast	193	19%	0%	6%	53%	20%	0%	3%
Snow	0	0%	0%	0%	0%	0%	0%	0%

Percentages may not total 100% due to rounding.