

Student Travel Tally Report: One School in One Data Collection Period

School Name: Hall Middle School

Set ID: 25137

School Group: Marin Safe Routes to Schools

Month and Year Collected: May 2018

School Enrollment: 520

Date Report Generated: 06/13/2018

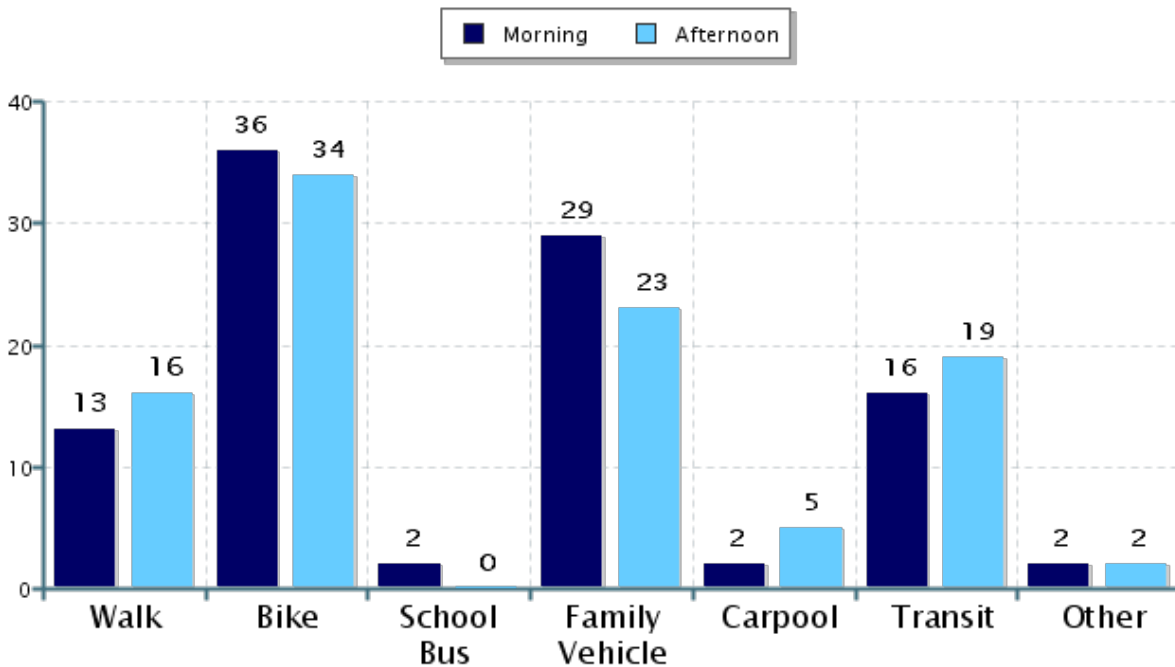
% of Students reached by SRTS activities:

Tags:

**Number of Classrooms
Included in Report:** 6

This report contains information from your school's classrooms about students' trip to and from school. The data used in this report were collected using the in-class Student Travel Tally questionnaire from the National Center for Safe Routes to School.

Morning and Afternoon Travel Mode Comparison



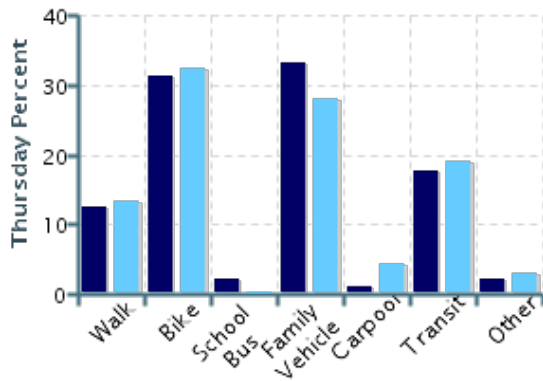
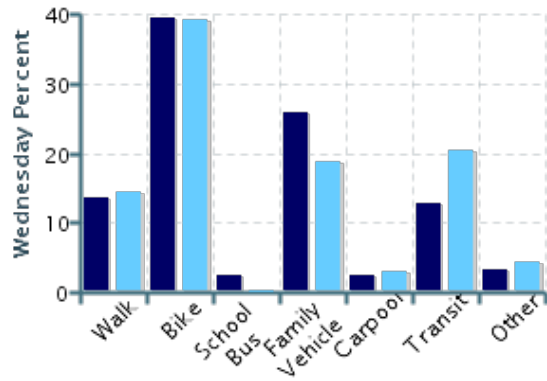
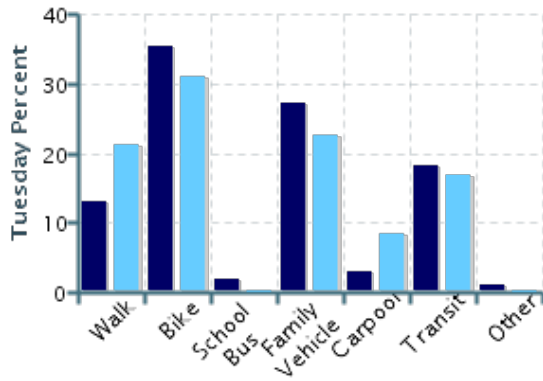
Morning and Afternoon Travel Mode Comparison

	Number of Trips	Walk	Bike	School Bus	Family Vehicle	Carpool	Transit	Other
Morning	319	13%	36%	2%	29%	2%	16%	2%
Afternoon	208	16%	34%	0%	23%	5%	19%	2%

Percentages may not total 100% due to rounding.

Morning and Afternoon Travel Mode Comparison by Day

■ Morning ■ Afternoon

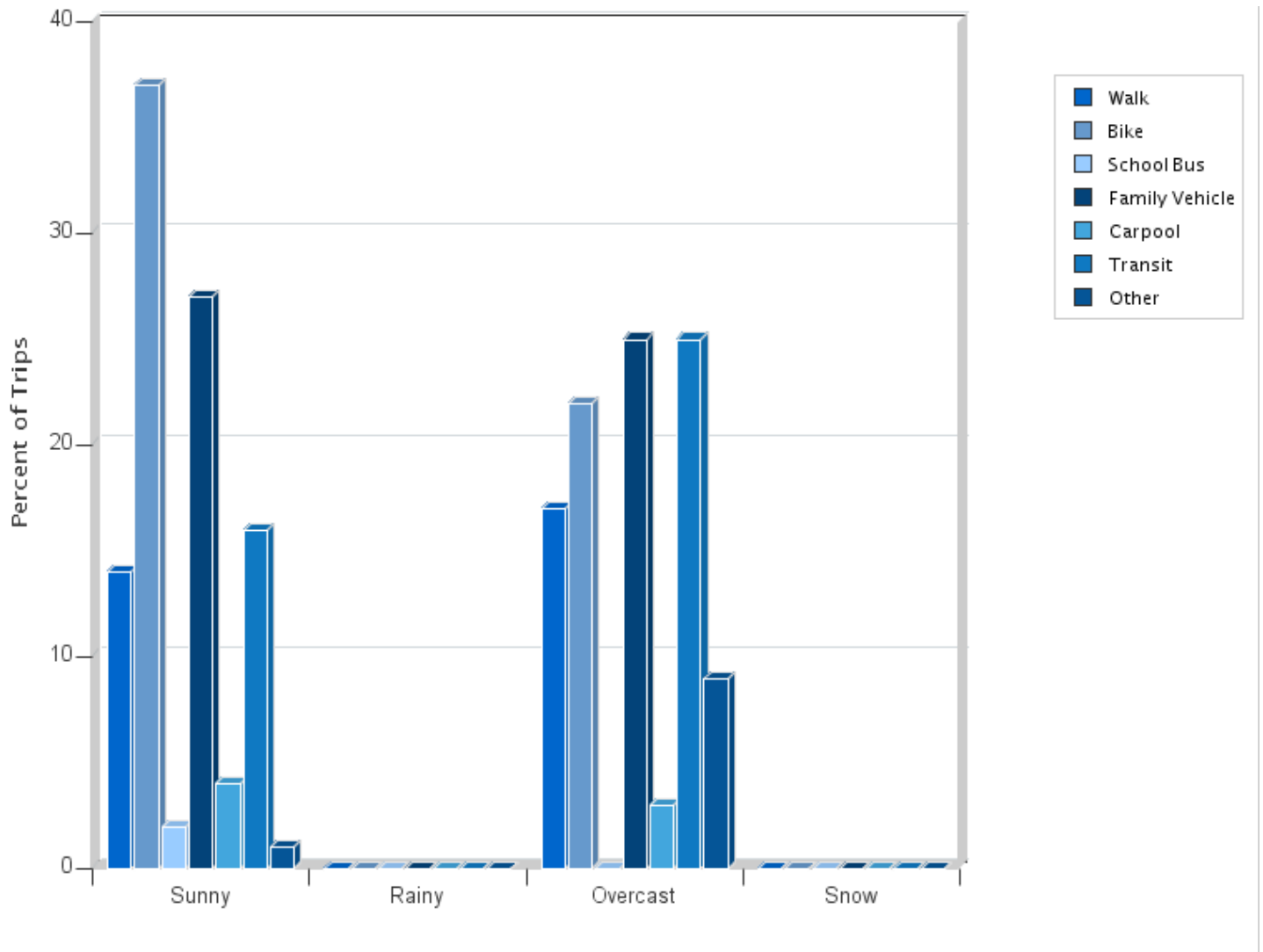


Morning and Afternoon Travel Mode Comparison by Day

	Number of Trips	Walk	Bike	School Bus	Family Vehicle	Carpool	Transit	Other
Tuesday AM	99	13%	35%	2%	27%	3%	18%	1%
Tuesday PM	71	21%	31%	0%	23%	8%	17%	0%
Wednesday AM	124	14%	40%	2%	26%	2%	13%	3%
Wednesday PM	69	14%	39%	0%	19%	3%	20%	4%
Thursday AM	96	13%	31%	2%	33%	1%	18%	2%
Thursday PM	68	13%	32%	0%	28%	4%	19%	3%

Percentages may not total 100% due to rounding.

Travel Mode by Weather Conditions



Travel Mode by Weather Condition

Weather Condition	Number of Trips	Walk	Bike	School Bus	Family Vehicle	Carpool	Transit	Other
Sunny	450	14%	37%	2%	27%	4%	16%	1%
Rainy	0	0%	0%	0%	0%	0%	0%	0%
Overcast	77	17%	22%	0%	25%	3%	25%	9%
Snow	0	0%	0%	0%	0%	0%	0%	0%

Percentages may not total 100% due to rounding.