

# Student Travel Tally Report: One School in One Data Collection Period

**School Name:** Hall Middle School

**Set ID:** 20500

**School Group:** Marin Safe Routes to Schools

**Month and Year Collected:** May 2016

**School Enrollment:** 503

**Date Report Generated:** 11/25/2016

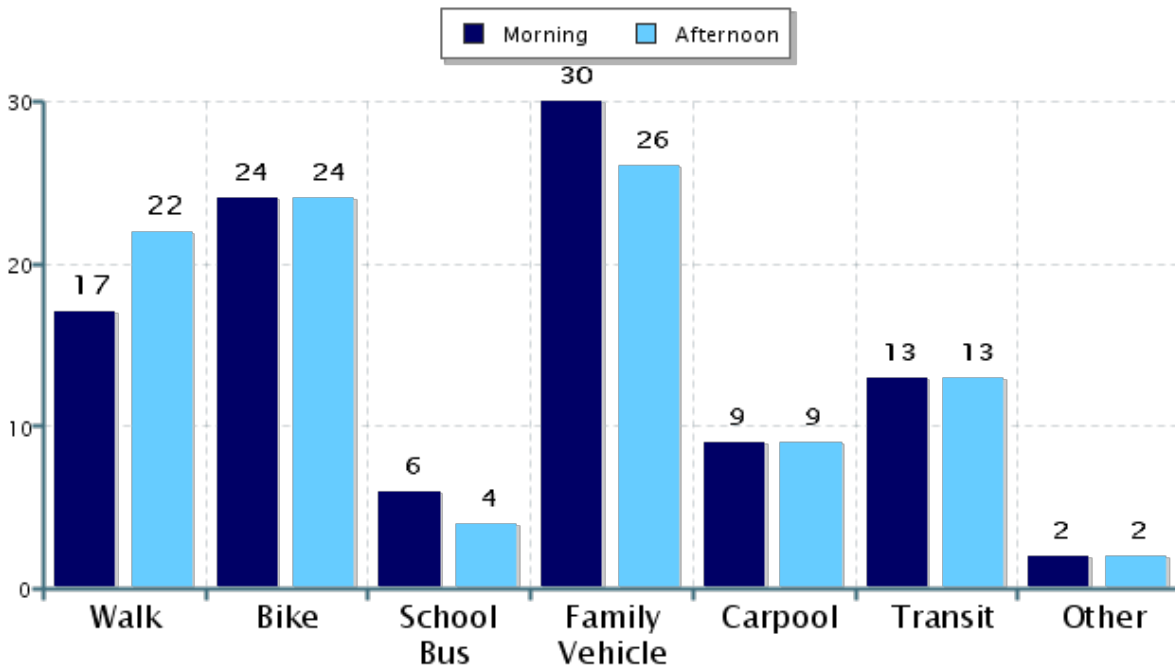
**% of Students reached by SRTS activities:** Don't Know

**Tags:** 2016 Spring Student Tally

**Number of Classrooms  
Included in Report:** 10

This report contains information from your school's classrooms about students' trip to and from school. The data used in this report were collected using the in-class Student Travel Tally questionnaire from the National Center for Safe Routes to School.

## Morning and Afternoon Travel Mode Comparison



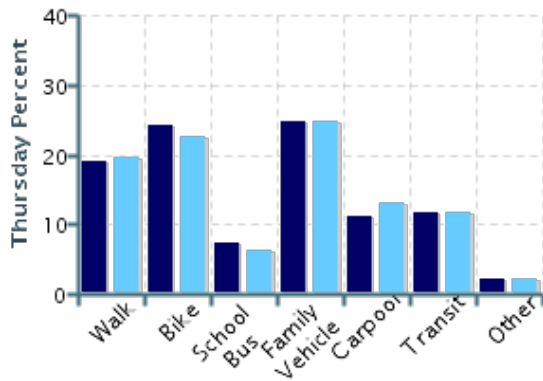
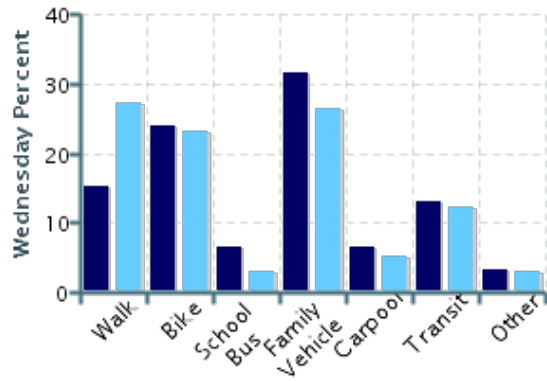
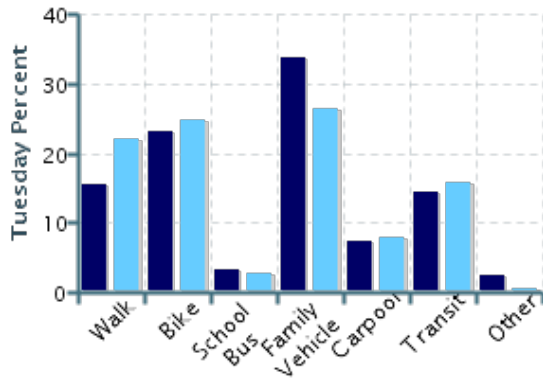
## Morning and Afternoon Travel Mode Comparison

	Number of Trips	Walk	Bike	School Bus	Family Vehicle	Carpool	Transit	Other
Morning	489	17%	24%	6%	30%	9%	13%	2%
Afternoon	467	22%	24%	4%	26%	9%	13%	2%

Percentages may not total 100% due to rounding.

## Morning and Afternoon Travel Mode Comparison by Day

■ Morning ■ Afternoon

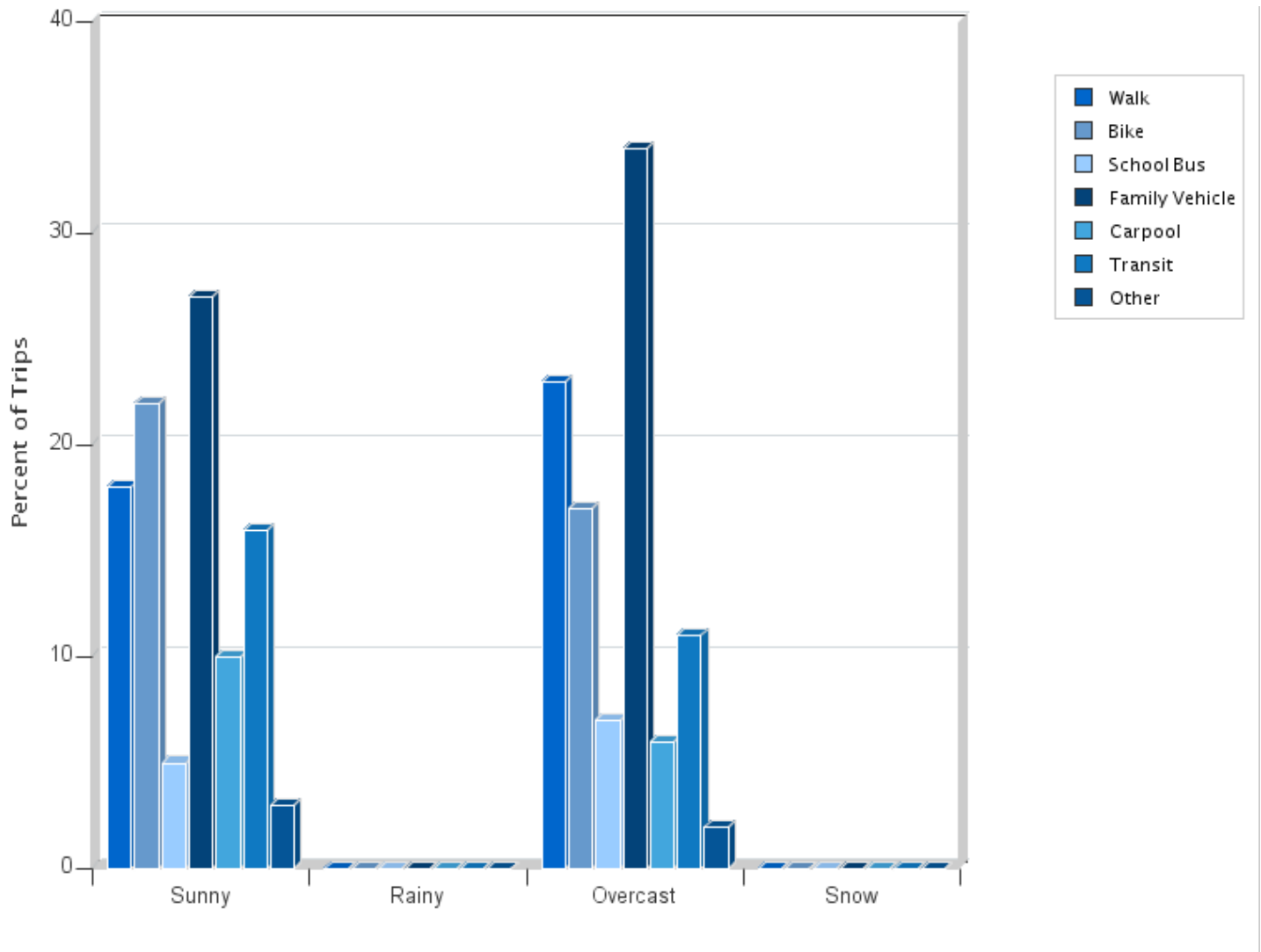


## Morning and Afternoon Travel Mode Comparison by Day

	Number of Trips	Walk	Bike	School Bus	Family Vehicle	Carpool	Transit	Other
Tuesday AM	207	15%	23%	3%	34%	7%	14%	2%
Tuesday PM	178	22%	25%	3%	26%	8%	16%	0.6%
Wednesday AM	92	15%	24%	7%	32%	7%	13%	3%
Wednesday PM	99	27%	23%	3%	26%	5%	12%	3%
Thursday AM	190	19%	24%	7%	25%	11%	12%	2%
Thursday PM	190	19%	23%	6%	25%	13%	12%	2%

Percentages may not total 100% due to rounding.

### Travel Mode by Weather Conditions



### Travel Mode by Weather Condition

Weather Condition	Number of Trips	Walk	Bike	School Bus	Family Vehicle	Carpool	Transit	Other
Sunny	512	18%	22%	5%	27%	10%	16%	3%
Rainy	0	0%	0%	0%	0%	0%	0%	0%
Overcast	213	23%	17%	7%	34%	6%	11%	2%
Snow	0	0%	0%	0%	0%	0%	0%	0%

Percentages may not total 100% due to rounding.