

Student Travel Tally Report: One School in One Data Collection Period

School Name: Hall Middle School

Set ID: 17922

School Group: Marin Safe Routes to Schools

Month and Year Collected: May 2015

School Enrollment: 651

Date Report Generated: 09/22/2015

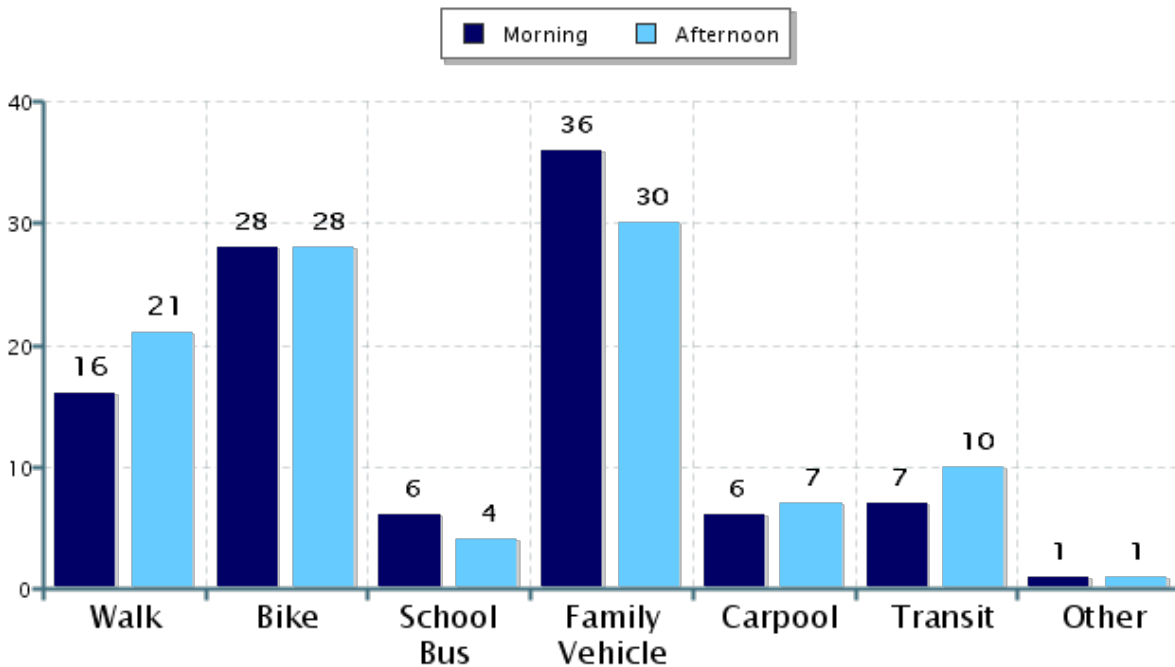
% of Students reached by SRTS activities: 76-100%

Tags:

**Number of Classrooms
Included in Report:** 9

This report contains information from your school's classrooms about students' trip to and from school. The data used in this report were collected using the in-class Student Travel Tally questionnaire from the National Center for Safe Routes to School.

Morning and Afternoon Travel Mode Comparison



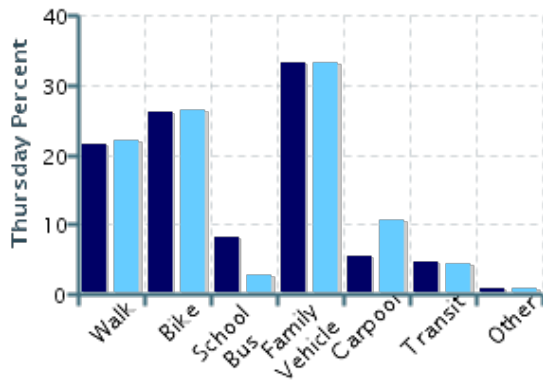
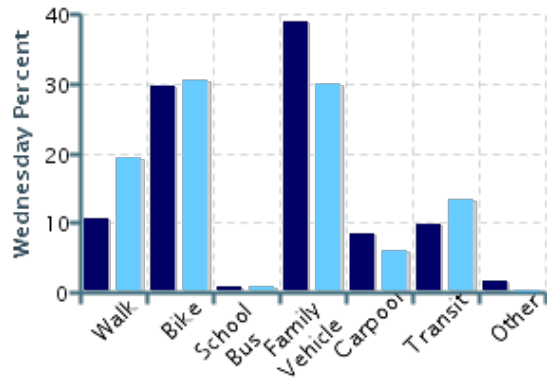
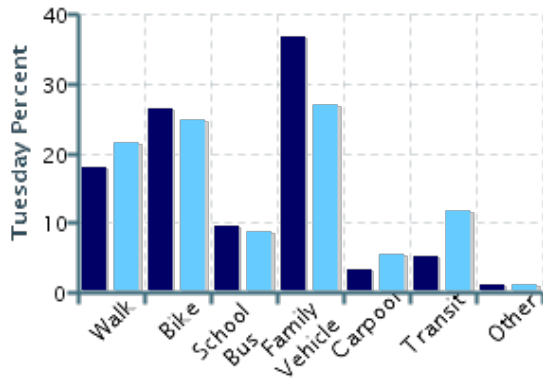
Morning and Afternoon Travel Mode Comparison

	Number of Trips	Walk	Bike	School Bus	Family Vehicle	Carpool	Transit	Other
Morning	337	16%	28%	6%	36%	6%	7%	1%
Afternoon	341	21%	28%	4%	30%	7%	10%	0.6%

Percentages may not total 100% due to rounding.

Morning and Afternoon Travel Mode Comparison by Day

■ Morning ■ Afternoon

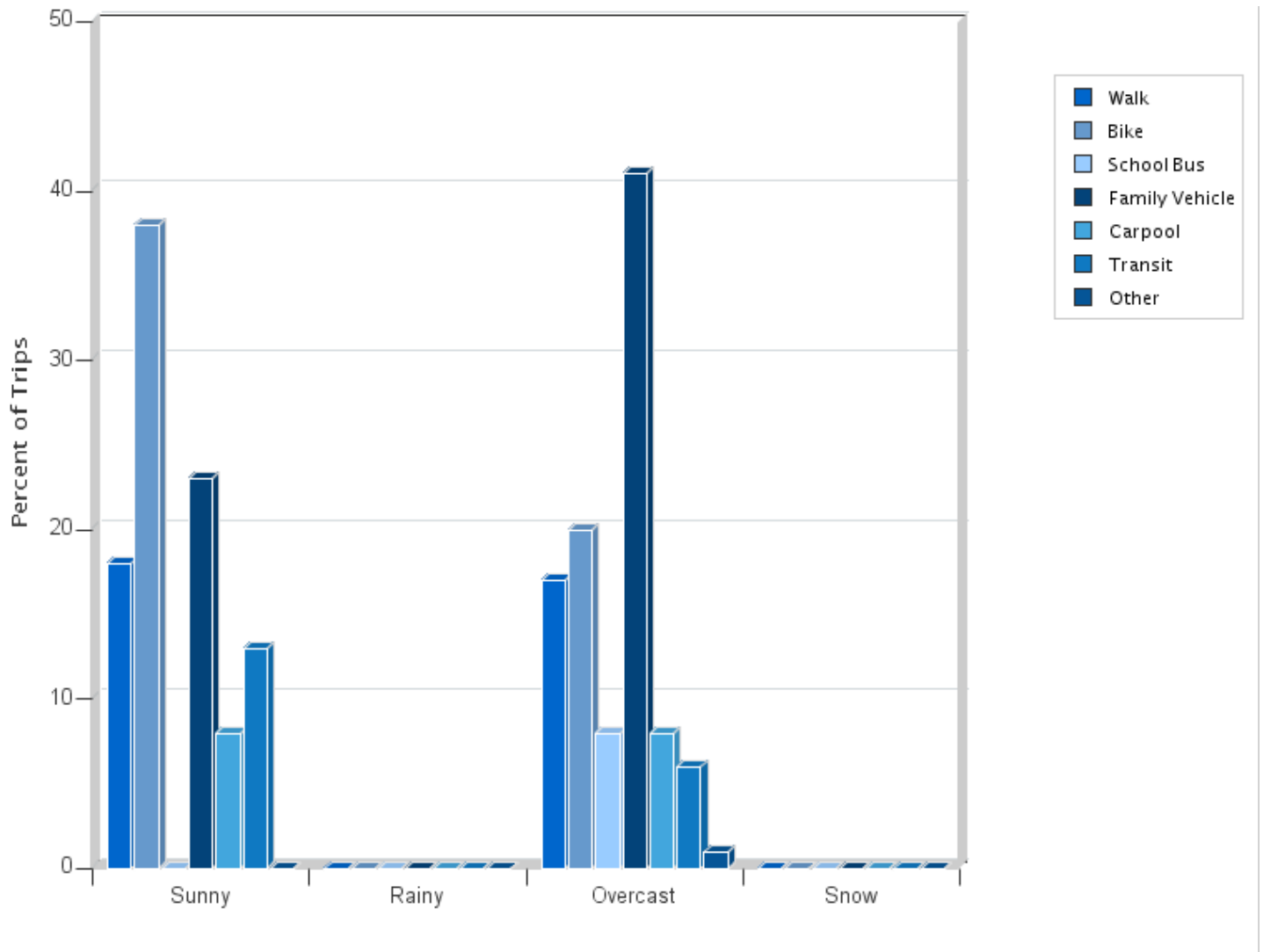


Morning and Afternoon Travel Mode Comparison by Day

	Number of Trips	Walk	Bike	School Bus	Family Vehicle	Carpool	Transit	Other
Tuesday AM	95	18%	26%	9%	37%	3%	5%	1%
Tuesday PM	93	22%	25%	9%	27%	5%	12%	1%
Wednesday AM	131	11%	30%	0.8%	39%	8%	10%	2%
Wednesday PM	134	19%	31%	0.7%	30%	6%	13%	0%
Thursday AM	111	22%	26%	8%	33%	5%	5%	0.9%
Thursday PM	114	22%	26%	3%	33%	11%	4%	0.9%

Percentages may not total 100% due to rounding.

Travel Mode by Weather Conditions



Travel Mode by Weather Condition

Weather Condition	Number of Trips	Walk	Bike	School Bus	Family Vehicle	Carpool	Transit	Other
Sunny	150	18%	38%	0%	23%	8%	13%	0%
Rainy	0	0%	0%	0%	0%	0%	0%	0%
Overcast	325	17%	20%	8%	41%	8%	6%	0.6%
Snow	0	0%	0%	0%	0%	0%	0%	0%

Percentages may not total 100% due to rounding.