

Student Travel Tally Report: One School in One Data Collection Period

School Name: Hall Middle School

Set ID: 26533

School Group: Marin Safe Routes to Schools

Month and Year Collected: September 2018

School Enrollment: 520

Date Report Generated: 11/16/2018

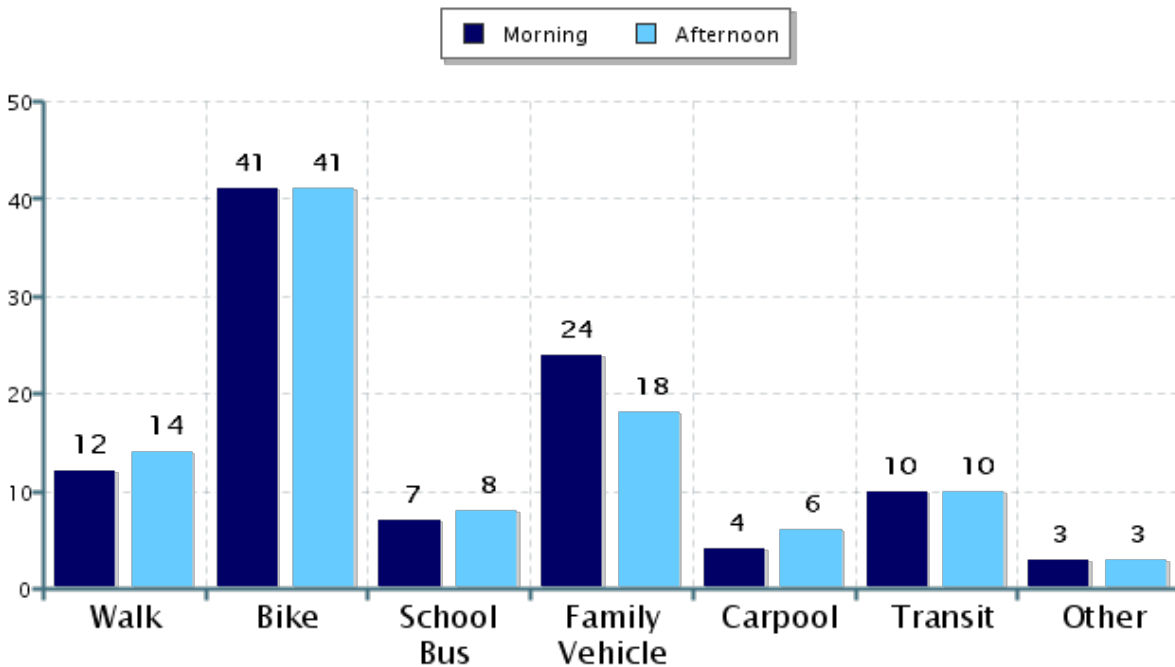
% of Students reached by SRTS activities: Don't Know

Tags:

**Number of Classrooms
Included in Report:** 22

This report contains information from your school's classrooms about students' trip to and from school. The data used in this report were collected using the in-class Student Travel Tally questionnaire from the National Center for Safe Routes to School.

Morning and Afternoon Travel Mode Comparison



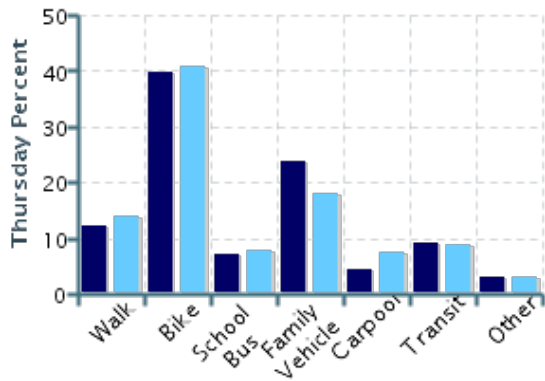
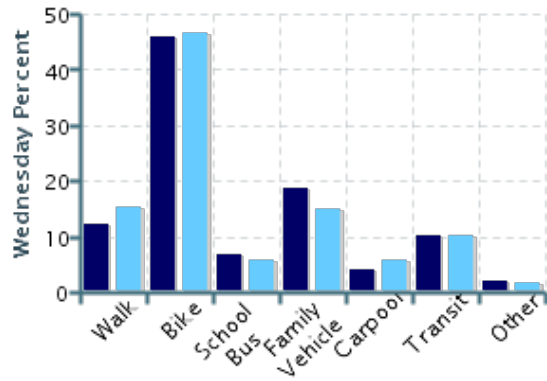
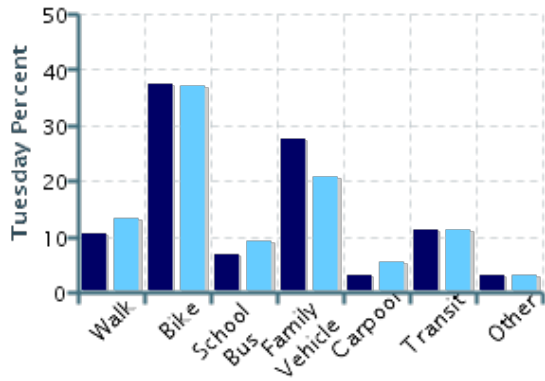
Morning and Afternoon Travel Mode Comparison

	Number of Trips	Walk	Bike	School Bus	Family Vehicle	Carpool	Transit	Other
Morning	802	12%	41%	7%	24%	4%	10%	3%
Afternoon	722	14%	41%	8%	18%	6%	10%	3%

Percentages may not total 100% due to rounding.

Morning and Afternoon Travel Mode Comparison by Day

■ Morning ■ Afternoon

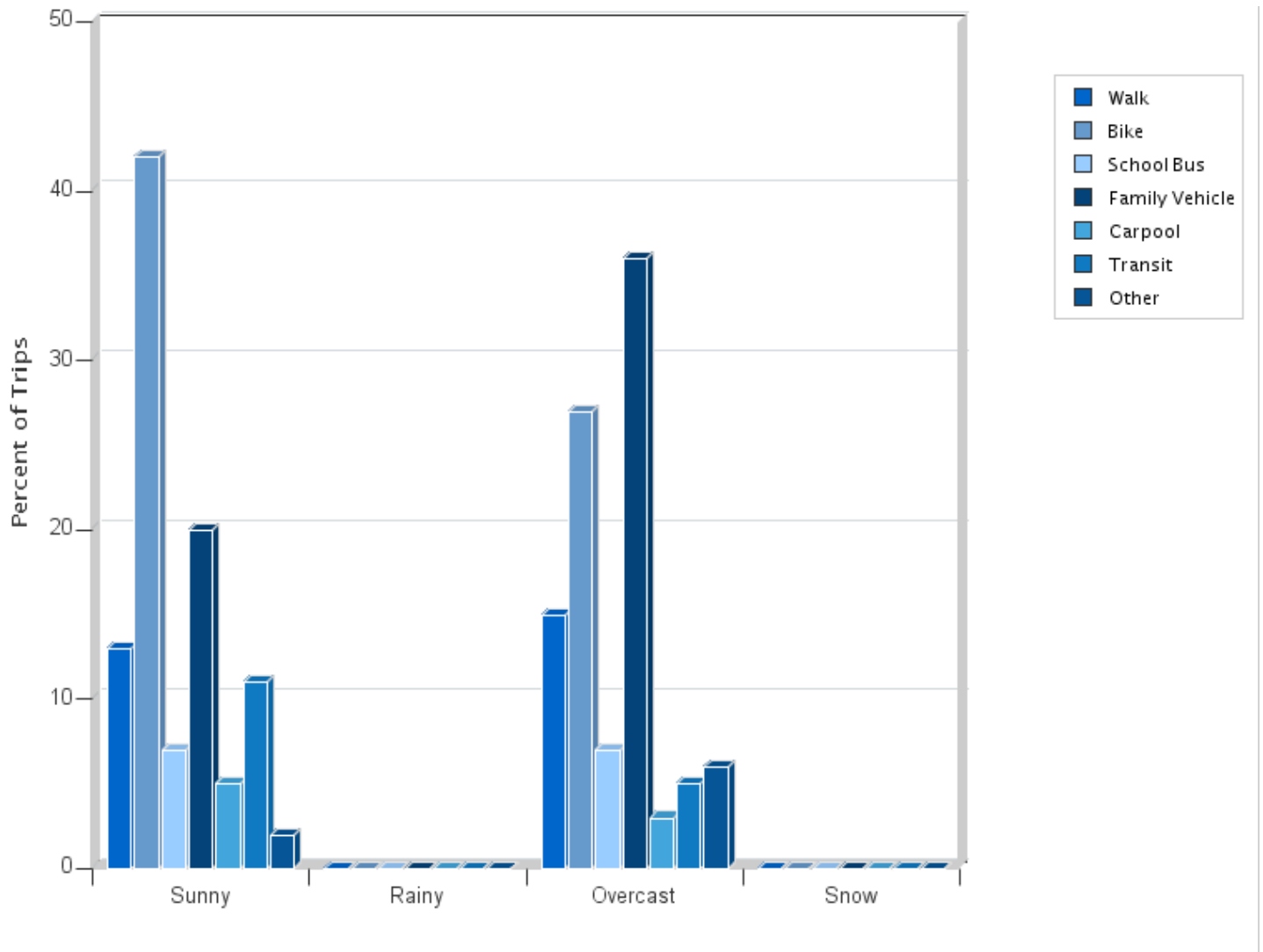


Morning and Afternoon Travel Mode Comparison by Day

	Number of Trips	Walk	Bike	School Bus	Family Vehicle	Carpool	Transit	Other
Tuesday AM	314	11%	38%	7%	28%	3%	11%	3%
Tuesday PM	274	13%	37%	9%	21%	5%	11%	3%
Wednesday AM	204	12%	46%	7%	19%	4%	10%	2%
Wednesday PM	189	15%	47%	6%	15%	6%	10%	2%
Thursday AM	284	12%	40%	7%	24%	5%	9%	3%
Thursday PM	259	14%	41%	8%	18%	7%	9%	3%

Percentages may not total 100% due to rounding.

Travel Mode by Weather Conditions



Travel Mode by Weather Condition

Weather Condition	Number of Trips	Walk	Bike	School Bus	Family Vehicle	Carpool	Transit	Other
Sunny	1414	13%	42%	7%	20%	5%	11%	2%
Rainy	0	0%	0%	0%	0%	0%	0%	0%
Overcast	110	15%	27%	7%	36%	3%	5%	6%
Snow	0	0%	0%	0%	0%	0%	0%	0%

Percentages may not total 100% due to rounding.