

# Student Travel Tally Report: One School in One Data Collection Period

**School Name:** Hall Middle School

**Set ID:** 18732

**School Group:** Marin Safe Routes to Schools

**Month and Year Collected:** September 2015

**School Enrollment:** 651

**Date Report Generated:** 12/29/2015

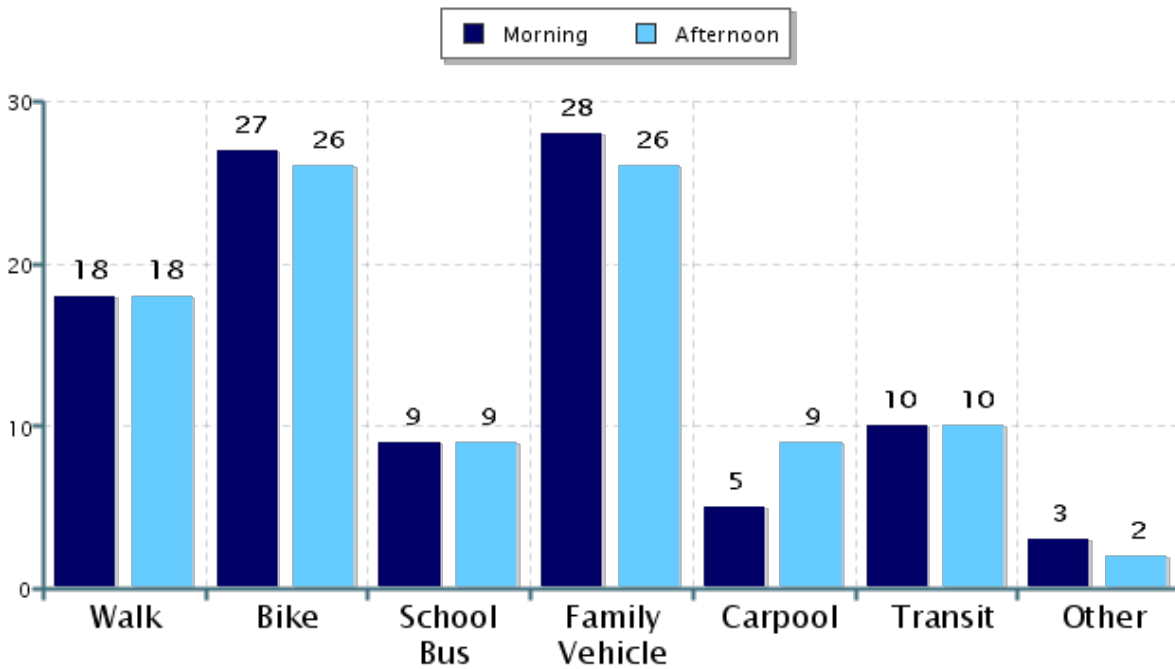
**% of Students reached by SRTS activities:** Don't Know

**Tags:**

**Number of Classrooms  
Included in Report:** 13

This report contains information from your school's classrooms about students' trip to and from school. The data used in this report were collected using the in-class Student Travel Tally questionnaire from the National Center for Safe Routes to School.

## Morning and Afternoon Travel Mode Comparison



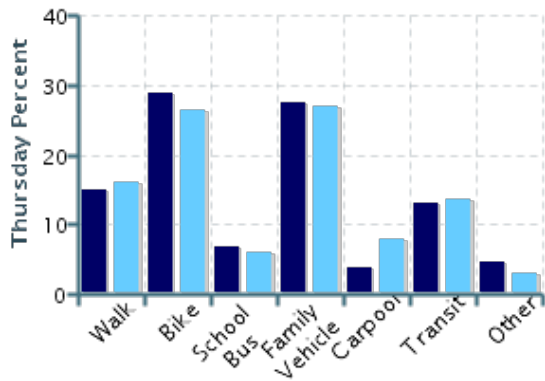
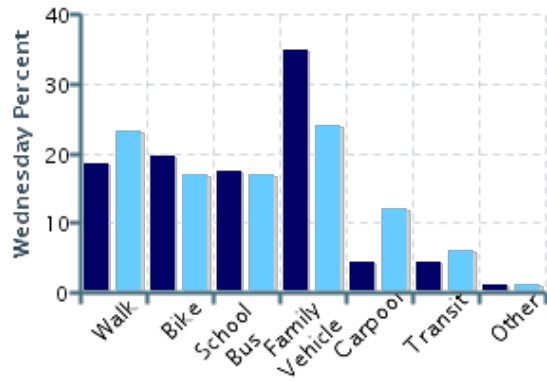
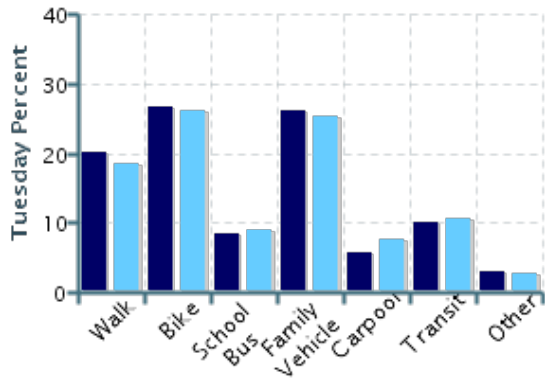
## Morning and Afternoon Travel Mode Comparison

	Number of Trips	Walk	Bike	School Bus	Family Vehicle	Carpool	Transit	Other
Morning	687	18%	27%	9%	28%	5%	10%	3%
Afternoon	688	18%	26%	9%	26%	9%	10%	2%

Percentages may not total 100% due to rounding.

## Morning and Afternoon Travel Mode Comparison by Day

■ Morning ■ Afternoon

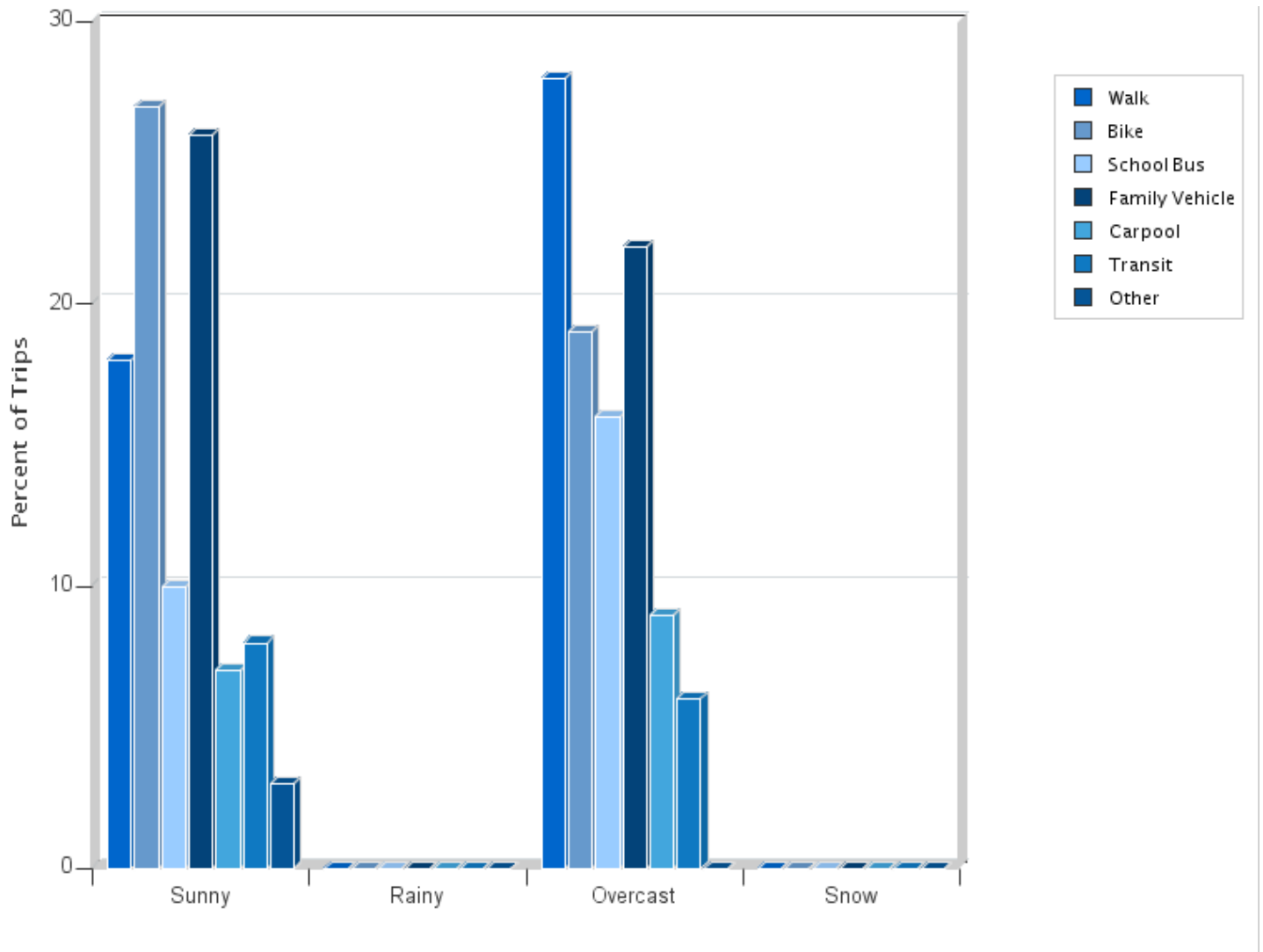


## Morning and Afternoon Travel Mode Comparison by Day

	Number of Trips	Walk	Bike	School Bus	Family Vehicle	Carpool	Transit	Other
Tuesday AM	322	20%	27%	8%	26%	6%	10%	3%
Tuesday PM	324	19%	26%	9%	25%	8%	10%	3%
Wednesday AM	92	18%	20%	17%	35%	4%	4%	1%
Wednesday PM	100	23%	17%	17%	24%	12%	6%	1%
Thursday AM	232	15%	29%	7%	28%	4%	13%	5%
Thursday PM	230	16%	27%	6%	27%	8%	13%	3%

Percentages may not total 100% due to rounding.

### Travel Mode by Weather Conditions



### Travel Mode by Weather Condition

Weather Condition	Number of Trips	Walk	Bike	School Bus	Family Vehicle	Carpool	Transit	Other
Sunny	1163	18%	27%	10%	26%	7%	8%	3%
Rainy	0	0%	0%	0%	0%	0%	0%	0%
Overcast	32	28%	19%	16%	22%	9%	6%	0%
Snow	0	0%	0%	0%	0%	0%	0%	0%

Percentages may not total 100% due to rounding.