

# Student Travel Tally Report: One School in One Data Collection Period

**School Name:** Hidden Valley

**Set ID:** 23942

**School Group:** Marin Safe Routes to Schools

**Month and Year Collected:** September 2017

**School Enrollment:** 364

**Date Report Generated:** 02/05/2018

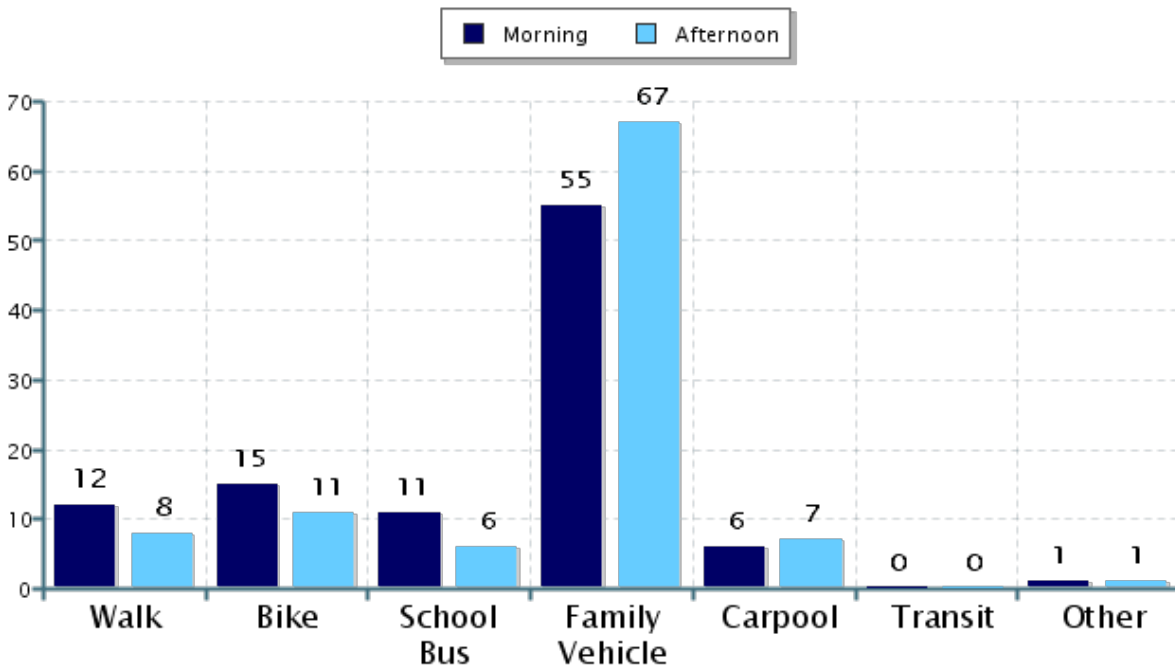
**% of Students reached by SRTS activities:** Don't Know

**Tags:**

**Number of Classrooms  
Included in Report:** 19

This report contains information from your school's classrooms about students' trip to and from school. The data used in this report were collected using the in-class Student Travel Tally questionnaire from the National Center for Safe Routes to School.

## Morning and Afternoon Travel Mode Comparison



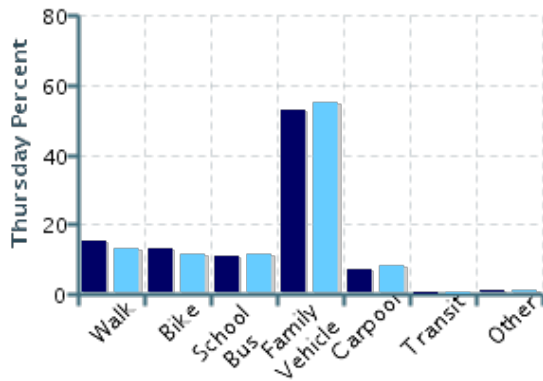
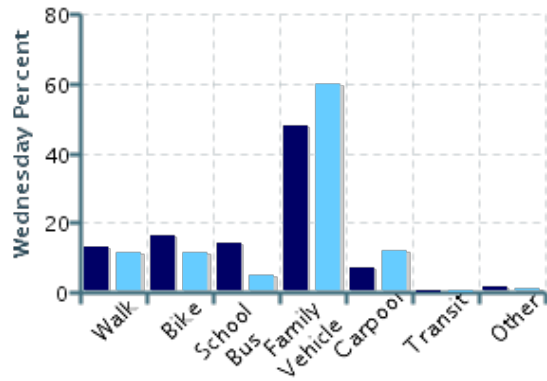
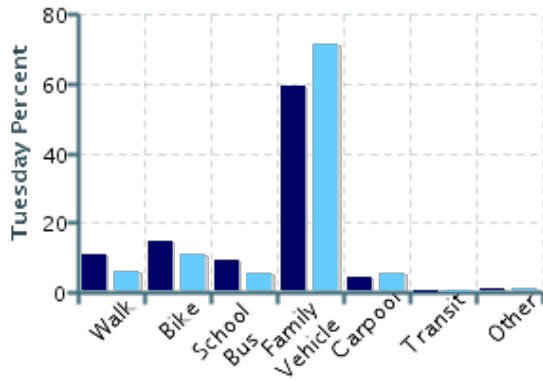
## Morning and Afternoon Travel Mode Comparison

	Number of Trips	Walk	Bike	School Bus	Family Vehicle	Carpool	Transit	Other
Morning	790	12%	15%	11%	55%	6%	0%	1%
Afternoon	788	8%	11%	6%	67%	7%	0%	0.6%

Percentages may not total 100% due to rounding.

## Morning and Afternoon Travel Mode Comparison by Day

■ Morning      ■ Afternoon

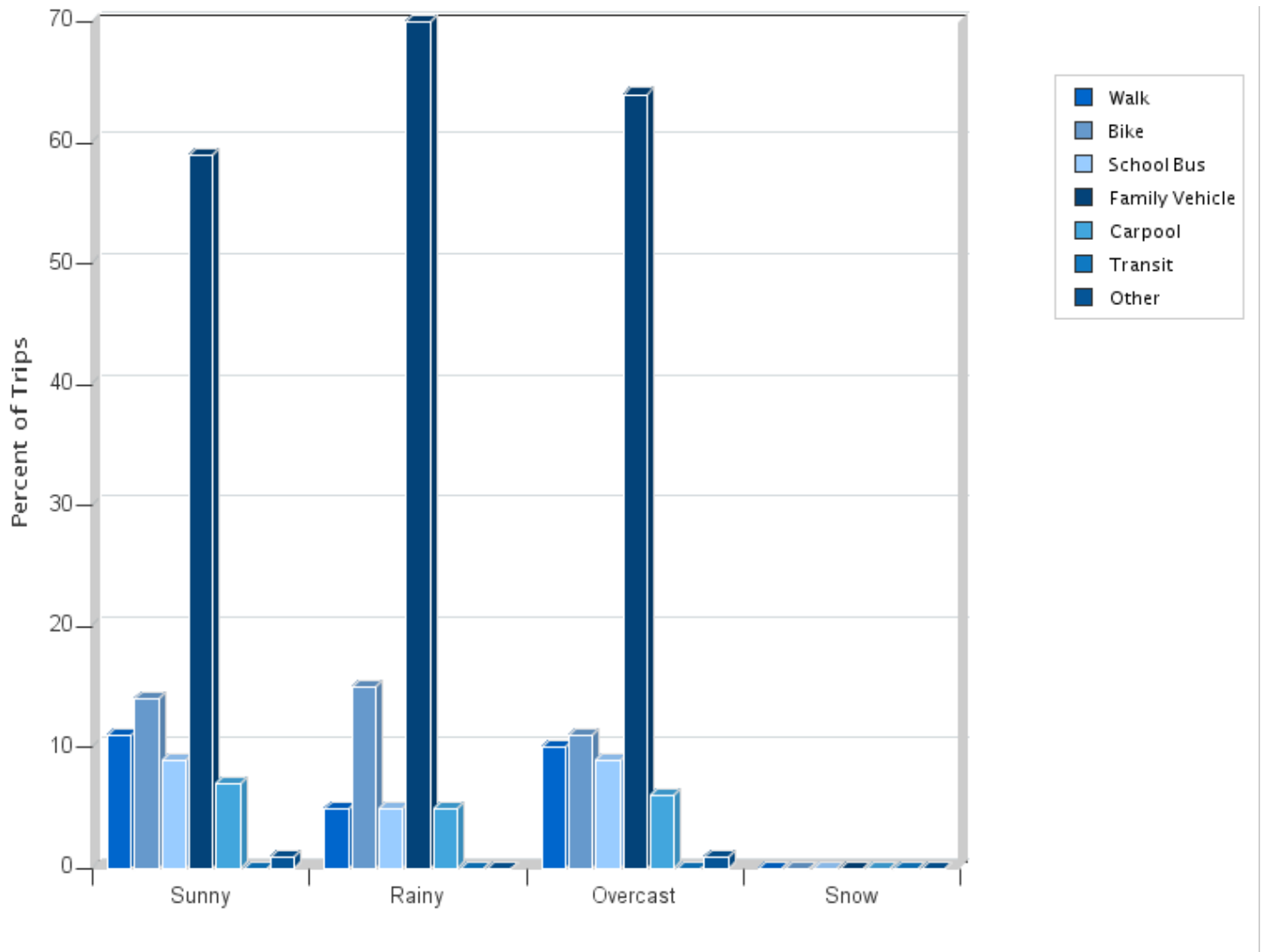


## Morning and Afternoon Travel Mode Comparison by Day

	Number of Trips	Walk	Bike	School Bus	Family Vehicle	Carpool	Transit	Other
Tuesday AM	442	11%	15%	10%	59%	4%	0%	0.9%
Tuesday PM	512	6%	11%	5%	71%	5%	0%	0.6%
Wednesday AM	249	13%	16%	14%	48%	7%	0%	2%
Wednesday PM	178	11%	11%	5%	60%	12%	0%	0.6%
Thursday AM	99	15%	13%	11%	53%	7%	0%	1%
Thursday PM	98	13%	11%	11%	55%	8%	0%	1%

Percentages may not total 100% due to rounding.

Travel Mode by Weather Conditions



Travel Mode by Weather Condition

Weather Condition	Number of Trips	Walk	Bike	School Bus	Family Vehicle	Carpool	Transit	Other
Sunny	1080	11%	14%	9%	59%	7%	0%	1%
Rainy	20	5%	15%	5%	70%	5%	0%	0%
Overcast	478	10%	11%	9%	64%	6%	0%	0.6%
Snow	0	0%	0%	0%	0%	0%	0%	0%

Percentages may not total 100% due to rounding.