



As the tree on the poster fills up with leaves, students feel a sense of pride because they are traveling green daily and helping to cool the Earth.



Poster after 4 weeks with leaf stickers



Leaf sticker with total number of 16 students

TEACHER INSTRUCTIONS

The GO GREEN Spring Challenge is a month-long Marin Countywide initiative to reduce parent car trips by promoting green travel to school. A 'green trip' to school is when a student walks, bikes, carools or takes the bus to school. Your Safe Routes to Schools' parent leader will announce and publicize the official start and end date of your school's spring contest.

Scooters, skateboards, roller blades also qualify as a green trip if allowed by the school. A parent who parks their car and then walks part-way to school with their child counts as a green trip, but only if they walk for at least 7 minutes. Bus transit includes both school buses and public transportation. A carpool is two or more families in one car; a one family carpool does not qualify as a green trip.

Hang up a Tree Poster in Your Classroom

Each teacher receives a colorful poster of a tree to hang in the classroom at the start of the challenge. The tree has no leaves on it and has been divided into four sections: Week 1, 2, 3 and 4. The poster is a visual reminder to students to make a daily effort to travel green to school in efforts to reduce global warming.

Tally the Number of Green Ways to School

Please ask your students every morning during the GO GREEN Spring Challenge:




"WHO TRAVELED A GREEN WAY TO SCHOOL TODAY?"

Count the number of children who raised their hand. If a student raised their hand, then this counts as one green trip. Write down the total number of students who traveled a green trip to school in the circle on the round leaf sticker using a black Sharpie pen. Then place the leaf sticker with the total number on the tree in the appropriate section - week 1, 2, 3 or 4.

As the contest progresses, each weekly section of the tree fills up with leaves. The GO GREEN Spring Challenge runs for 20 school days - Monday through Friday - for a total of four weeks. At the end of the contest, your class will have five leaf stickers in each of the four sections of the tree. (Note: If your school has a staff development day during this period, then your contest will be 19 days in length).

At the start of the contest, please let your students know why it is important to travel green and reduce car trips. Explain what carbon dioxide is to your students. Here are a few discussion points: [\[continued over\]](#)

Thank you for helping Safe Routes to School change the way this generation of school children travels to school by encouraging green travel all year!



If you have any questions regarding the contest, then please contact Laura Kelly at (415) 456-3469 ext 2# or email laura@marinbike.org.

- Cars produce carbon dioxide by burning fuel and negatively impact air quality.
- Reducing car trips = improving air quality by reducing carbon dioxide in the air.
- Walking and biking to school reduces air pollutants. (And so does carpooling or taking the bus to school instead of having your parent drive you alone.)
- As trees grow, they absorb carbon dioxide from the air and release pure oxygen.
- Trees help to fight global warming and cool the earth, making our planet healthy.

Acorns Track Weekly Green Travel Progress

Every teacher is provided with four paper acorns at the start of the GO GREEN Spring Challenge. The acorns are to record the weekly total number of green trips in your classroom.

Every Friday, please write down the total number of green trips for your classroom on an acorn. To calculate your weekly total, please add the five daily totals that were written down on a leaf sticker in the weekly section of the tree. (Safe Routes to Schools recommends engaging your students to do the math and add up the five totals – it’s great math practice and fun for them!)

Once you have recorded the weekly total, the acorn is to be taken to your school’s main office every Friday after morning attendance is taken (this can be a reward for a different student every week – perhaps one who traveled green every day that week) . There will be a designated envelope for the acorns. Your classroom’s weekly progress will be tracked by Safe Routes to Schools. The acorns will be used to calculate your classroom’s percentage of green trips for the contest. We use percentages, rather than total numbers, to take into account that not all classrooms are the same size.

To Recap:

- Each day ask the students who took a Green Way to School?
- Record that number on a leaf sticker and place the sticker on the tree in the appropriate week
- Add the numbers on each leaf sticker and write it down on the acorn
- Send the acorn to the main office
- At the end of the challenge, your main office will have four acorns from your classroom
- The winner will be calculated by the class with highest level of participation based on a percentage of students in your classroom

And the Winner is...

Your Safe Routes to Schools’ parent representative will record each classroom’s grand total at the end of the challenge on a spreadsheet. The classroom at your school with the highest percentage of green trips to school at the end of the four-week period wins the GO GREEN Spring Challenge and will receive a special trophy made entirely from bicycle parts.

