

# Student Travel Tally Report: One School in One Data Collection Period

**School Name:** Glenwood

**Set ID:** 25136

**School Group:** Marin Safe Routes to Schools

**Month and Year Collected:** May 2018

**School Enrollment:** 443

**Date Report Generated:** 06/13/2018

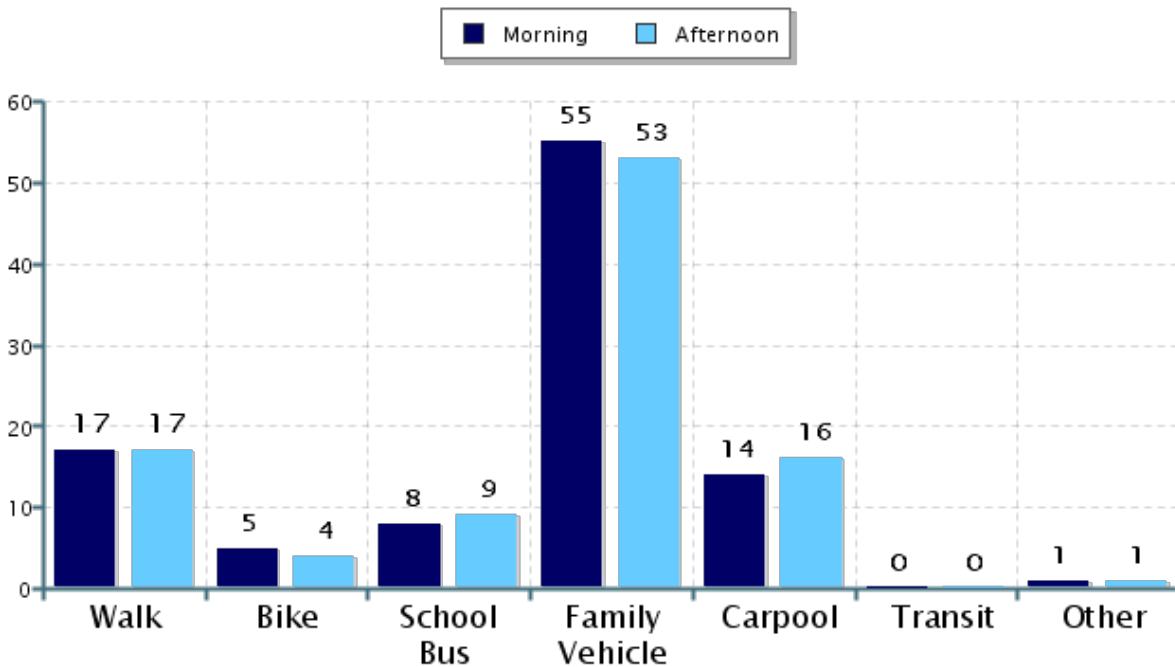
**% of Students reached by SRTS activities:** Don't Know

**Tags:**

**Number of Classrooms  
Included in Report:** 15

This report contains information from your school's classrooms about students' trip to and from school. The data used in this report were collected using the in-class Student Travel Tally questionnaire from the National Center for Safe Routes to School.

## Morning and Afternoon Travel Mode Comparison



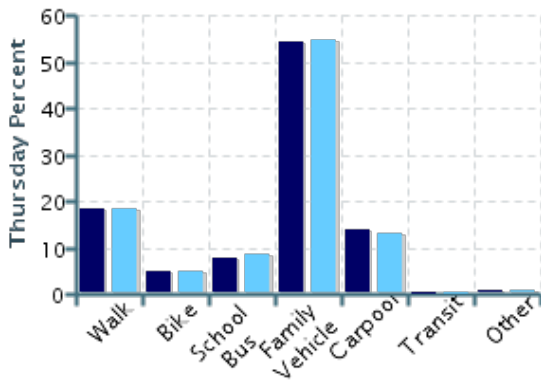
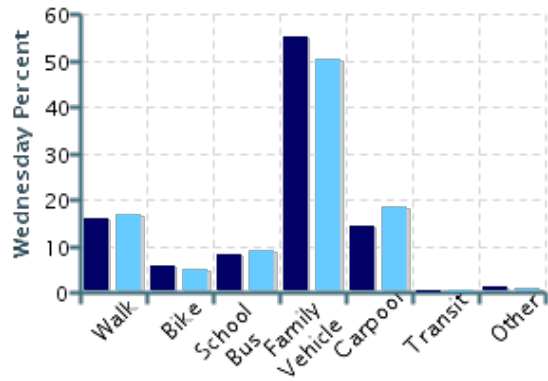
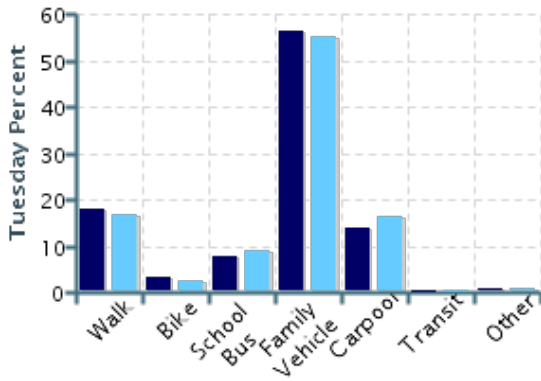
## Morning and Afternoon Travel Mode Comparison

	Number of Trips	Walk	Bike	School Bus	Family Vehicle	Carpool	Transit	Other
Morning	1004	17%	5%	8%	55%	14%	0%	1.0%
Afternoon	929	17%	4%	9%	53%	16%	0%	0.8%

Percentages may not total 100% due to rounding.

## Morning and Afternoon Travel Mode Comparison by Day

■ Morning      ■ Afternoon

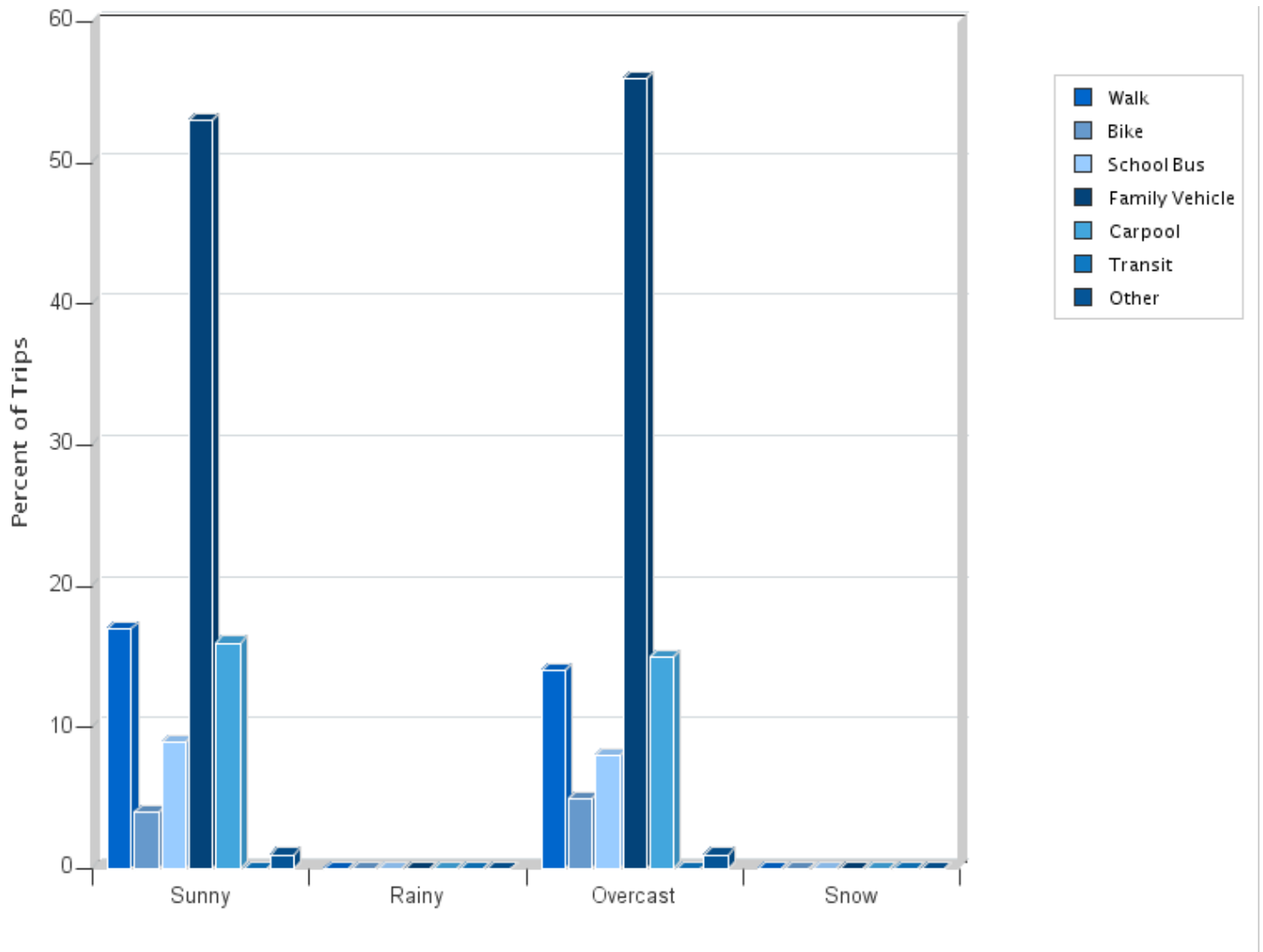


## Morning and Afternoon Travel Mode Comparison by Day

	Number of Trips	Walk	Bike	School Bus	Family Vehicle	Carpool	Transit	Other
Tuesday AM	348	18%	3%	8%	56%	14%	0%	0.9%
Tuesday PM	315	17%	3%	9%	55%	16%	0%	0.6%
Wednesday AM	318	16%	6%	8%	55%	14%	0%	1%
Wednesday PM	296	17%	5%	9%	50%	18%	0%	1%
Thursday AM	338	18%	5%	8%	54%	14%	0%	0.9%
Thursday PM	318	18%	5%	8%	55%	13%	0%	0.6%

Percentages may not total 100% due to rounding.

### Travel Mode by Weather Conditions



### Travel Mode by Weather Condition

Weather Condition	Number of Trips	Walk	Bike	School Bus	Family Vehicle	Carpool	Transit	Other
Sunny	1151	17%	4%	9%	53%	16%	0%	0.7%
Rainy	0	0%	0%	0%	0%	0%	0%	0%
Overcast	652	14%	5%	8%	56%	15%	0%	1%
Snow	0	0%	0%	0%	0%	0%	0%	0%

Percentages may not total 100% due to rounding.