

Student Travel Tally Report: One School in One Data Collection Period

School Name: Glenwood

Set ID: 22614

School Group: Marin Safe Routes to Schools

Month and Year Collected: May 2017

School Enrollment: 444

Date Report Generated: 06/28/2017

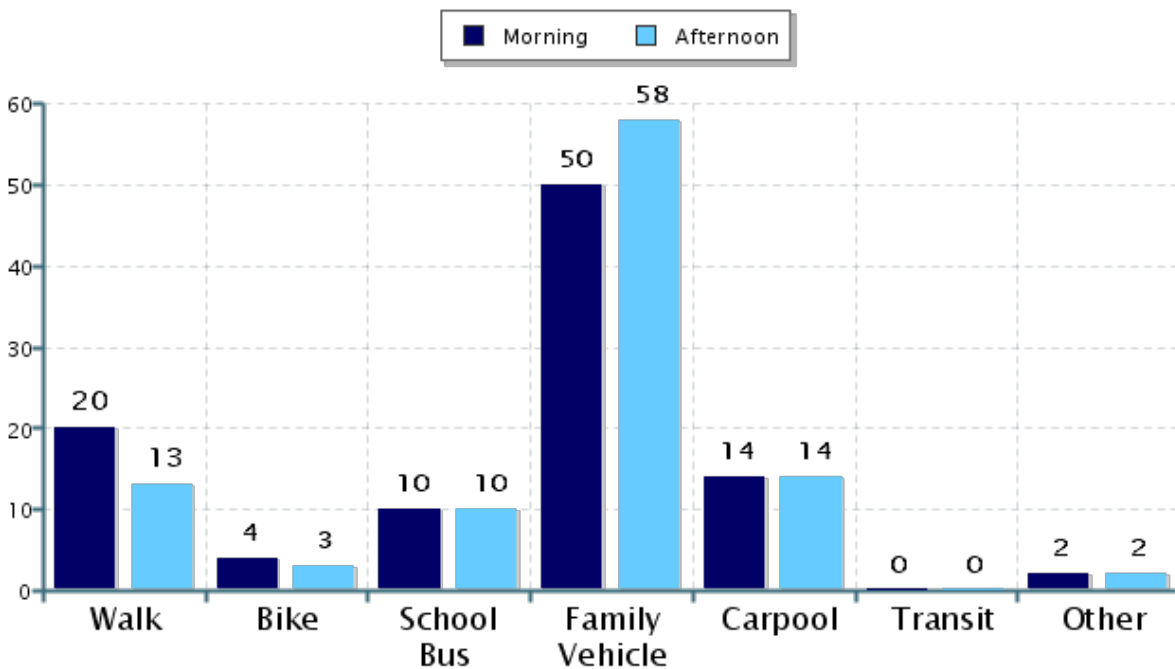
% of Students reached by SRTS activities: Don't Know

Tags:

**Number of Classrooms
Included in Report:** 10

This report contains information from your school's classrooms about students' trip to and from school. The data used in this report were collected using the in-class Student Travel Tally questionnaire from the National Center for Safe Routes to School.

Morning and Afternoon Travel Mode Comparison



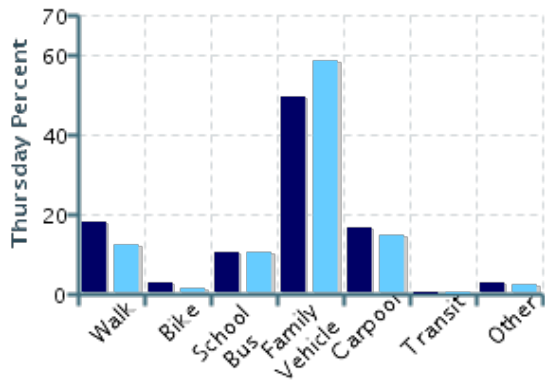
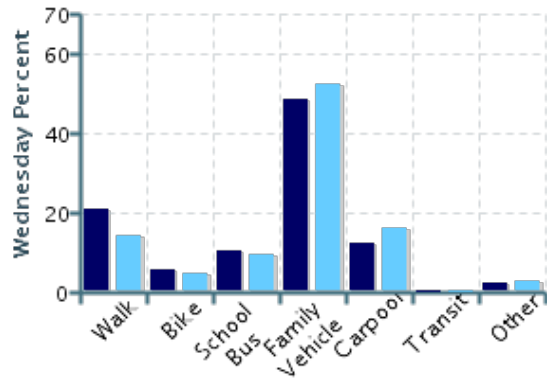
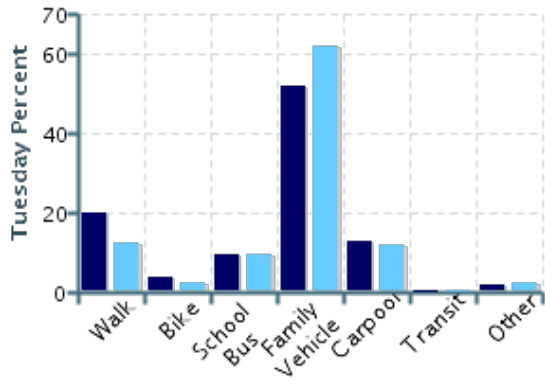
Morning and Afternoon Travel Mode Comparison

	Number of Trips	Walk	Bike	School Bus	Family Vehicle	Carpool	Transit	Other
Morning	657	20%	4%	10%	50%	14%	0%	2%
Afternoon	658	13%	3%	10%	58%	14%	0%	2%

Percentages may not total 100% due to rounding.

Morning and Afternoon Travel Mode Comparison by Day

■ Morning ■ Afternoon

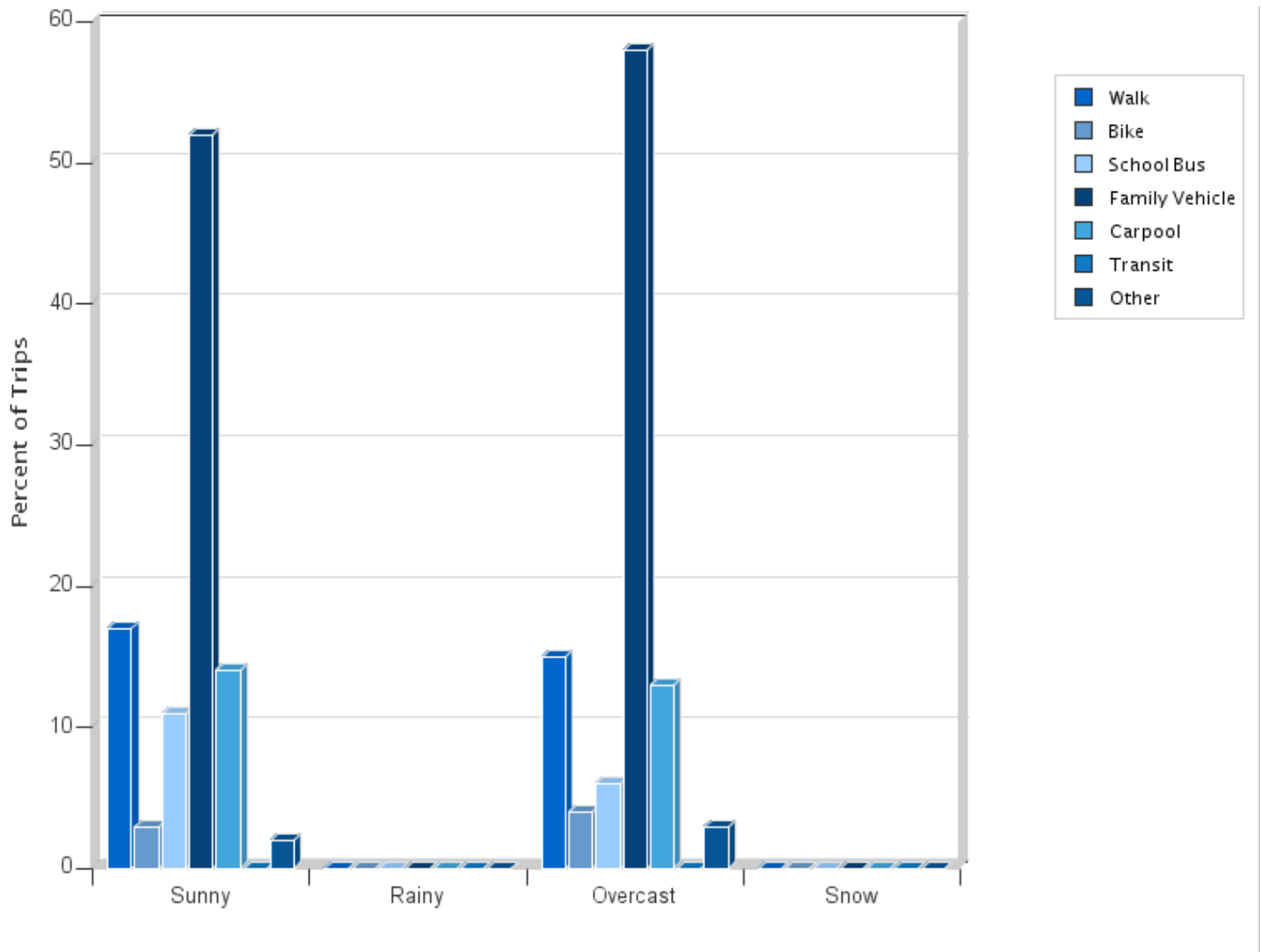


Morning and Afternoon Travel Mode Comparison by Day

	Number of Trips	Walk	Bike	School Bus	Family Vehicle	Carpool	Transit	Other
Tuesday AM	231	20%	4%	10%	52%	13%	0%	2%
Tuesday PM	230	12%	3%	10%	62%	12%	0%	2%
Wednesday AM	214	21%	6%	10%	49%	12%	0%	2%
Wednesday PM	214	14%	5%	9%	52%	16%	0%	3%
Thursday AM	212	18%	3%	10%	50%	17%	0%	3%
Thursday PM	214	13%	1%	10%	58%	15%	0%	2%

Percentages may not total 100% due to rounding.

Travel Mode by Weather Conditions



Travel Mode by Weather Condition

Weather Condition	Number of Trips	Walk	Bike	School Bus	Family Vehicle	Carpool	Transit	Other
Sunny	1006	17%	3%	11%	52%	14%	0%	2%
Rainy	0	0%	0%	0%	0%	0%	0%	0%
Overcast	309	15%	4%	6%	58%	13%	0%	3%
Snow	0	0%	0%	0%	0%	0%	0%	0%

Percentages may not total 100% due to rounding.