

# Student Travel Tally Report: One School in One Data Collection Period

**School Name:** Glenwood

**Set ID:** 20505

**School Group:** Marin Safe Routes to Schools

**Month and Year Collected:** May 2016

**School Enrollment:** 444

**Date Report Generated:** 11/25/2016

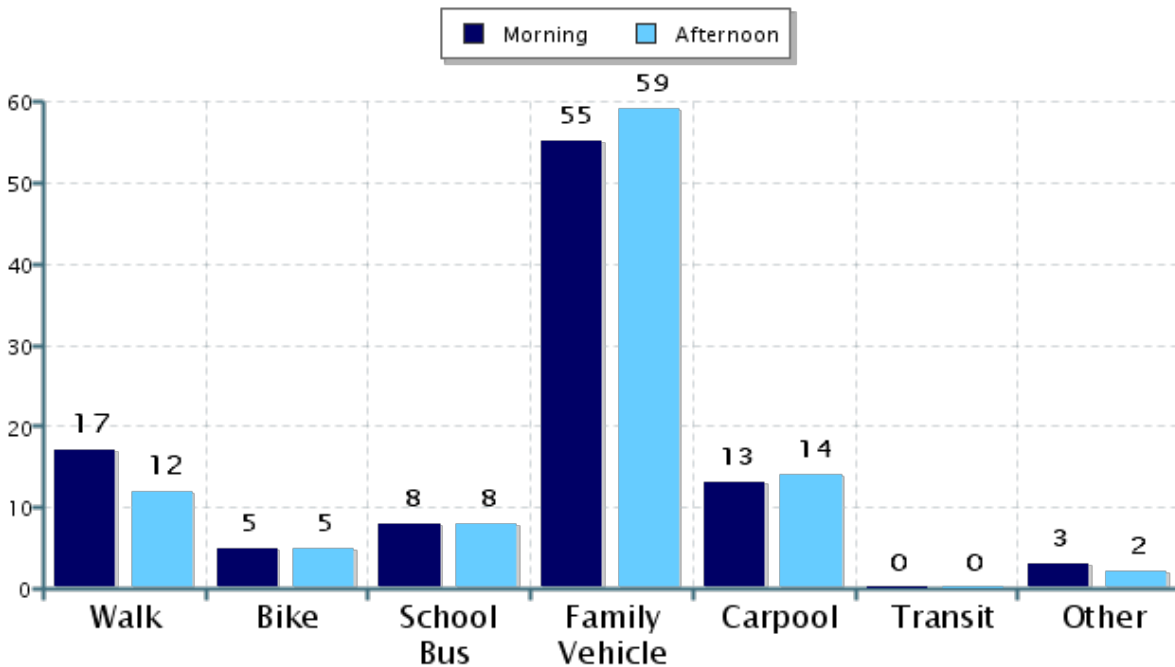
**% of Students reached by SRTS activities:** Don't Know

**Tags:** 2016 Spring Student Tally

**Number of Classrooms  
Included in Report:** 19

This report contains information from your school's classrooms about students' trip to and from school. The data used in this report were collected using the in-class Student Travel Tally questionnaire from the National Center for Safe Routes to School.

## Morning and Afternoon Travel Mode Comparison



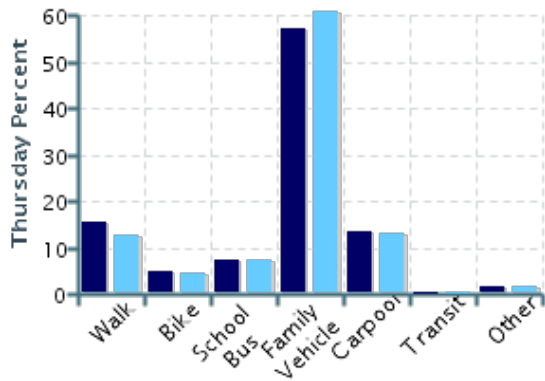
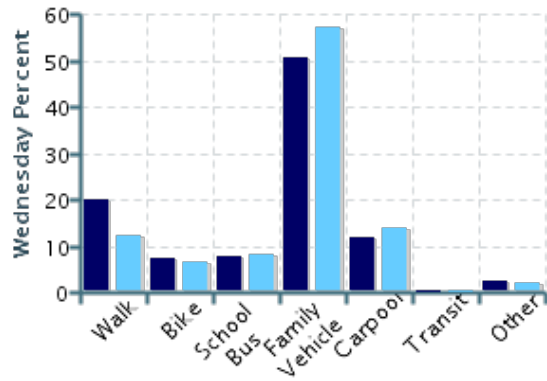
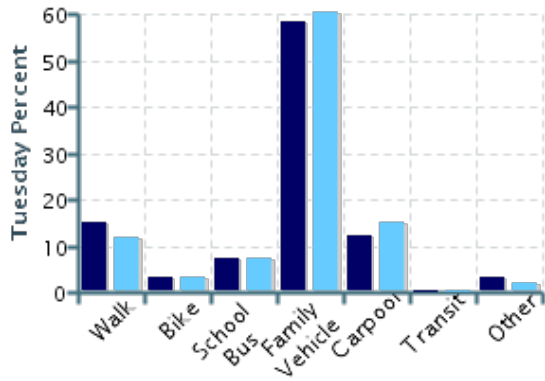
## Morning and Afternoon Travel Mode Comparison

	Number of Trips	Walk	Bike	School Bus	Family Vehicle	Carpool	Transit	Other
Morning	1219	17%	5%	8%	55%	13%	0%	3%
Afternoon	1226	12%	5%	8%	59%	14%	0%	2%

Percentages may not total 100% due to rounding.

## Morning and Afternoon Travel Mode Comparison by Day

■ Morning      ■ Afternoon

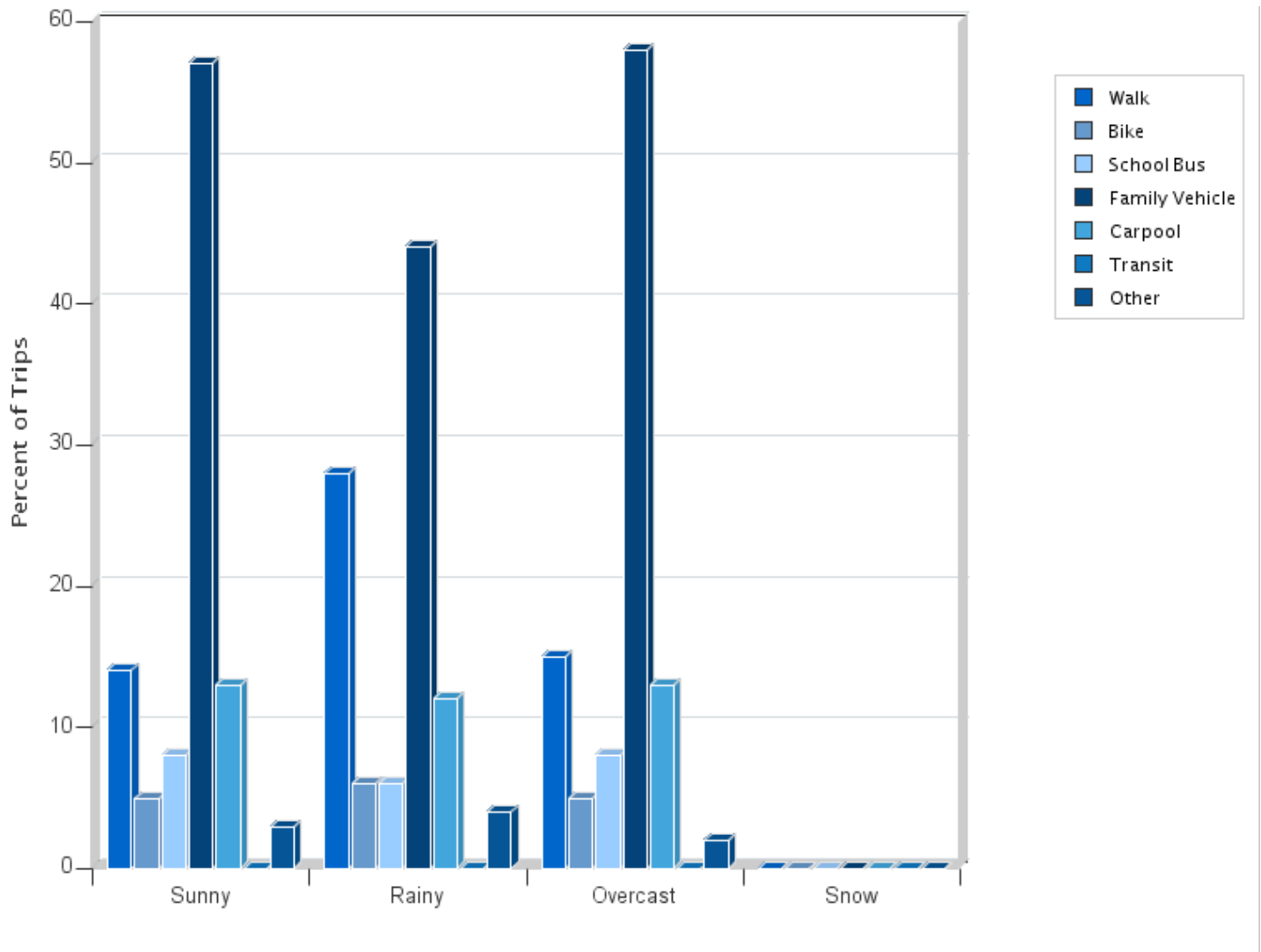


## Morning and Afternoon Travel Mode Comparison by Day

	Number of Trips	Walk	Bike	School Bus	Family Vehicle	Carpool	Transit	Other
Tuesday AM	386	15%	3%	8%	58%	12%	0%	3%
Tuesday PM	383	12%	3%	7%	60%	15%	0%	2%
Wednesday AM	429	20%	7%	8%	51%	12%	0%	3%
Wednesday PM	434	12%	6%	8%	57%	14%	0%	2%
Thursday AM	404	15%	5%	7%	57%	14%	0%	2%
Thursday PM	409	13%	5%	7%	61%	13%	0%	1%

Percentages may not total 100% due to rounding.

### Travel Mode by Weather Conditions



### Travel Mode by Weather Condition

Weather Condition	Number of Trips	Walk	Bike	School Bus	Family Vehicle	Carpool	Transit	Other
Sunny	1190	14%	5%	8%	57%	13%	0%	3%
Rainy	50	28%	6%	6%	44%	12%	0%	4%
Overcast	1183	15%	5%	8%	58%	13%	0%	2%
Snow	0	0%	0%	0%	0%	0%	0%	0%

Percentages may not total 100% due to rounding.