

Student Travel Tally Report: One School in One Data Collection Period

School Name: Glenwood

Set ID: 18672

School Group: Marin Safe Routes to Schools

Month and Year Collected: September 2015

School Enrollment: 427

Date Report Generated: 12/29/2015

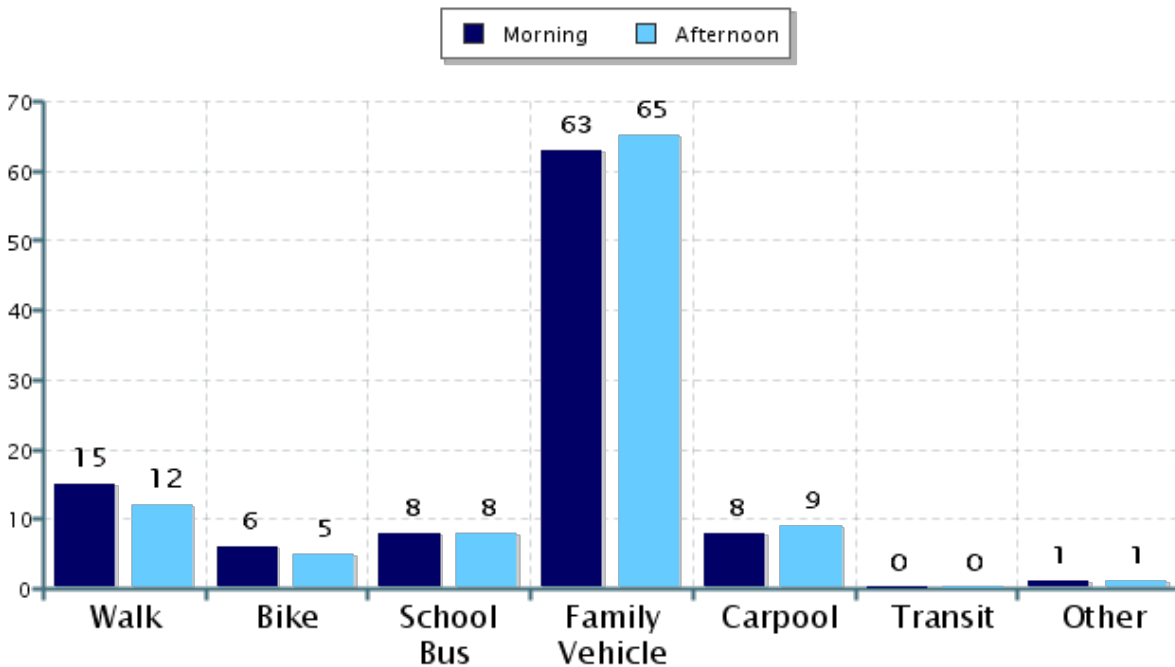
% of Students reached by SRTS activities: Don't Know

Tags:

**Number of Classrooms
Included in Report:** 19

This report contains information from your school's classrooms about students' trip to and from school. The data used in this report were collected using the in-class Student Travel Tally questionnaire from the National Center for Safe Routes to School.

Morning and Afternoon Travel Mode Comparison



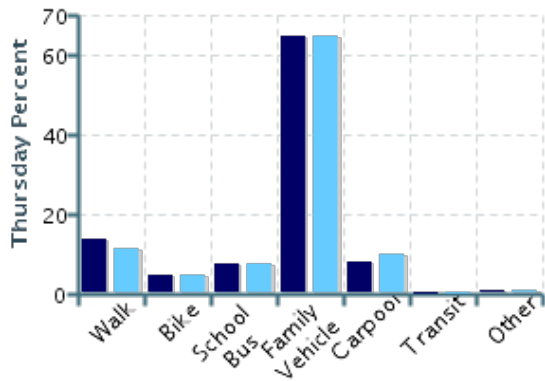
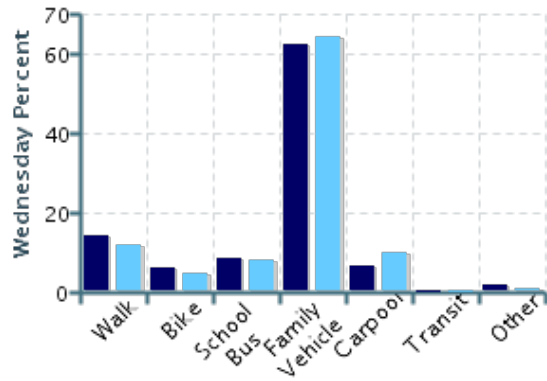
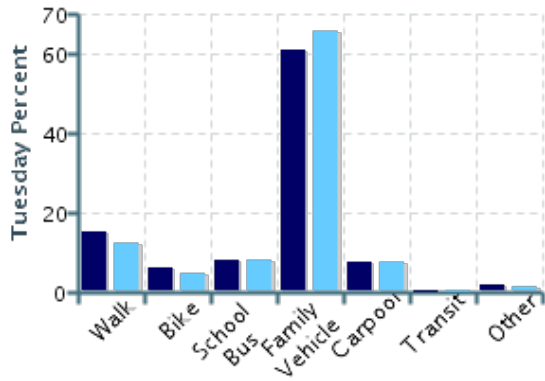
Morning and Afternoon Travel Mode Comparison

	Number of Trips	Walk	Bike	School Bus	Family Vehicle	Carpool	Transit	Other
Morning	1131	15%	6%	8%	63%	8%	0%	1%
Afternoon	1134	12%	5%	8%	65%	9%	0%	1%

Percentages may not total 100% due to rounding.

Morning and Afternoon Travel Mode Comparison by Day

■ Morning ■ Afternoon

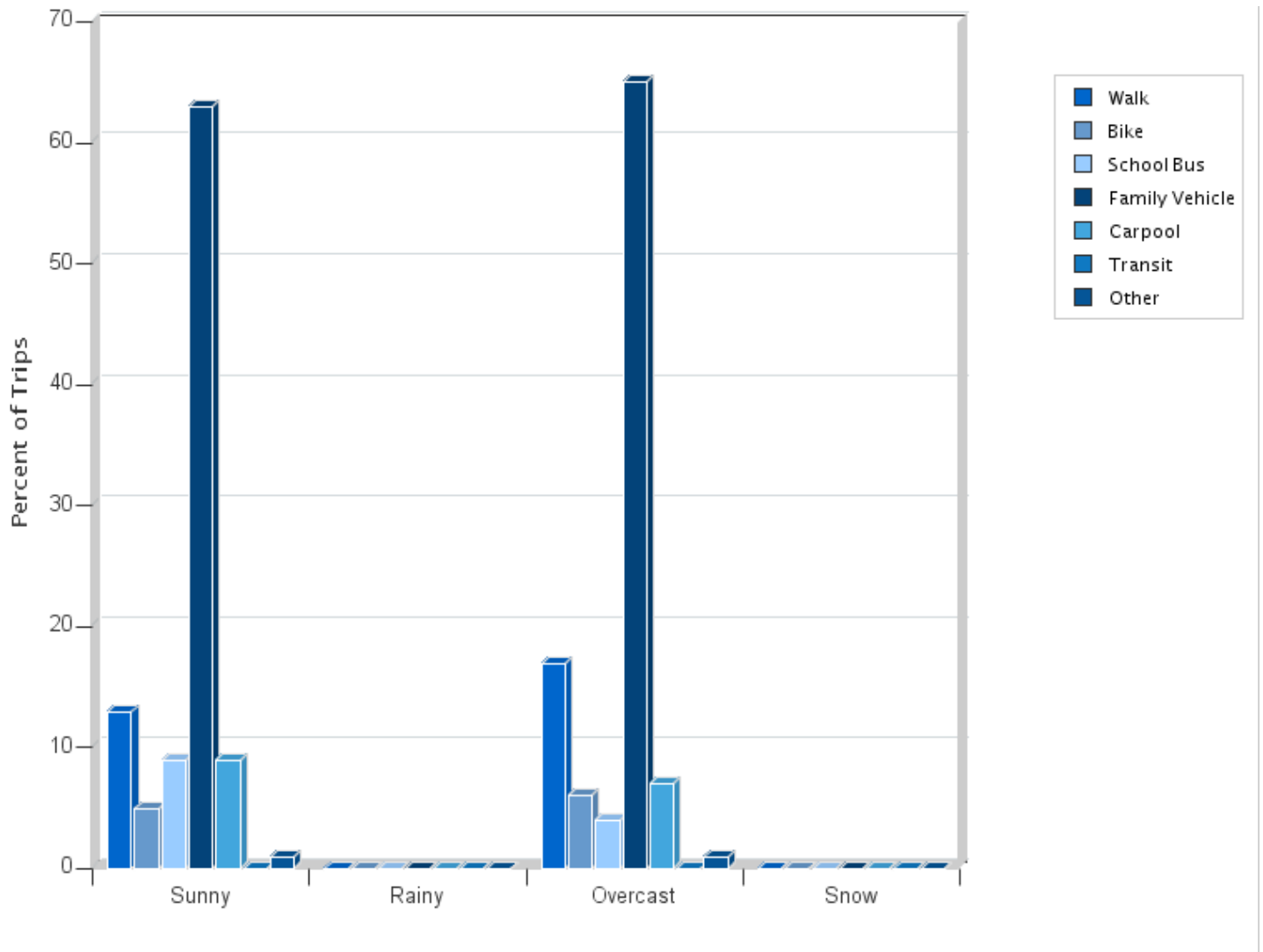


Morning and Afternoon Travel Mode Comparison by Day

	Number of Trips	Walk	Bike	School Bus	Family Vehicle	Carpool	Transit	Other
Tuesday AM	386	15%	6%	8%	61%	8%	0%	2%
Tuesday PM	388	12%	5%	8%	66%	7%	0%	2%
Wednesday AM	402	14%	6%	9%	62%	7%	0%	2%
Wednesday PM	402	12%	5%	8%	64%	10%	0%	0.7%
Thursday AM	343	14%	5%	8%	65%	8%	0%	0.6%
Thursday PM	344	11%	5%	8%	65%	10%	0%	1%

Percentages may not total 100% due to rounding.

Travel Mode by Weather Conditions



Travel Mode by Weather Condition

Weather Condition	Number of Trips	Walk	Bike	School Bus	Family Vehicle	Carpool	Transit	Other
Sunny	1927	13%	5%	9%	63%	9%	0%	1%
Rainy	0	0%	0%	0%	0%	0%	0%	0%
Overcast	202	17%	6%	4%	65%	7%	0%	1.0%
Snow	0	0%	0%	0%	0%	0%	0%	0%

Percentages may not total 100% due to rounding.