

Student Travel Tally Report: One School in One Data Collection Period

School Name: Edna Maguire Elementary School

Set ID: 22613

School Group: Marin Safe Routes to Schools

Month and Year Collected: May 2017

School Enrollment: 578

Date Report Generated: 06/28/2017

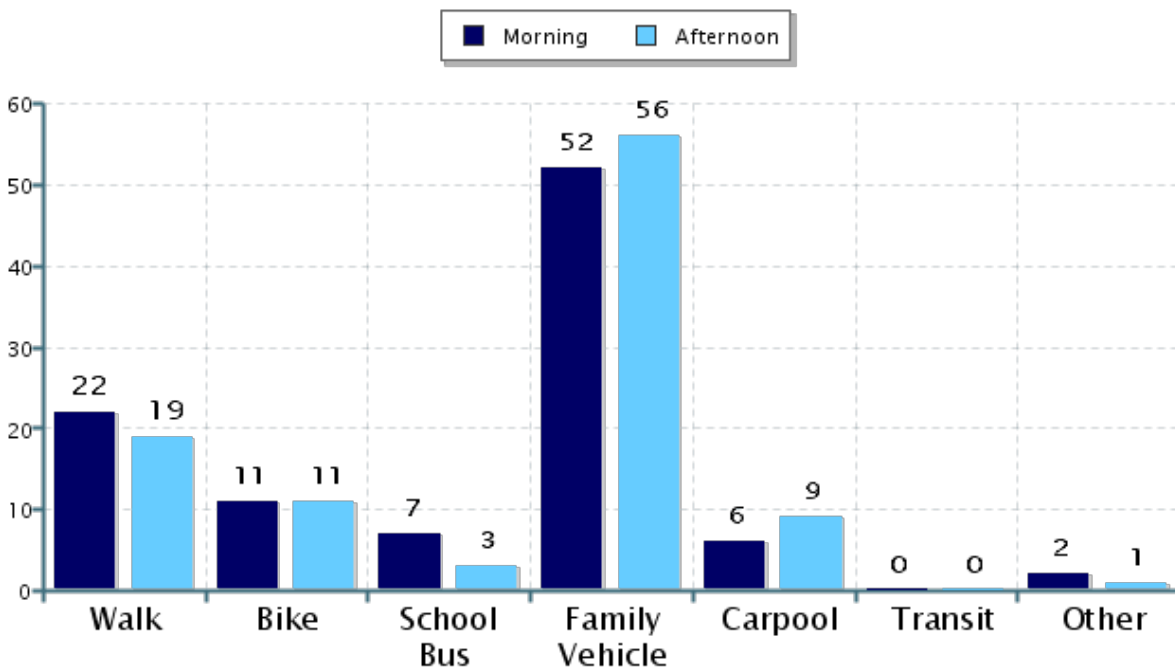
% of Students reached by SRTS activities: Don't Know

Tags:

**Number of Classrooms
Included in Report:** 11

This report contains information from your school's classrooms about students' trip to and from school. The data used in this report were collected using the in-class Student Travel Tally questionnaire from the National Center for Safe Routes to School.

Morning and Afternoon Travel Mode Comparison



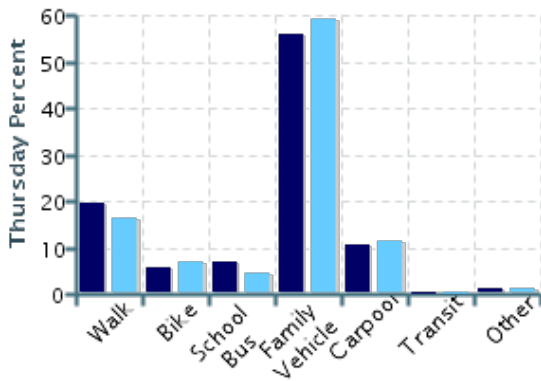
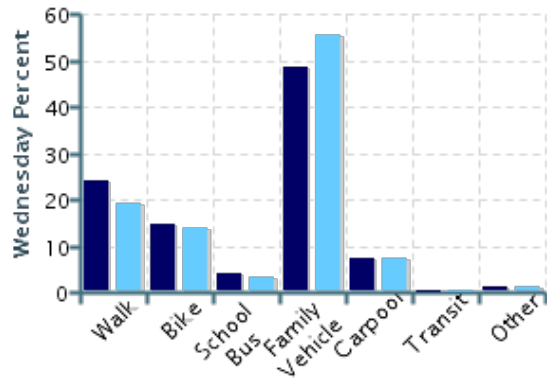
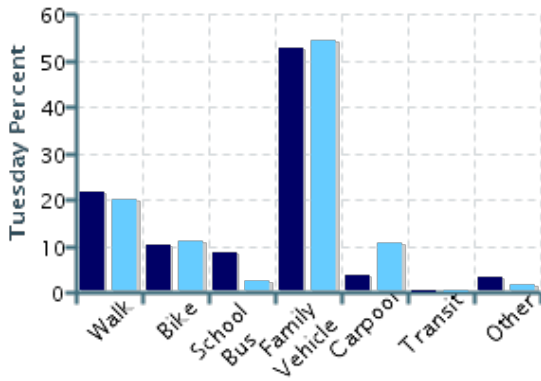
Morning and Afternoon Travel Mode Comparison

| | Number of Trips | Walk | Bike | School Bus | Family Vehicle | Carpool | Transit | Other |
|-----------|-----------------|------|------|------------|----------------|---------|---------|-------|
| Morning | 472 | 22% | 11% | 7% | 52% | 6% | 0% | 2% |
| Afternoon | 497 | 19% | 11% | 3% | 56% | 9% | 0% | 1% |

Percentages may not total 100% due to rounding.

Morning and Afternoon Travel Mode Comparison by Day

■ Morning ■ Afternoon

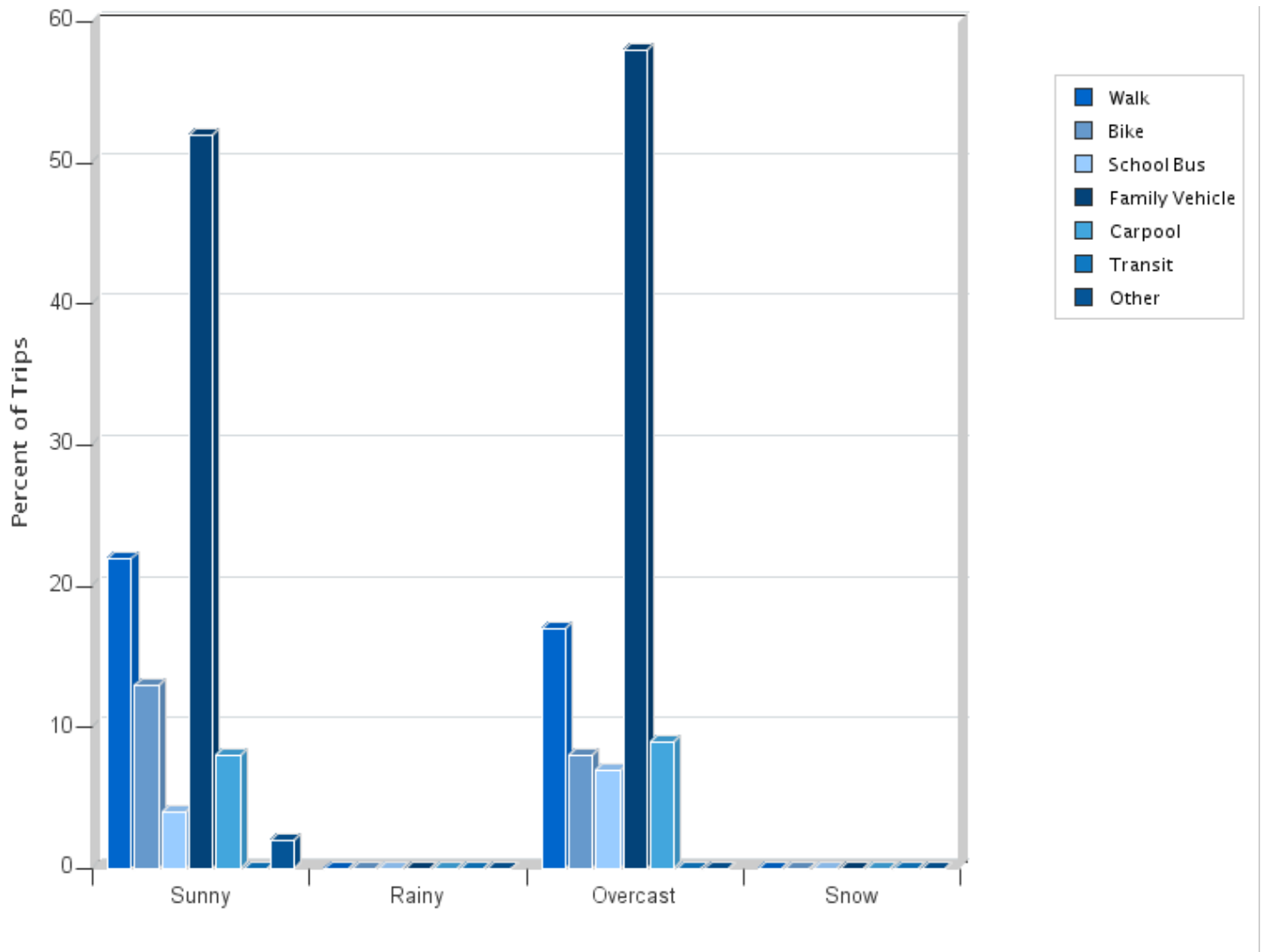


Morning and Afternoon Travel Mode Comparison by Day

| | Number of Trips | Walk | Bike | School Bus | Family Vehicle | Carpool | Transit | Other |
|--------------|-----------------|------|------|------------|----------------|---------|---------|-------|
| Tuesday AM | 195 | 22% | 10% | 9% | 53% | 4% | 0% | 3% |
| Tuesday PM | 218 | 20% | 11% | 2% | 54% | 11% | 0% | 2% |
| Wednesday AM | 191 | 24% | 15% | 4% | 49% | 7% | 0% | 1% |
| Wednesday PM | 193 | 19% | 14% | 3% | 55% | 7% | 0% | 1% |
| Thursday AM | 86 | 20% | 6% | 7% | 56% | 10% | 0% | 1% |
| Thursday PM | 86 | 16% | 7% | 5% | 59% | 12% | 0% | 1% |

Percentages may not total 100% due to rounding.

Travel Mode by Weather Conditions



Travel Mode by Weather Condition

| Weather Condition | Number of Trips | Walk | Bike | School Bus | Family Vehicle | Carpool | Transit | Other |
|-------------------|-----------------|------|------|------------|----------------|---------|---------|-------|
| Sunny | 700 | 22% | 13% | 4% | 52% | 8% | 0% | 2% |
| Rainy | 0 | 0% | 0% | 0% | 0% | 0% | 0% | 0% |
| Overcast | 269 | 17% | 8% | 7% | 58% | 9% | 0% | 0% |
| Snow | 0 | 0% | 0% | 0% | 0% | 0% | 0% | 0% |

Percentages may not total 100% due to rounding.