

Student Travel Tally Report: One School in One Data Collection Period

School Name: Edna Maguire Elementary School

Set ID: 20466

School Group: Marin Safe Routes to Schools

Month and Year Collected: May 2016

School Enrollment: 578

Date Report Generated: 11/25/2016

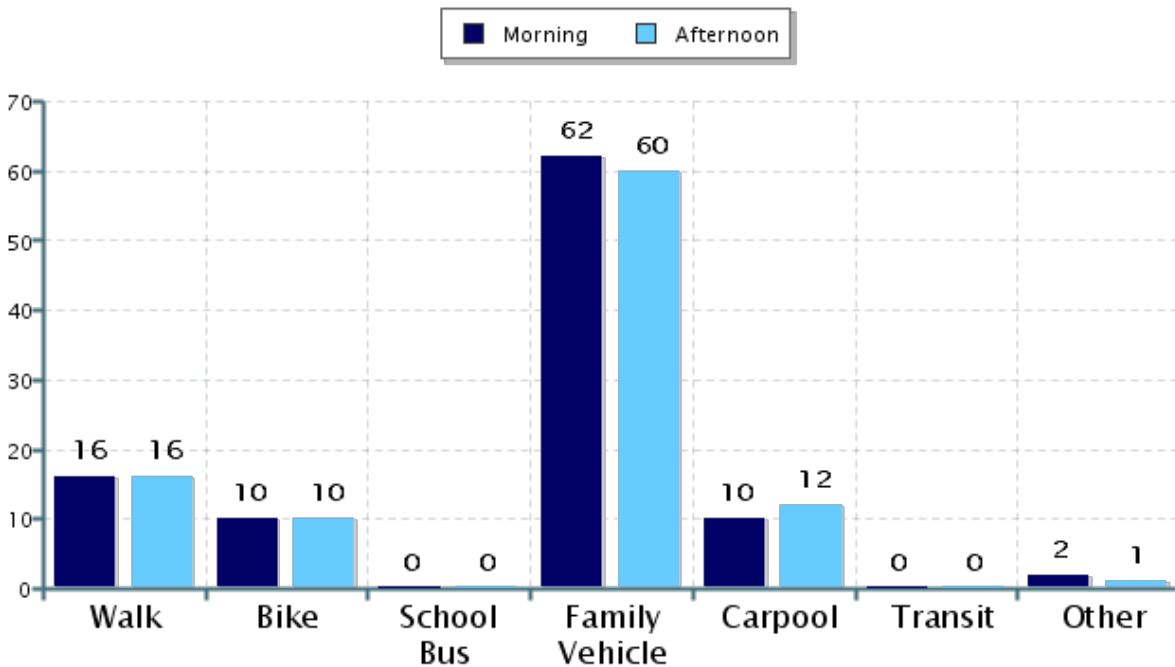
% of Students reached by SRTS activities: Don't Know

Tags: 2016 Spring Student Tally

**Number of Classrooms
Included in Report:** 26

This report contains information from your school's classrooms about students' trip to and from school. The data used in this report were collected using the in-class Student Travel Tally questionnaire from the National Center for Safe Routes to School.

Morning and Afternoon Travel Mode Comparison



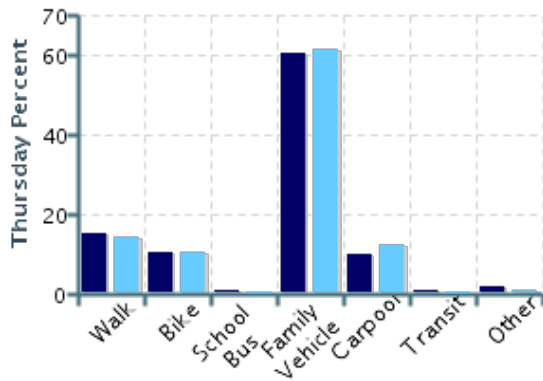
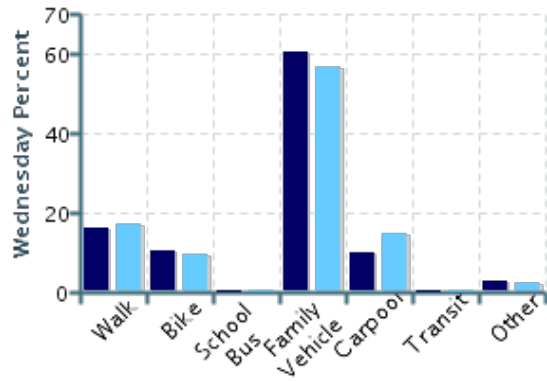
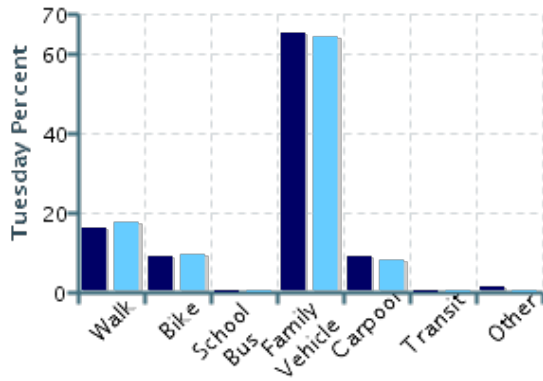
Morning and Afternoon Travel Mode Comparison

	Number of Trips	Walk	Bike	School Bus	Family Vehicle	Carpool	Transit	Other
Morning	1400	16%	10%	0.1%	62%	10%	0.4%	2%
Afternoon	1290	16%	10%	0%	60%	12%	0%	1%

Percentages may not total 100% due to rounding.

Morning and Afternoon Travel Mode Comparison by Day

■ Morning ■ Afternoon

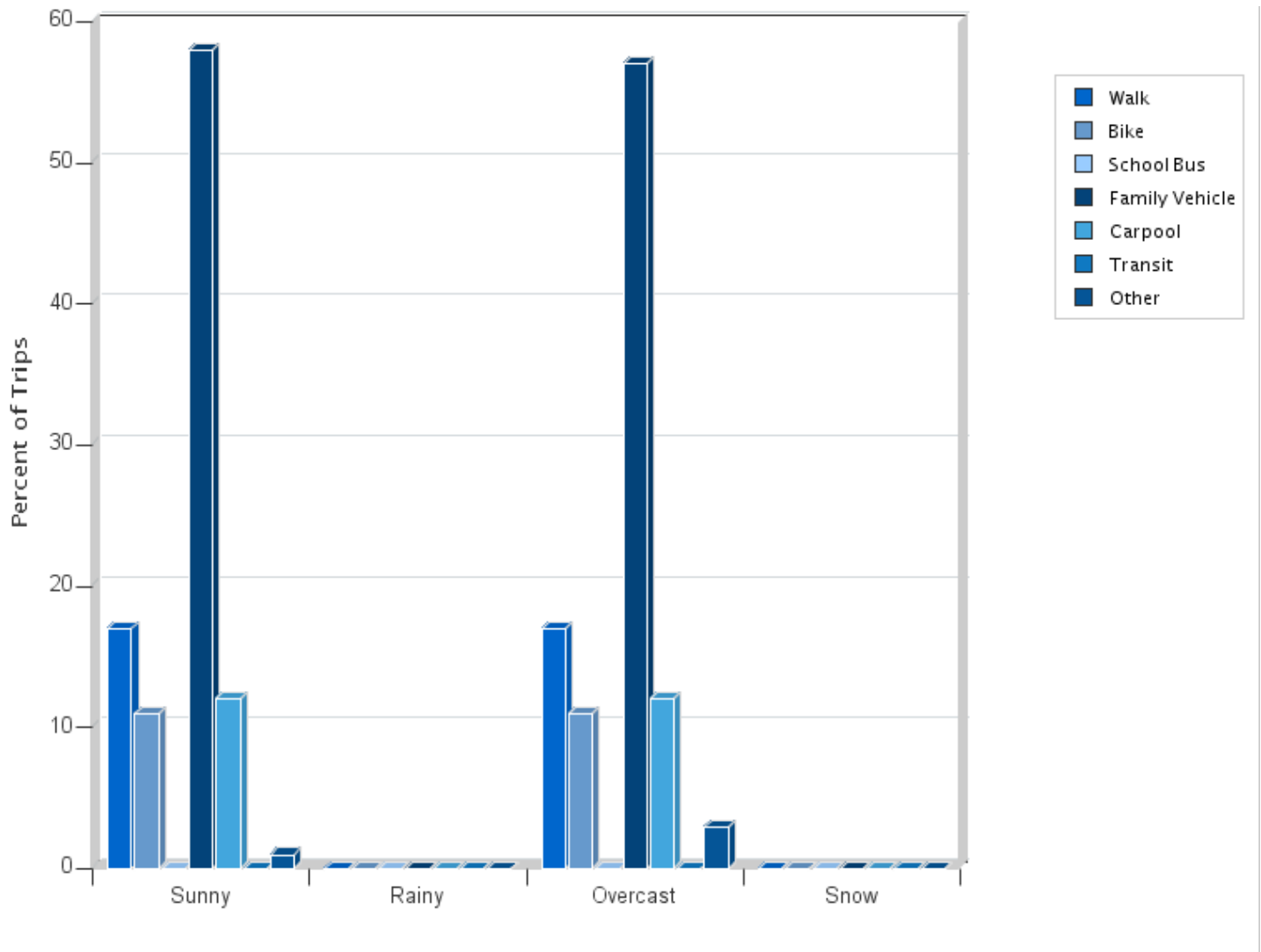


Morning and Afternoon Travel Mode Comparison by Day

	Number of Trips	Walk	Bike	School Bus	Family Vehicle	Carpool	Transit	Other
Tuesday AM	329	16%	9%	0%	65%	9%	0%	1%
Tuesday PM	300	18%	10%	0%	64%	8%	0%	0%
Wednesday AM	554	16%	10%	0%	60%	10%	0%	3%
Wednesday PM	520	17%	9%	0%	57%	15%	0%	2%
Thursday AM	517	15%	11%	0.2%	61%	10%	1%	2%
Thursday PM	470	14%	11%	0%	61%	13%	0%	1%

Percentages may not total 100% due to rounding.

Travel Mode by Weather Conditions



Travel Mode by Weather Condition

Weather Condition	Number of Trips	Walk	Bike	School Bus	Family Vehicle	Carpool	Transit	Other
Sunny	1504	17%	11%	0.1%	58%	12%	0.4%	1%
Rainy	0	0%	0%	0%	0%	0%	0%	0%
Overcast	732	17%	11%	0%	57%	12%	0%	3%
Snow	0	0%	0%	0%	0%	0%	0%	0%

Percentages may not total 100% due to rounding.