

# Student Travel Tally Report: One School in One Data Collection Period

**School Name:** Edna Maguire Elementary School

**Set ID:** 25135

**School Group:** Marin Safe Routes to Schools

**Month and Year Collected:** May 2018

**School Enrollment:** 580

**Date Report Generated:** 06/13/2018

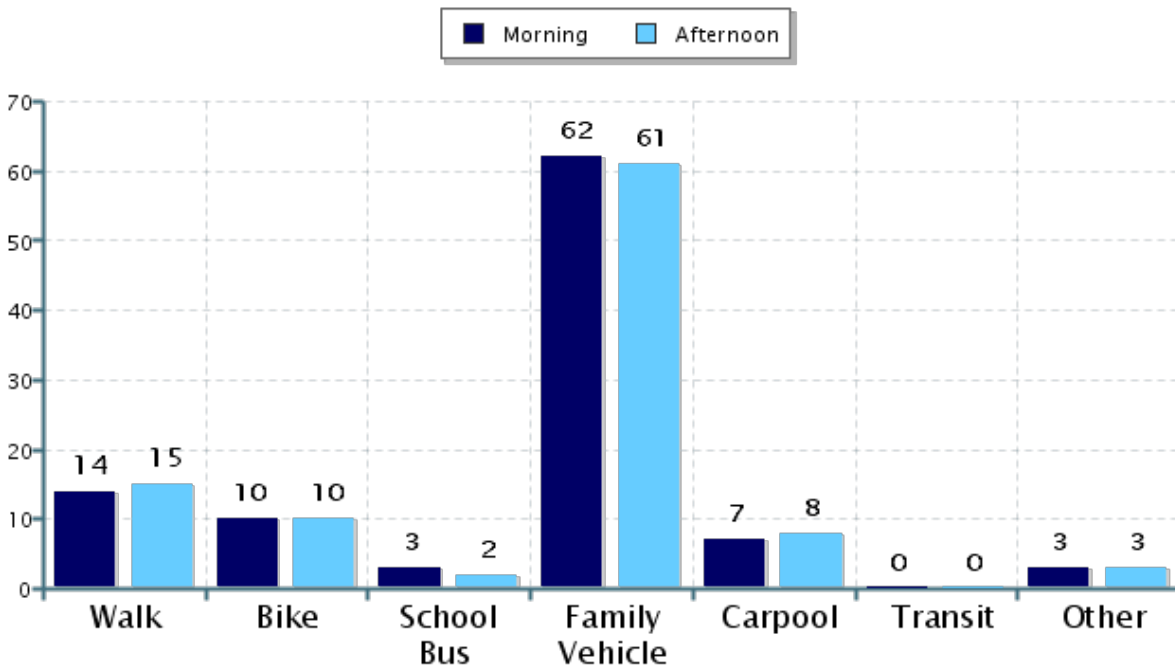
**% of Students reached by SRTS activities:**

**Tags:**

**Number of Classrooms  
Included in Report:** 22

This report contains information from your school's classrooms about students' trip to and from school. The data used in this report were collected using the in-class Student Travel Tally questionnaire from the National Center for Safe Routes to School.

## Morning and Afternoon Travel Mode Comparison



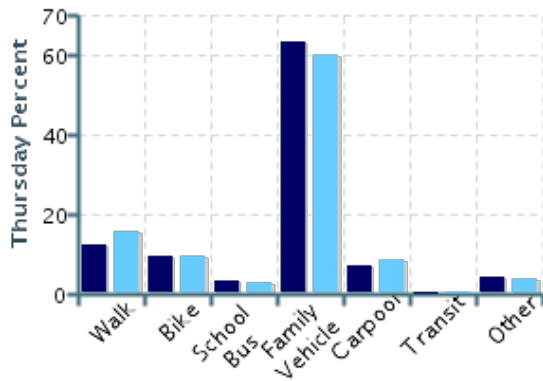
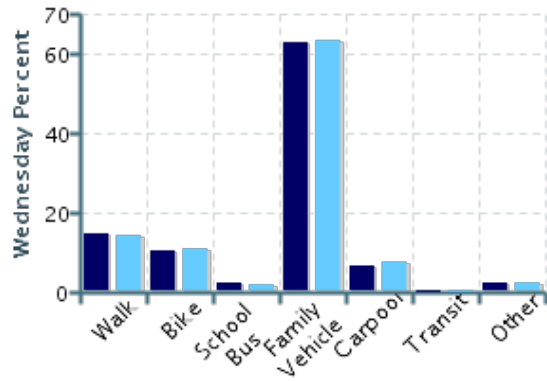
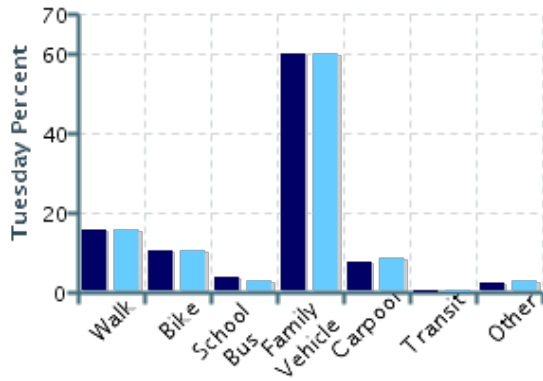
## Morning and Afternoon Travel Mode Comparison

	Number of Trips	Walk	Bike	School Bus	Family Vehicle	Carpool	Transit	Other
Morning	984	14%	10%	3%	62%	7%	0%	3%
Afternoon	980	15%	10%	2%	61%	8%	0%	3%

Percentages may not total 100% due to rounding.

## Morning and Afternoon Travel Mode Comparison by Day

■ Morning      ■ Afternoon

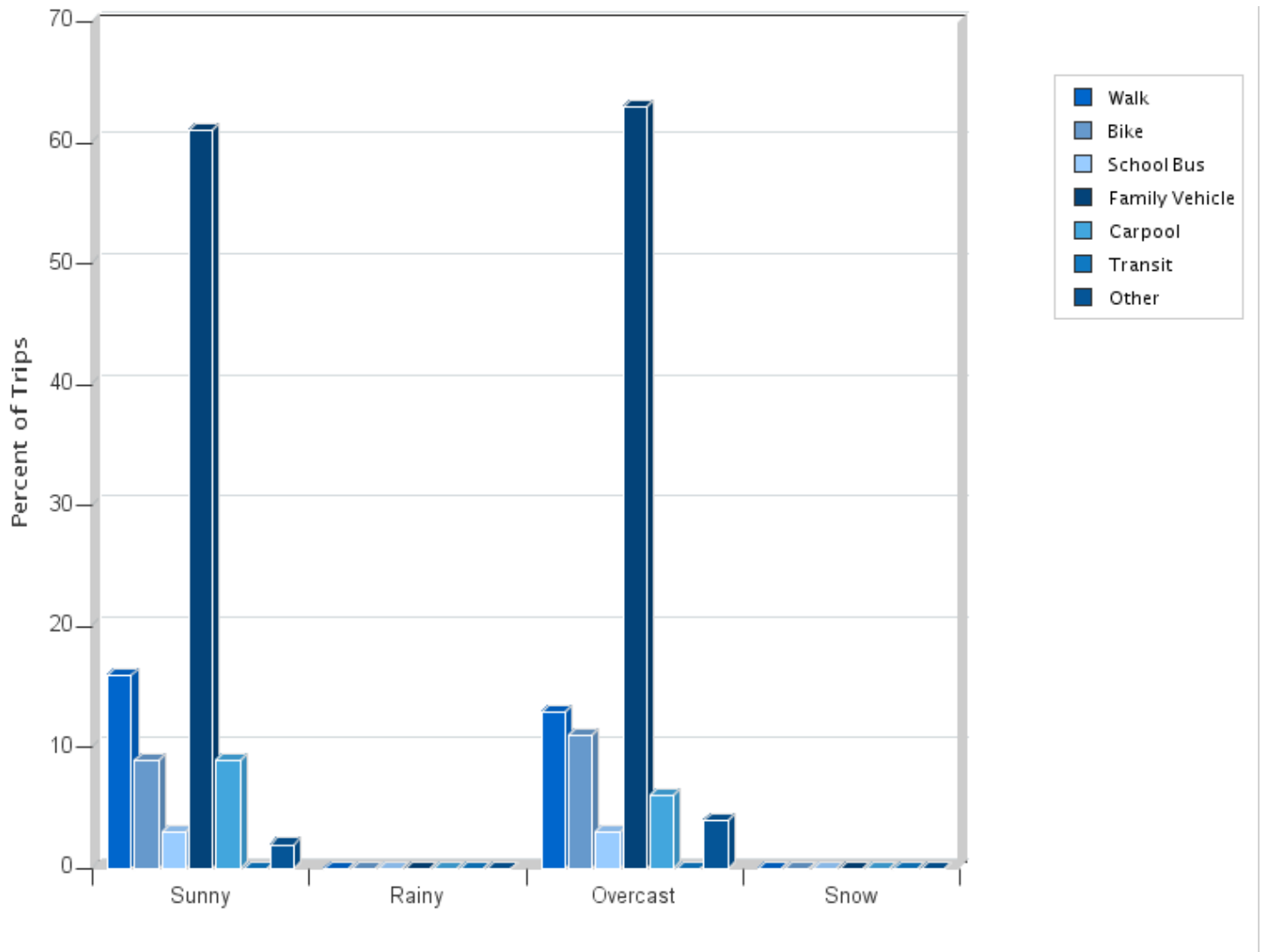


## Morning and Afternoon Travel Mode Comparison by Day

	Number of Trips	Walk	Bike	School Bus	Family Vehicle	Carpool	Transit	Other
Tuesday AM	359	16%	11%	4%	60%	8%	0%	3%
Tuesday PM	359	16%	10%	3%	60%	9%	0%	3%
Wednesday AM	337	15%	11%	2%	63%	7%	0%	2%
Wednesday PM	334	14%	11%	2%	63%	8%	0%	2%
Thursday AM	288	13%	9%	3%	64%	7%	0%	4%
Thursday PM	287	16%	9%	3%	60%	8%	0%	4%

Percentages may not total 100% due to rounding.

## Travel Mode by Weather Conditions



## Travel Mode by Weather Condition

Weather Condition	Number of Trips	Walk	Bike	School Bus	Family Vehicle	Carpool	Transit	Other
Sunny	1070	16%	9%	3%	61%	9%	0%	2%
Rainy	0	0%	0%	0%	0%	0%	0%	0%
Overcast	894	13%	11%	3%	63%	6%	0%	4%
Snow	0	0%	0%	0%	0%	0%	0%	0%

Percentages may not total 100% due to rounding.