

Student Travel Tally Report: One School in One Data Collection Period

School Name: Edna Maguire Elementary School

Set ID: 23937

School Group: Marin Safe Routes to Schools

Month and Year Collected: September 2017

School Enrollment: 578

Date Report Generated: 02/05/2018

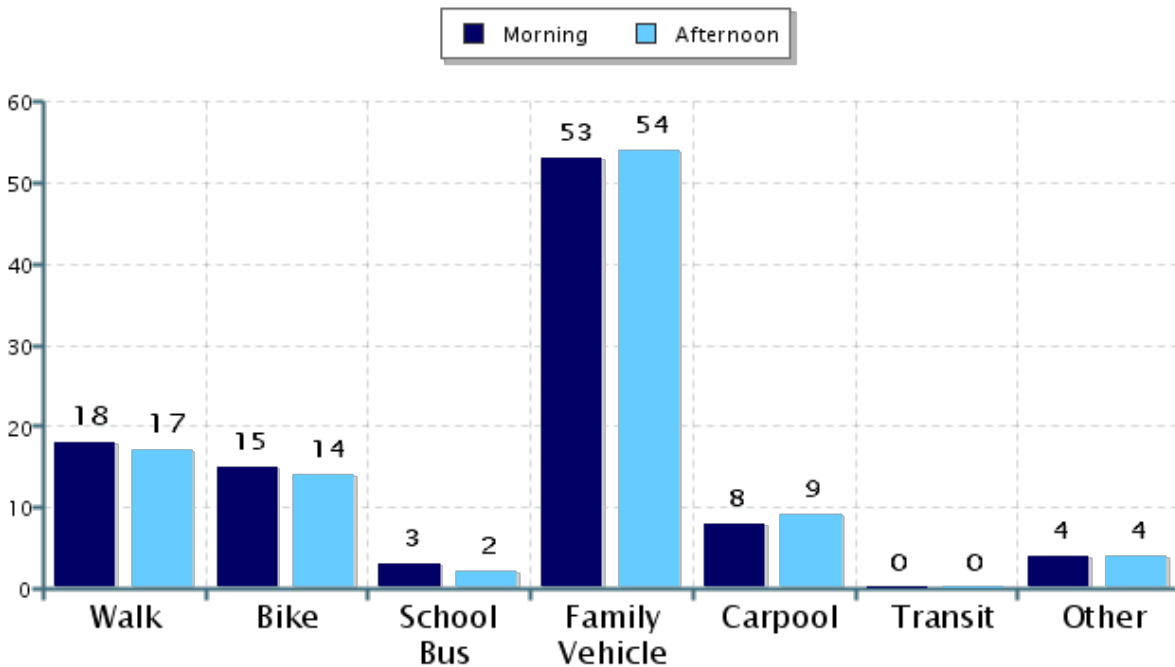
% of Students reached by SRTS activities: Don't Know

Tags:

**Number of Classrooms
Included in Report:** 30

This report contains information from your school's classrooms about students' trip to and from school. The data used in this report were collected using the in-class Student Travel Tally questionnaire from the National Center for Safe Routes to School.

Morning and Afternoon Travel Mode Comparison



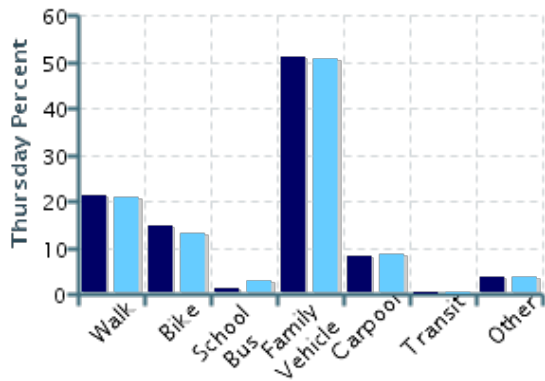
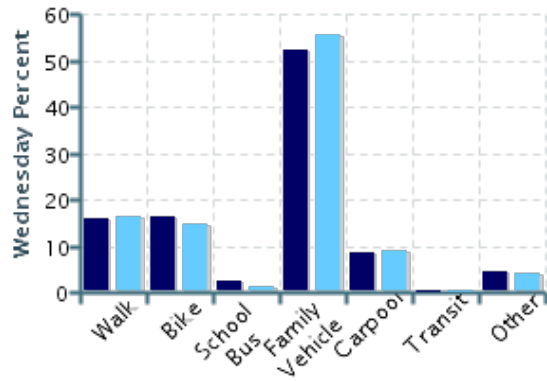
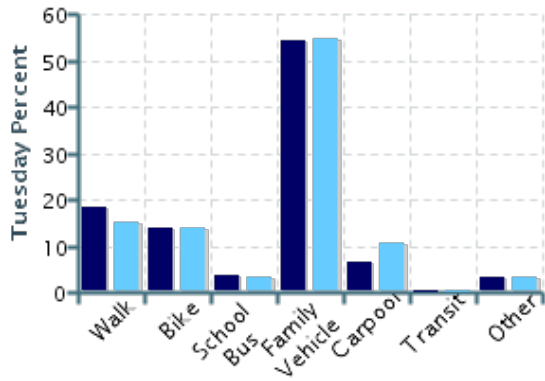
Morning and Afternoon Travel Mode Comparison

	Number of Trips	Walk	Bike	School Bus	Family Vehicle	Carpool	Transit	Other
Morning	1042	18%	15%	3%	53%	8%	0%	4%
Afternoon	1017	17%	14%	2%	54%	9%	0%	4%

Percentages may not total 100% due to rounding.

Morning and Afternoon Travel Mode Comparison by Day

■ Morning ■ Afternoon

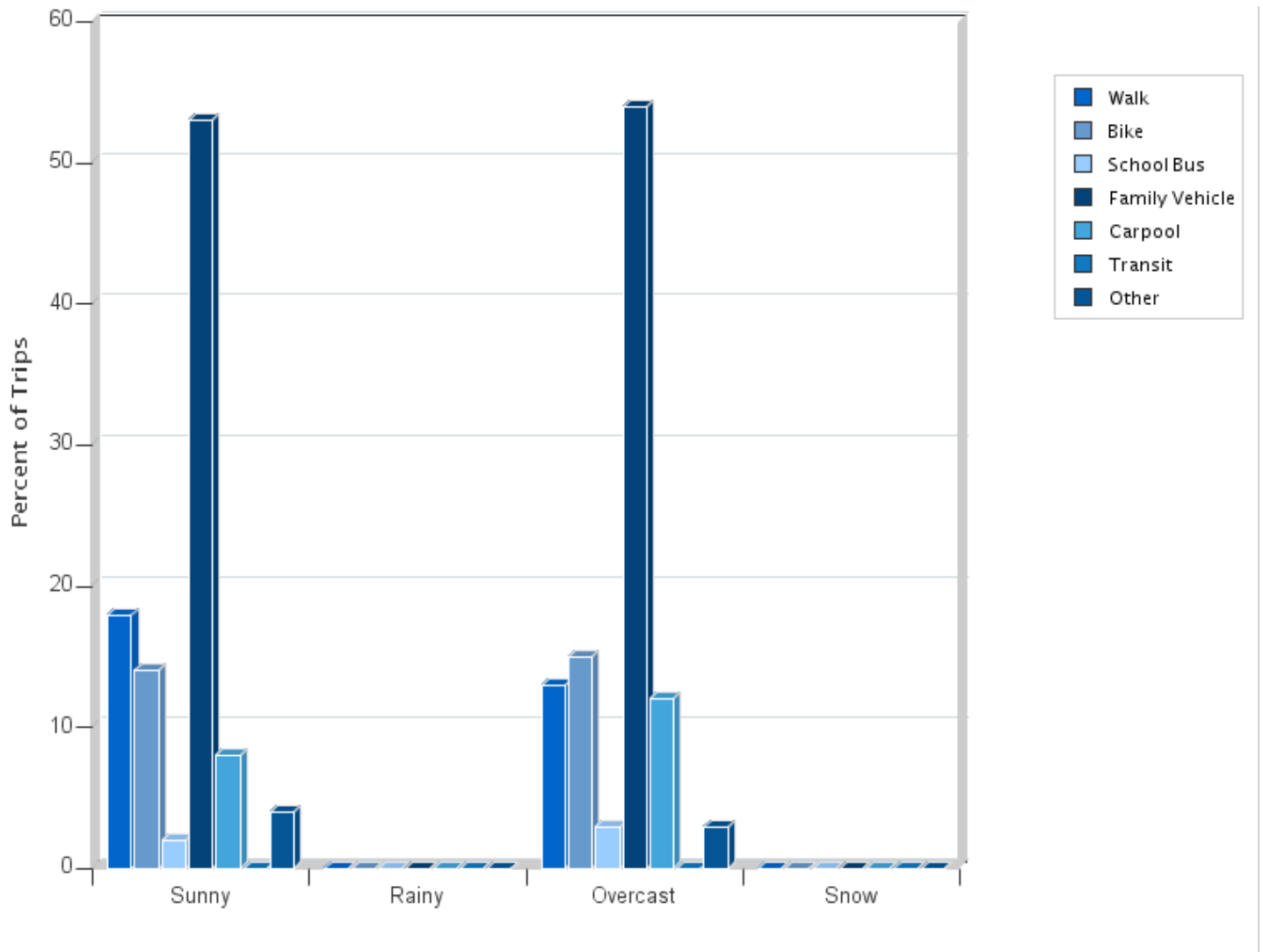


Morning and Afternoon Travel Mode Comparison by Day

	Number of Trips	Walk	Bike	School Bus	Family Vehicle	Carpool	Transit	Other
Tuesday AM	444	18%	14%	4%	54%	7%	0%	3%
Tuesday PM	422	15%	14%	3%	55%	10%	0%	3%
Wednesday AM	378	16%	16%	2%	52%	9%	0%	4%
Wednesday PM	376	16%	15%	1%	55%	9%	0%	4%
Thursday AM	220	21%	15%	1%	51%	8%	0%	4%
Thursday PM	219	21%	13%	3%	51%	9%	0%	4%

Percentages may not total 100% due to rounding.

Travel Mode by Weather Conditions



Travel Mode by Weather Condition

Weather Condition	Number of Trips	Walk	Bike	School Bus	Family Vehicle	Carpool	Transit	Other
Sunny	1922	18%	14%	2%	53%	8%	0%	4%
Rainy	0	0%	0%	0%	0%	0%	0%	0%
Overcast	137	13%	15%	3%	54%	12%	0%	3%
Snow	0	0%	0%	0%	0%	0%	0%	0%

Percentages may not total 100% due to rounding.