

Student Travel Tally Report: One School in One Data Collection Period

School Name: Drake High School

Set ID: 22595

School Group: Marin Safe Routes to Schools

Month and Year Collected: May 2017

School Enrollment: 1146

Date Report Generated: 06/28/2017

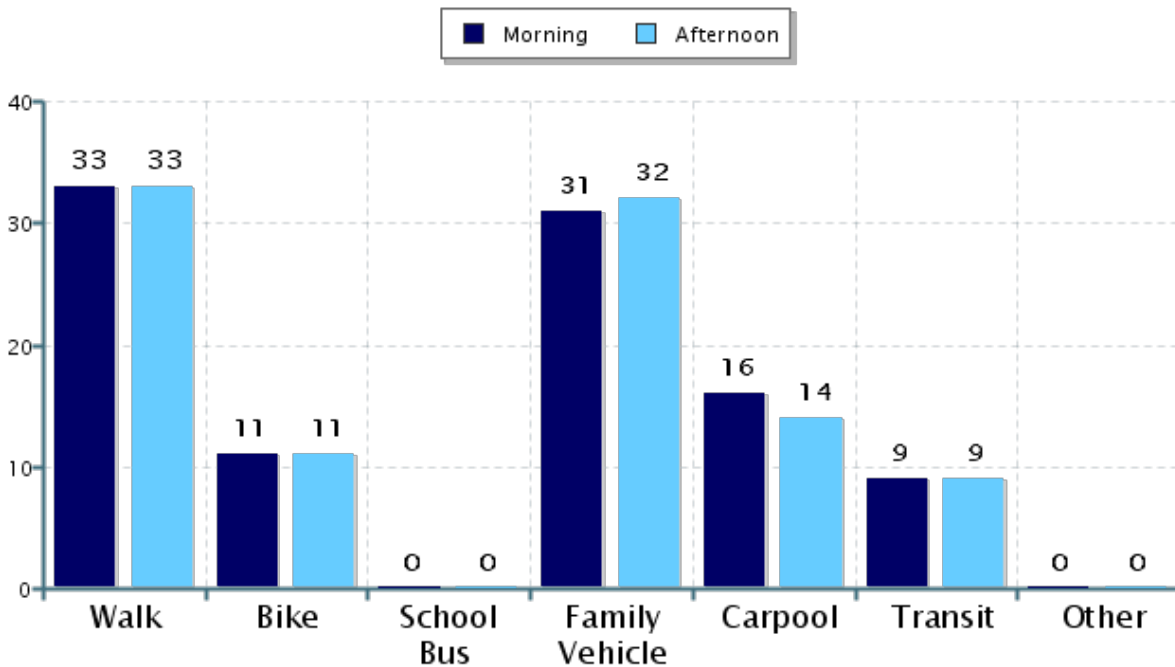
% of Students reached by SRTS activities: Don't Know

Tags:

**Number of Classrooms
Included in Report:** 7

This report contains information from your school's classrooms about students' trip to and from school. The data used in this report were collected using the in-class Student Travel Tally questionnaire from the National Center for Safe Routes to School.

Morning and Afternoon Travel Mode Comparison



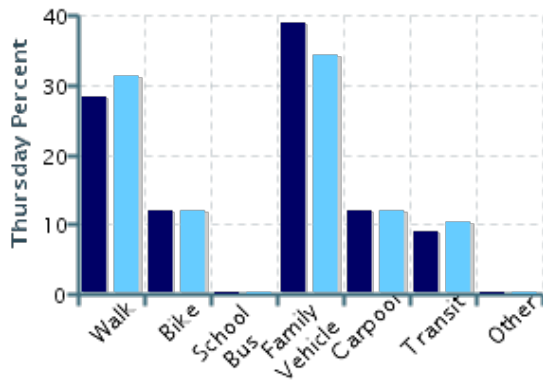
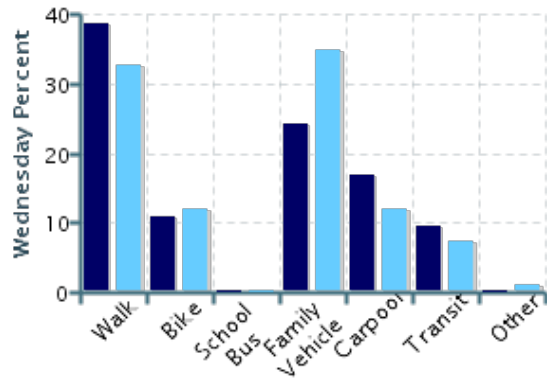
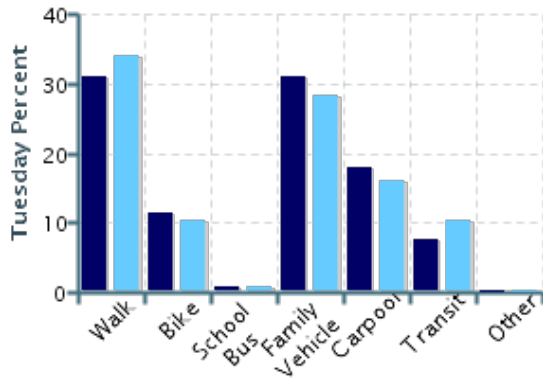
Morning and Afternoon Travel Mode Comparison

	Number of Trips	Walk	Bike	School Bus	Family Vehicle	Carpool	Transit	Other
Morning	256	33%	11%	0.4%	31%	16%	9%	0%
Afternoon	256	33%	11%	0.4%	32%	14%	9%	0.4%

Percentages may not total 100% due to rounding.

Morning and Afternoon Travel Mode Comparison by Day

■ Morning ■ Afternoon

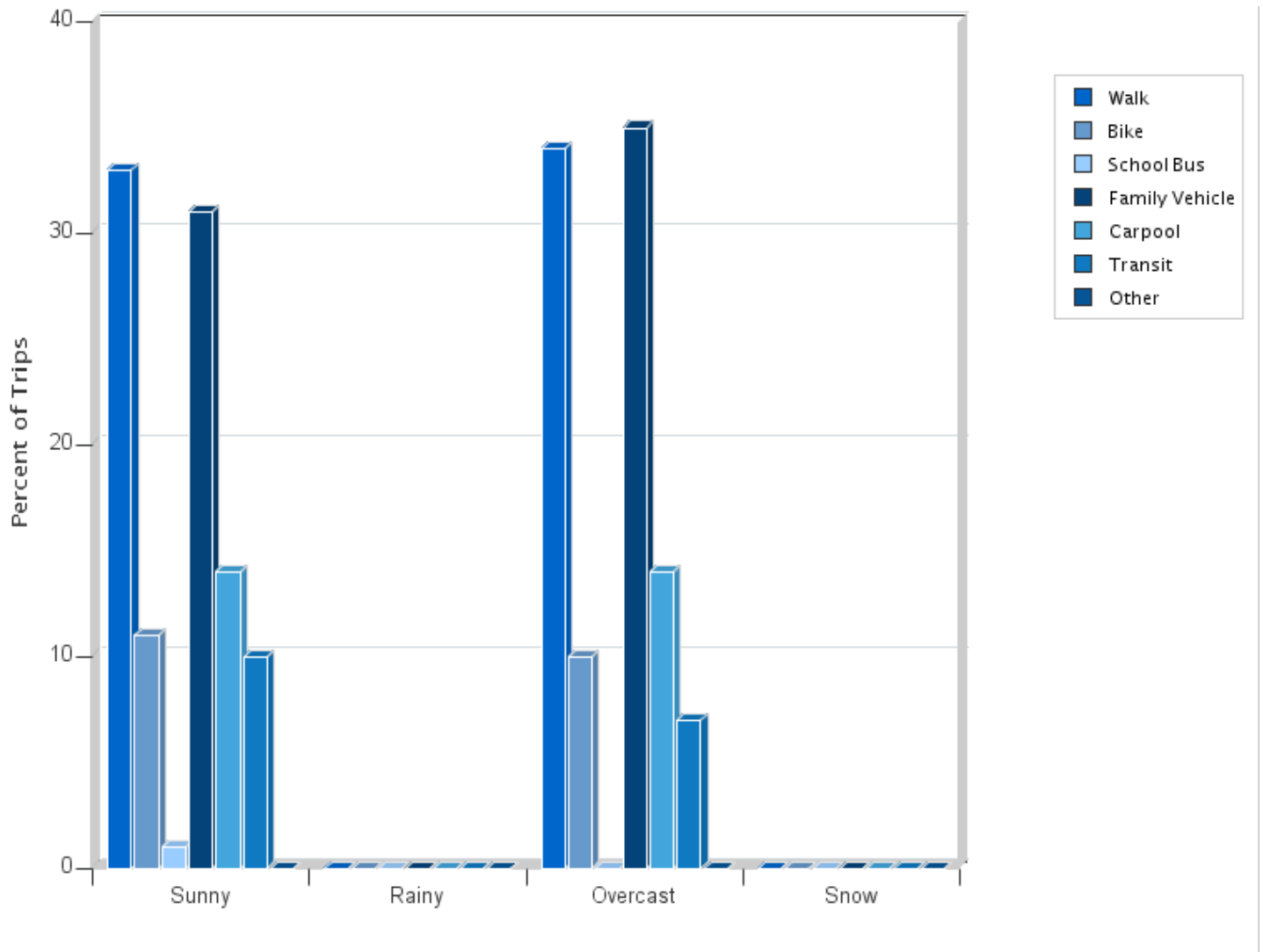


Morning and Afternoon Travel Mode Comparison by Day

	Number of Trips	Walk	Bike	School Bus	Family Vehicle	Carpool	Transit	Other
Tuesday AM	106	31%	11%	0.9%	31%	18%	8%	0%
Tuesday PM	106	34%	10%	0.9%	28%	16%	10%	0%
Wednesday AM	83	39%	11%	0%	24%	17%	10%	0%
Wednesday PM	83	33%	12%	0%	35%	12%	7%	1%
Thursday AM	67	28%	12%	0%	39%	12%	9%	0%
Thursday PM	67	31%	12%	0%	34%	12%	10%	0%

Percentages may not total 100% due to rounding.

Travel Mode by Weather Conditions



Travel Mode by Weather Condition

Weather Condition	Number of Trips	Walk	Bike	School Bus	Family Vehicle	Carpool	Transit	Other
Sunny	323	33%	11%	0.6%	31%	14%	10%	0.3%
Rainy	0	0%	0%	0%	0%	0%	0%	0%
Overcast	151	34%	10%	0%	35%	14%	7%	0%
Snow	0	0%	0%	0%	0%	0%	0%	0%

Percentages may not total 100% due to rounding.