

Student Travel Tally Report: One School in One Data Collection Period

School Name: Dixie Elementary School

Set ID: 25120

School Group: Marin Safe Routes to Schools

Month and Year Collected: April 2018

School Enrollment: 385

Date Report Generated: 06/13/2018

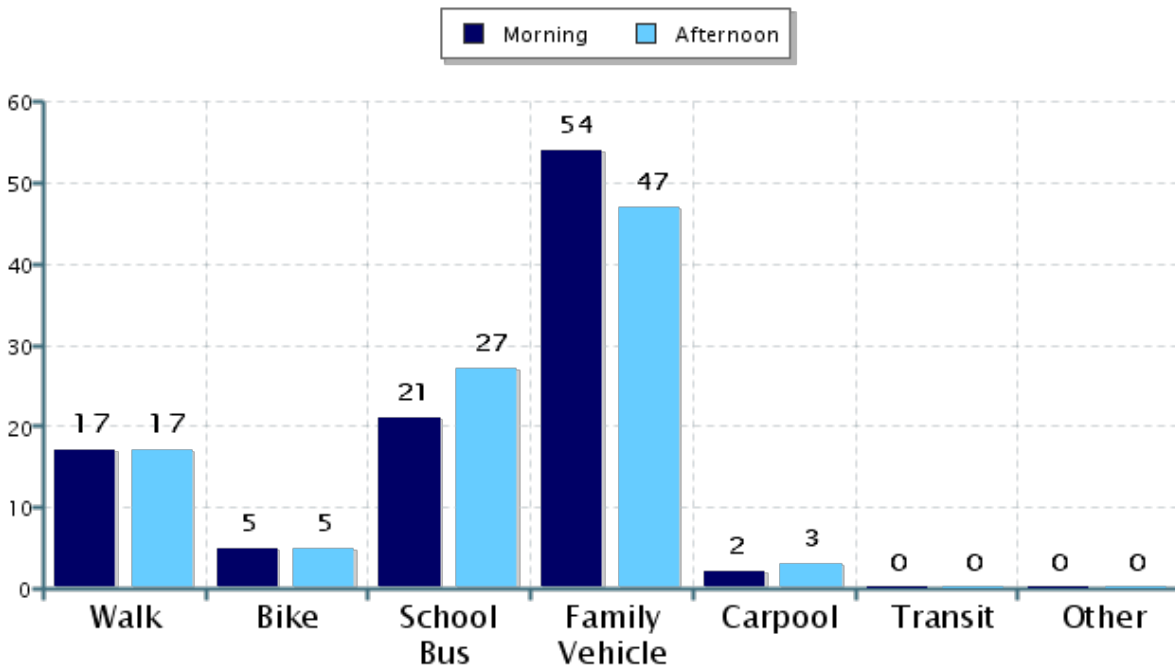
% of Students reached by SRTS activities: Don't Know

Tags:

**Number of Classrooms
Included in Report:** 12

This report contains information from your school's classrooms about students' trip to and from school. The data used in this report were collected using the in-class Student Travel Tally questionnaire from the National Center for Safe Routes to School.

Morning and Afternoon Travel Mode Comparison



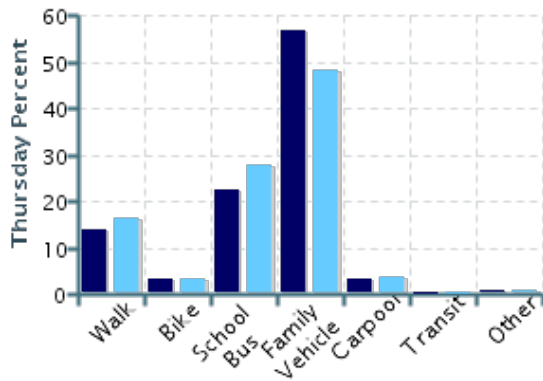
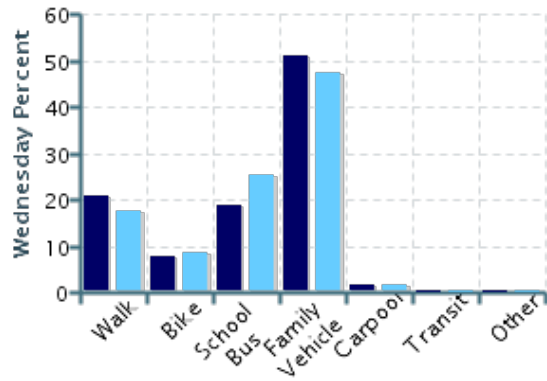
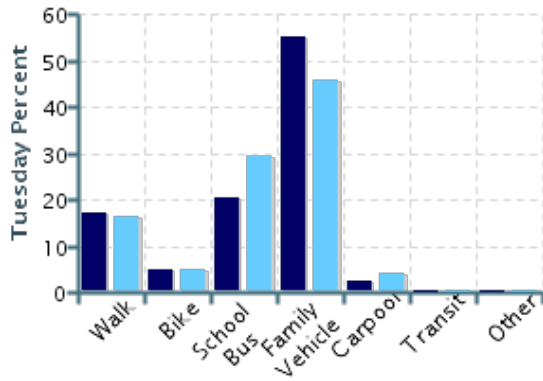
Morning and Afternoon Travel Mode Comparison

	Number of Trips	Walk	Bike	School Bus	Family Vehicle	Carpool	Transit	Other
Morning	380	17%	5%	21%	54%	2%	0%	0.3%
Afternoon	383	17%	5%	27%	47%	3%	0%	0.3%

Percentages may not total 100% due to rounding.

Morning and Afternoon Travel Mode Comparison by Day

■ Morning ■ Afternoon

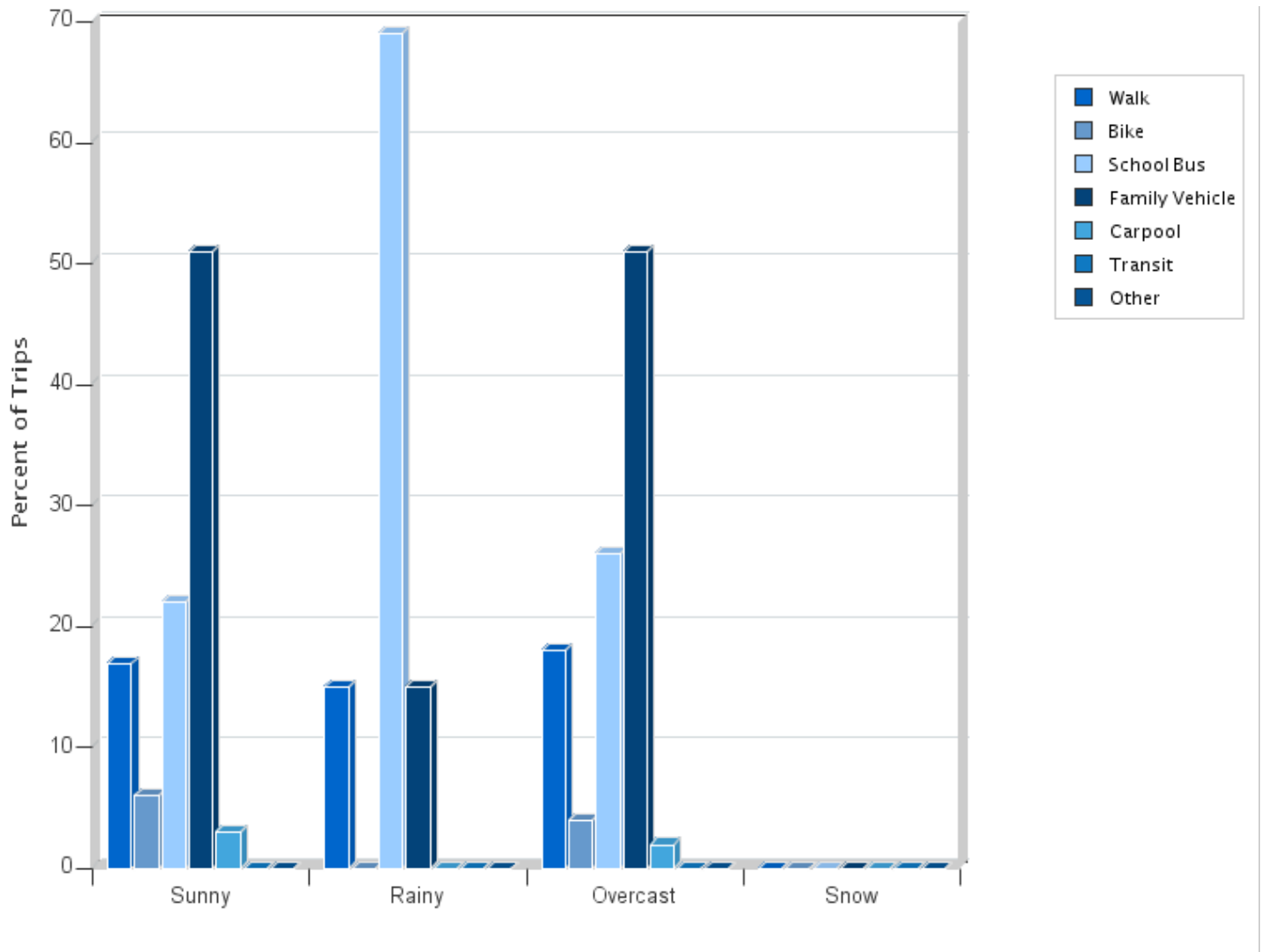


Morning and Afternoon Travel Mode Comparison by Day

	Number of Trips	Walk	Bike	School Bus	Family Vehicle	Carpool	Transit	Other
Tuesday AM	122	17%	5%	20%	55%	2%	0%	0%
Tuesday PM	123	16%	5%	29%	46%	4%	0%	0%
Wednesday AM	129	21%	8%	19%	51%	2%	0%	0%
Wednesday PM	131	18%	8%	25%	47%	2%	0%	0%
Thursday AM	129	14%	3%	22%	57%	3%	0%	0.8%
Thursday PM	129	16%	3%	28%	48%	4%	0%	0.8%

Percentages may not total 100% due to rounding.

Travel Mode by Weather Conditions



Travel Mode by Weather Condition

Weather Condition	Number of Trips	Walk	Bike	School Bus	Family Vehicle	Carpool	Transit	Other
Sunny	574	17%	6%	22%	51%	3%	0%	0.3%
Rainy	13	15%	0%	69%	15%	0%	0%	0%
Overcast	176	18%	4%	26%	51%	2%	0%	0%
Snow	0	0%	0%	0%	0%	0%	0%	0%

Percentages may not total 100% due to rounding.