

Student Travel Tally Report: One School in One Data Collection Period

School Name: Dixie Elementary School

Set ID: 26529

School Group: Marin Safe Routes to Schools

Month and Year Collected: September 2018

School Enrollment: 385

Date Report Generated: 11/16/2018

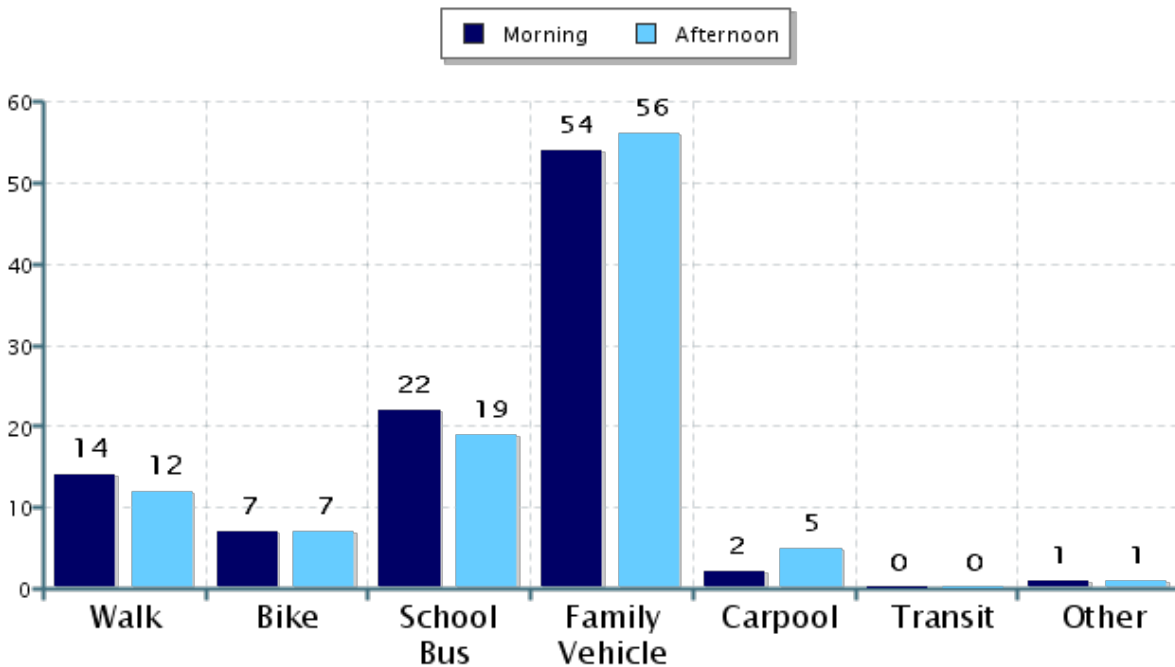
% of Students reached by SRTS activities: Don't Know

Tags:

**Number of Classrooms
Included in Report:** 31

This report contains information from your school's classrooms about students' trip to and from school. The data used in this report were collected using the in-class Student Travel Tally questionnaire from the National Center for Safe Routes to School.

Morning and Afternoon Travel Mode Comparison



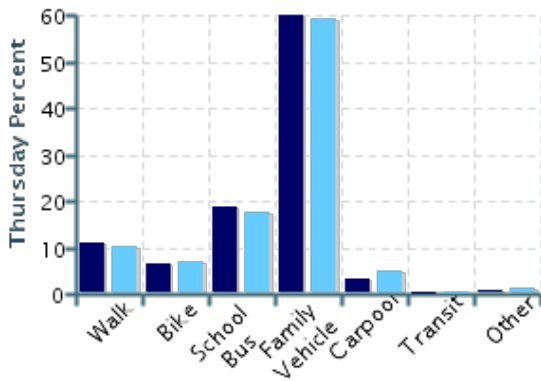
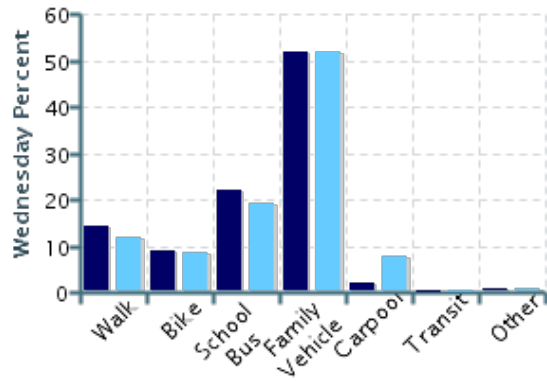
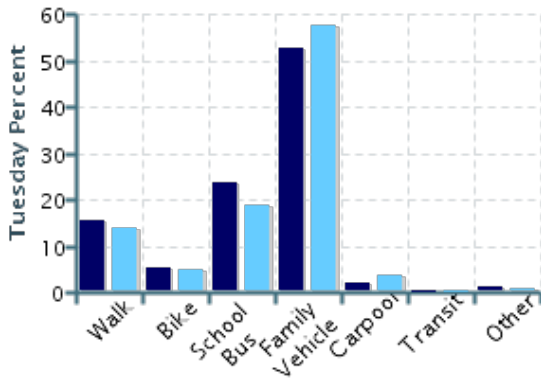
Morning and Afternoon Travel Mode Comparison

	Number of Trips	Walk	Bike	School Bus	Family Vehicle	Carpool	Transit	Other
Morning	1006	14%	7%	22%	54%	2%	0%	0.9%
Afternoon	907	12%	7%	19%	56%	5%	0%	1.0%

Percentages may not total 100% due to rounding.

Morning and Afternoon Travel Mode Comparison by Day

■ Morning ■ Afternoon

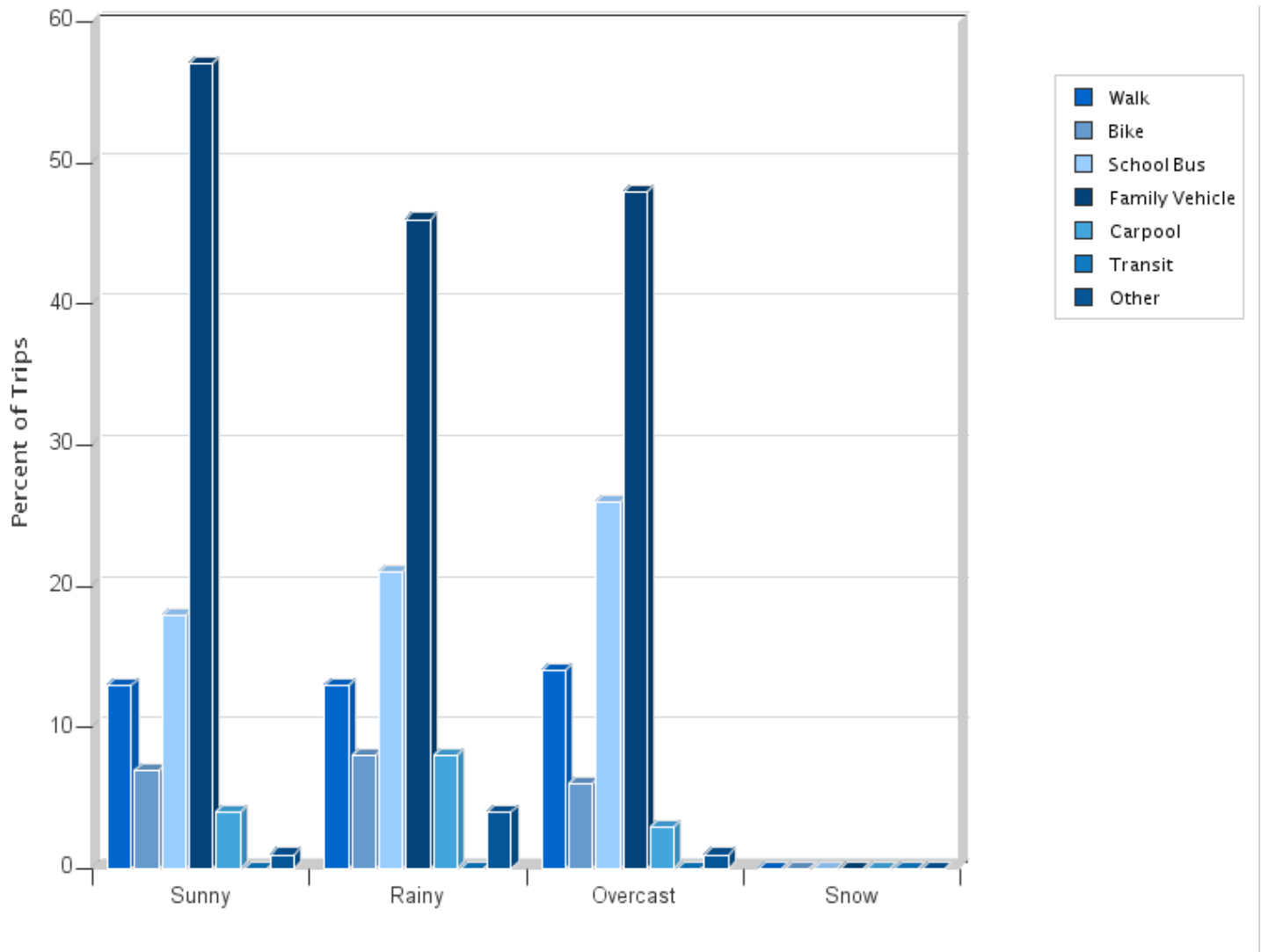


Morning and Afternoon Travel Mode Comparison by Day

	Number of Trips	Walk	Bike	School Bus	Family Vehicle	Carpool	Transit	Other
Tuesday AM	390	15%	5%	24%	53%	2%	0%	1%
Tuesday PM	338	14%	5%	19%	58%	4%	0%	0.9%
Wednesday AM	322	14%	9%	22%	52%	2%	0%	0.6%
Wednesday PM	298	12%	8%	19%	52%	8%	0%	1%
Thursday AM	294	11%	6%	19%	60%	3%	0%	0.7%
Thursday PM	271	10%	7%	18%	59%	5%	0%	1%

Percentages may not total 100% due to rounding.

Travel Mode by Weather Conditions



Travel Mode by Weather Condition

Weather Condition	Number of Trips	Walk	Bike	School Bus	Family Vehicle	Carpool	Transit	Other
Sunny	1471	13%	7%	18%	57%	4%	0%	0.8%
Rainy	24	13%	8%	21%	46%	8%	0%	4%
Overcast	418	14%	6%	26%	48%	3%	0%	1%
Snow	0	0%	0%	0%	0%	0%	0%	0%

Percentages may not total 100% due to rounding.