

Student Travel Tally Report: One School in One Data Collection Period

School Name: Davidson Middle School

Set ID: 15223

School Group: Safe Routes to School

Month and Year Collected: May 2014

School Enrollment: 1030

Date Report Generated: 08/07/2014

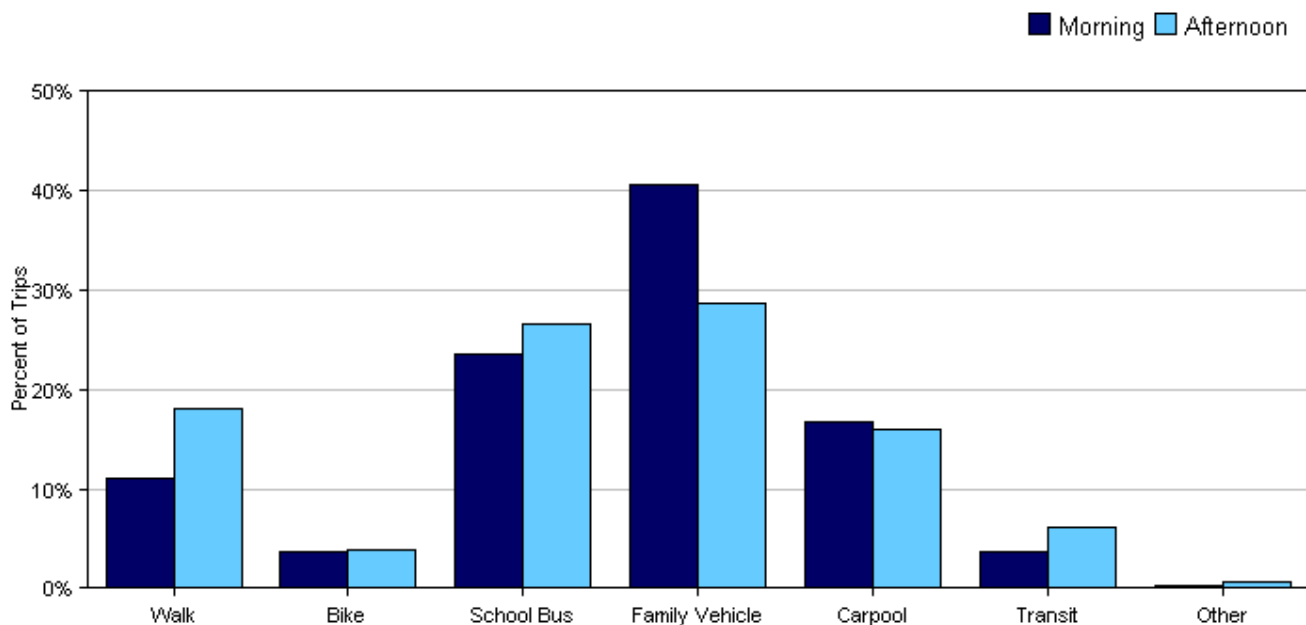
% of Students reached by SRTS activities: Don't Know

Tags:

**Number of Classrooms
Included in Report:** 25

This report contains information from your school's classrooms about students' trip to and from school. The data used in this report were collected using the in-class Student Travel Tally questionnaire from the National Center for Safe Routes to School.

Morning and Afternoon Travel Mode Comparison

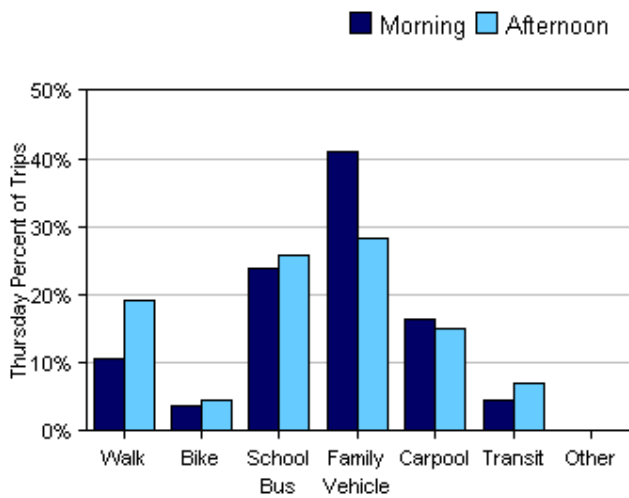
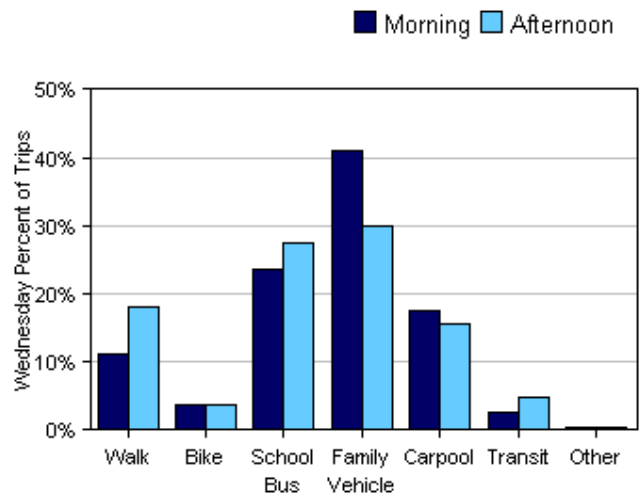
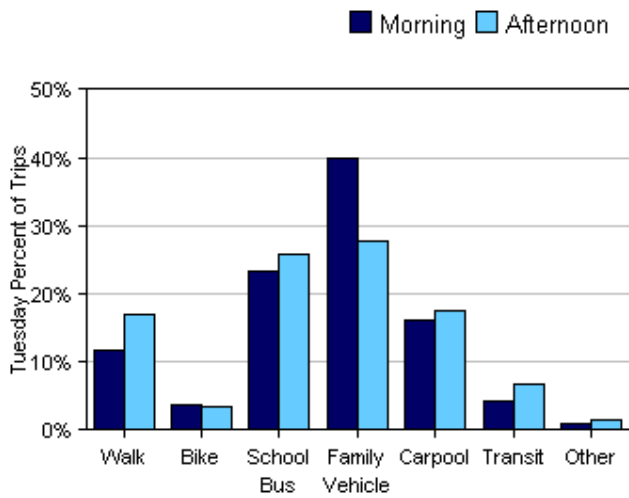


Morning and Afternoon Travel Mode Comparison

| | Number of Trips | Walk | Bike | School Bus | Family Vehicle | Carpool | Transit | Other |
|-----------|-----------------|------|------|------------|----------------|---------|---------|-------|
| Morning | 1864 | 11% | 4% | 24% | 41% | 17% | 4% | 0.4% |
| Afternoon | 1452 | 18% | 4% | 27% | 29% | 16% | 6% | 0.6% |

Percentages may not total 100% due to rounding.

Morning and Afternoon Travel Mode Comparison by Day

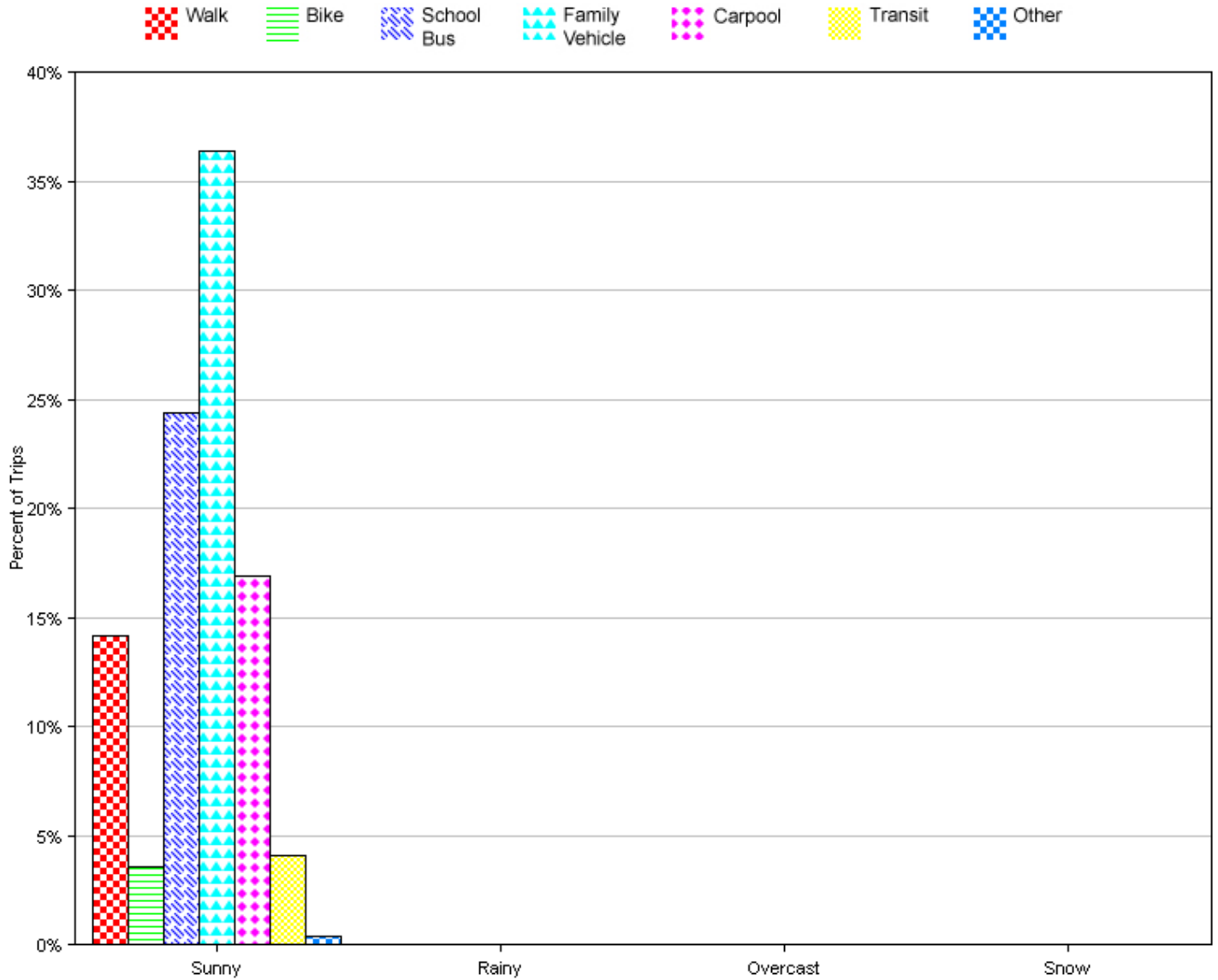


Morning and Afternoon Travel Mode Comparison by Day

| | Number of Trips | Walk | Bike | School Bus | Family Vehicle | Carpool | Transit | Other |
|--------------|-----------------|------|------|------------|----------------|---------|---------|-------|
| Tuesday AM | 574 | 12% | 4% | 23% | 40% | 16% | 4% | 0.9% |
| Tuesday PM | 474 | 17% | 3% | 26% | 28% | 18% | 7% | 1% |
| Wednesday AM | 659 | 11% | 4% | 24% | 41% | 17% | 3% | 0.3% |
| Wednesday PM | 508 | 18% | 4% | 28% | 30% | 16% | 5% | 0.4% |
| Thursday AM | 631 | 11% | 4% | 24% | 41% | 16% | 4% | 0% |
| Thursday PM | 470 | 19% | 4% | 26% | 28% | 15% | 7% | 0% |

Percentages may not total 100% due to rounding.

Travel Mode by Weather Conditions



Travel Mode by Weather Condition

| Weather Condition | Number of Trips | Walk | Bike | School Bus | Family Vehicle | Carpool | Transit | Other |
|-------------------|-----------------|------|------|------------|----------------|---------|---------|-------|
| Sunny | 3067 | 14% | 4% | 24% | 36% | 17% | 4% | 0.4% |
| Rainy | 0 | 0% | 0% | 0% | 0% | 0% | 0% | 0% |
| Overcast | 0 | 0% | 0% | 0% | 0% | 0% | 0% | 0% |
| Snow | 0 | 0% | 0% | 0% | 0% | 0% | 0% | 0% |

Percentages may not total 100% due to rounding.