

# Student Travel Tally Report: One School in One Data Collection Period

**School Name:** Cove School

**Set ID:** 25117

**School Group:** Marin Safe Routes to Schools

**Month and Year Collected:** May 2018

**School Enrollment:** 451

**Date Report Generated:** 06/13/2018

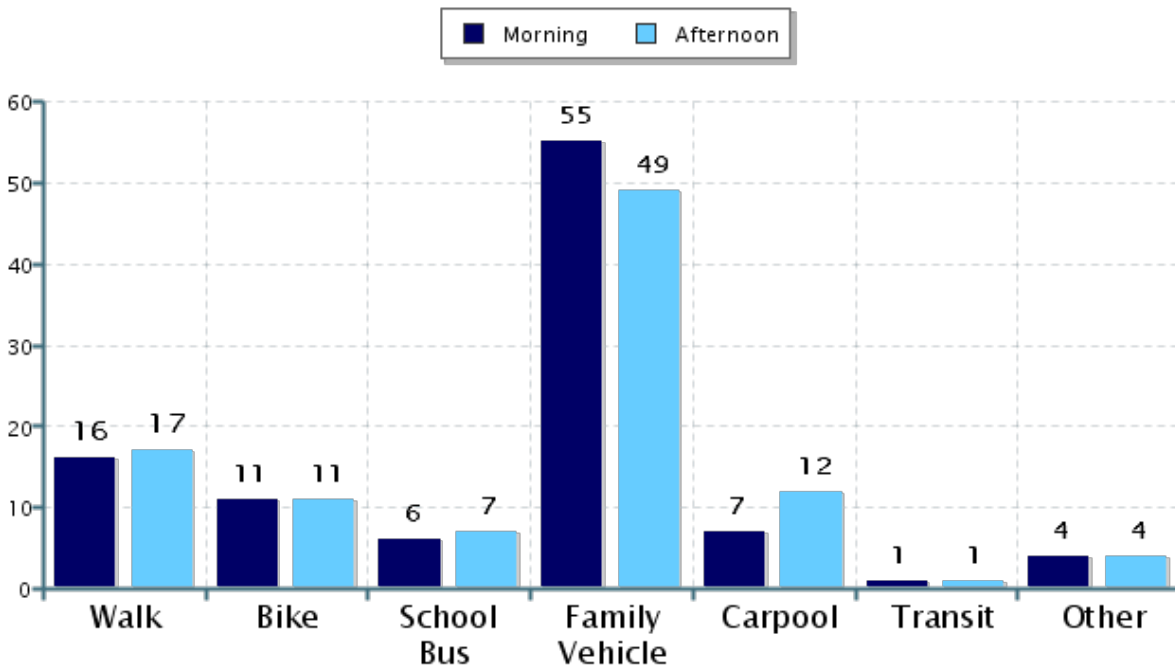
**% of Students reached by SRTS activities:** Don't Know

**Tags:** 2014-2015 School Year

**Number of Classrooms  
Included in Report:** 11

This report contains information from your school's classrooms about students' trip to and from school. The data used in this report were collected using the in-class Student Travel Tally questionnaire from the National Center for Safe Routes to School.

## Morning and Afternoon Travel Mode Comparison



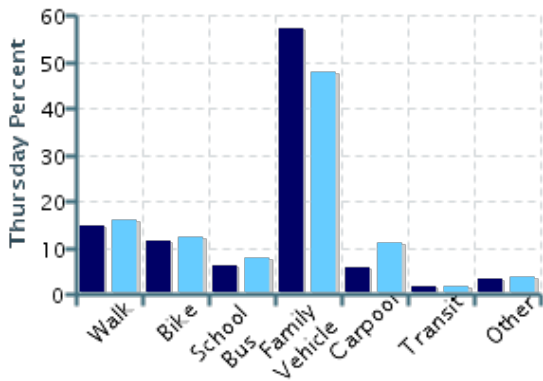
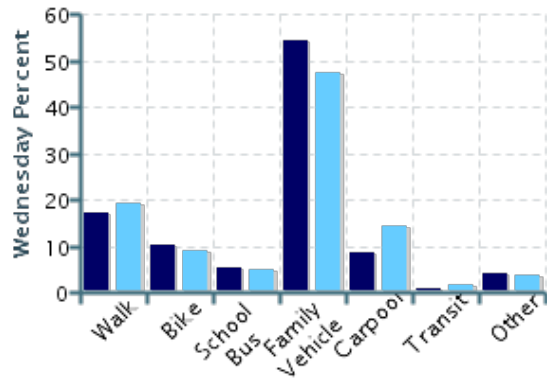
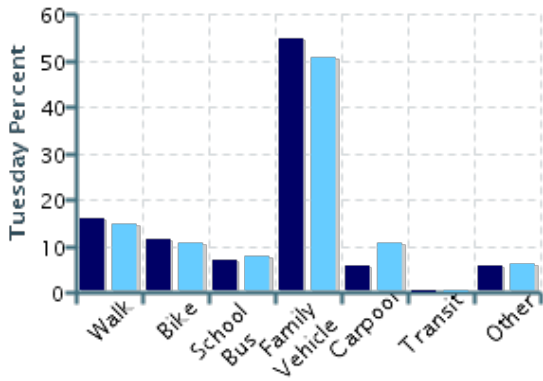
## Morning and Afternoon Travel Mode Comparison

	Number of Trips	Walk	Bike	School Bus	Family Vehicle	Carpool	Transit	Other
Morning	769	16%	11%	6%	55%	7%	0.7%	4%
Afternoon	748	17%	11%	7%	49%	12%	1%	4%

Percentages may not total 100% due to rounding.

## Morning and Afternoon Travel Mode Comparison by Day

■ Morning      ■ Afternoon

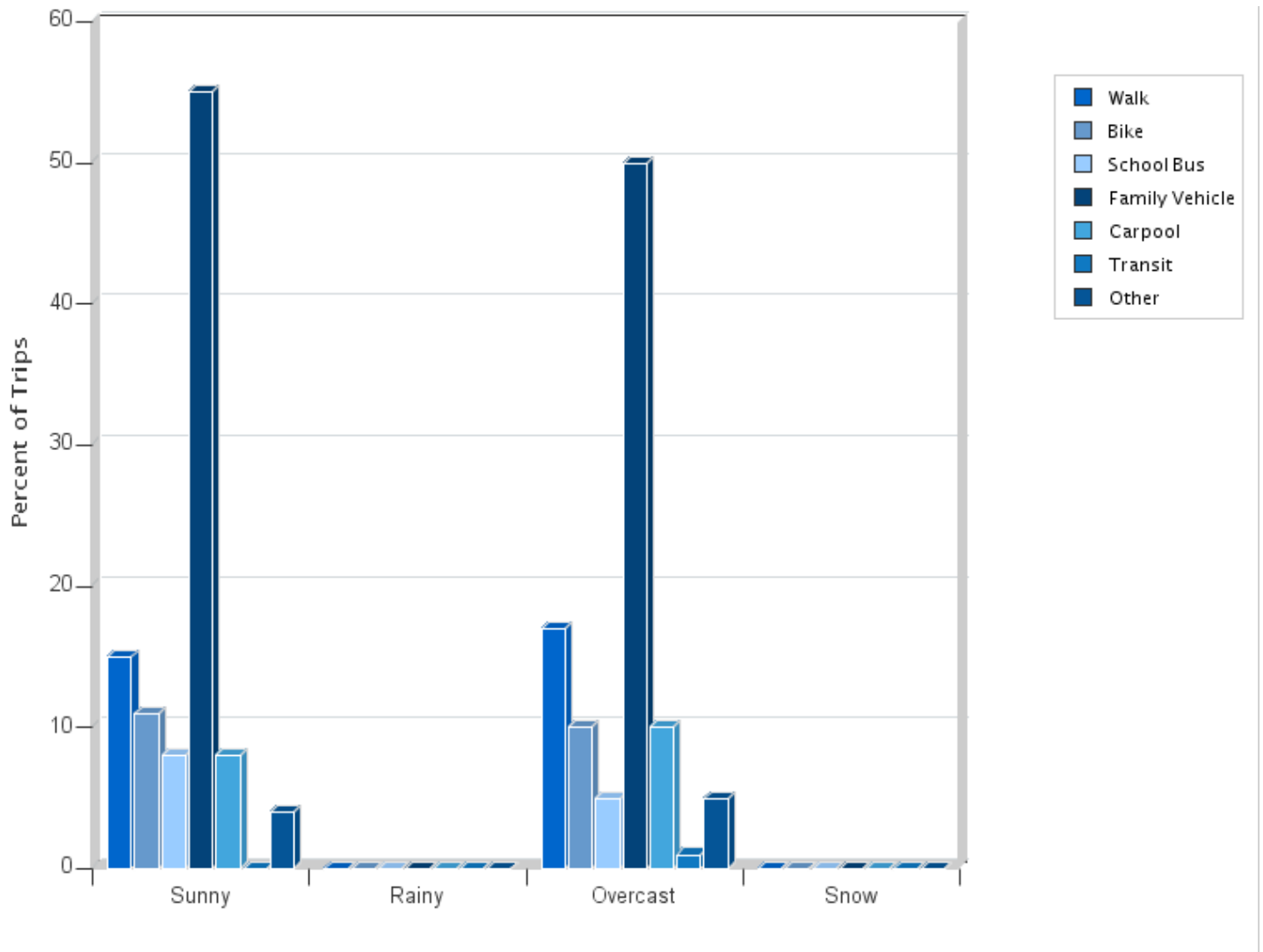


## Morning and Afternoon Travel Mode Comparison by Day

	Number of Trips	Walk	Bike	School Bus	Family Vehicle	Carpool	Transit	Other
Tuesday AM	229	16%	11%	7%	55%	6%	0%	6%
Tuesday PM	234	15%	11%	8%	50%	11%	0%	6%
Wednesday AM	307	17%	10%	5%	54%	8%	0.3%	4%
Wednesday PM	276	19%	9%	5%	47%	14%	1%	4%
Thursday AM	233	15%	12%	6%	57%	6%	2%	3%
Thursday PM	238	16%	12%	8%	48%	11%	2%	4%

Percentages may not total 100% due to rounding.

## Travel Mode by Weather Conditions



## Travel Mode by Weather Condition

Weather Condition	Number of Trips	Walk	Bike	School Bus	Family Vehicle	Carpool	Transit	Other
Sunny	535	15%	11%	8%	55%	8%	0%	4%
Rainy	0	0%	0%	0%	0%	0%	0%	0%
Overcast	982	17%	10%	5%	50%	10%	1%	5%
Snow	0	0%	0%	0%	0%	0%	0%	0%

Percentages may not total 100% due to rounding.