

Student Travel Tally Report: One School in One Data Collection Period

School Name: Cove School

Set ID: 26526

School Group: Marin Safe Routes to Schools

Month and Year Collected: September 2018

School Enrollment: 451

Date Report Generated: 11/16/2018

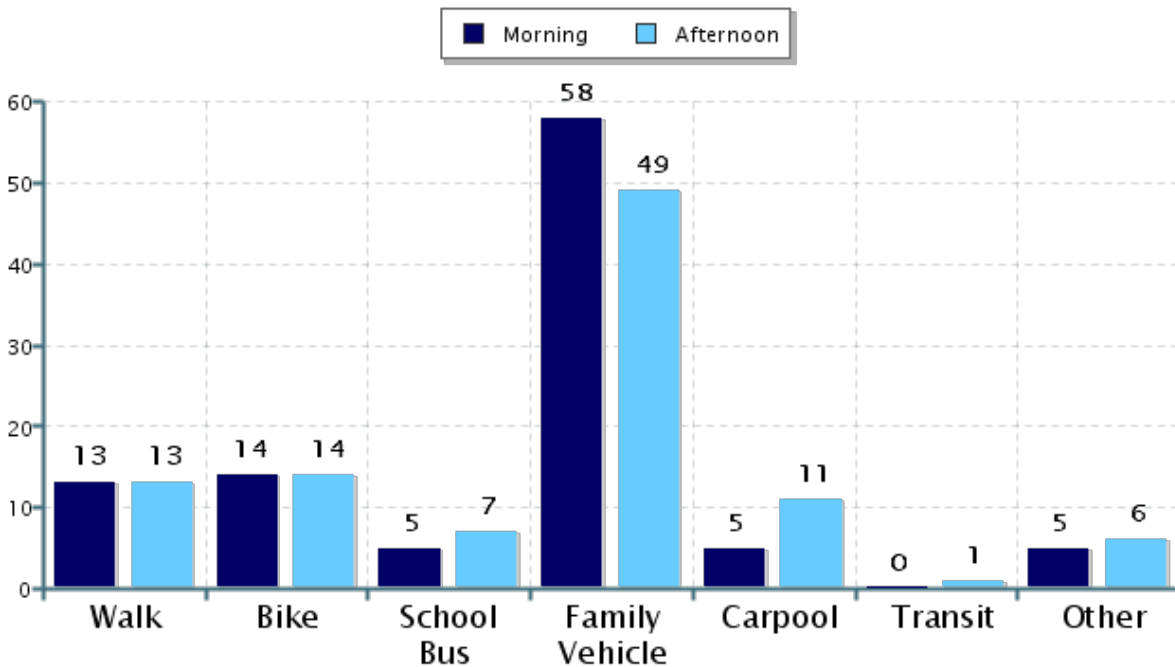
% of Students reached by SRTS activities: Don't Know

Tags: 2014-2015 School Year

**Number of Classrooms
Included in Report:** 17

This report contains information from your school's classrooms about students' trip to and from school. The data used in this report were collected using the in-class Student Travel Tally questionnaire from the National Center for Safe Routes to School.

Morning and Afternoon Travel Mode Comparison



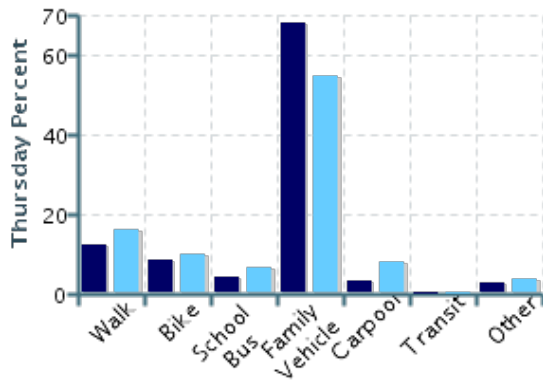
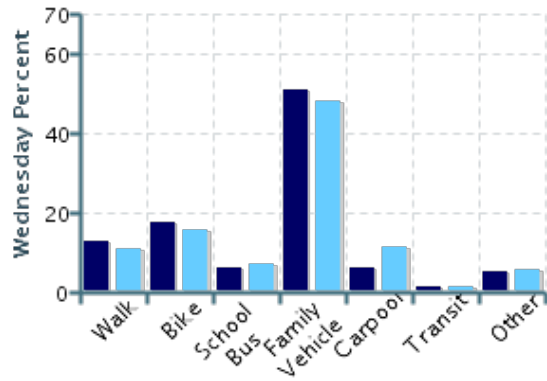
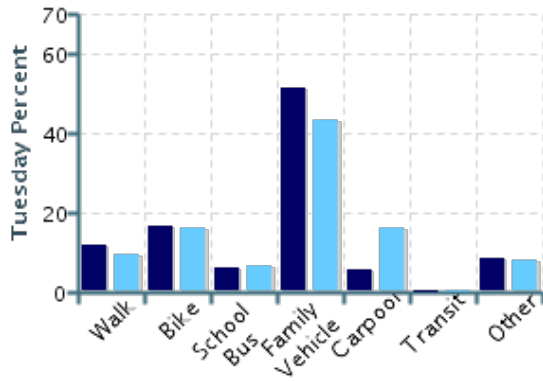
Morning and Afternoon Travel Mode Comparison

	Number of Trips	Walk	Bike	School Bus	Family Vehicle	Carpool	Transit	Other
Morning	976	13%	14%	5%	58%	5%	0.4%	5%
Afternoon	878	13%	14%	7%	49%	11%	0.6%	6%

Percentages may not total 100% due to rounding.

Morning and Afternoon Travel Mode Comparison by Day

■ Morning ■ Afternoon

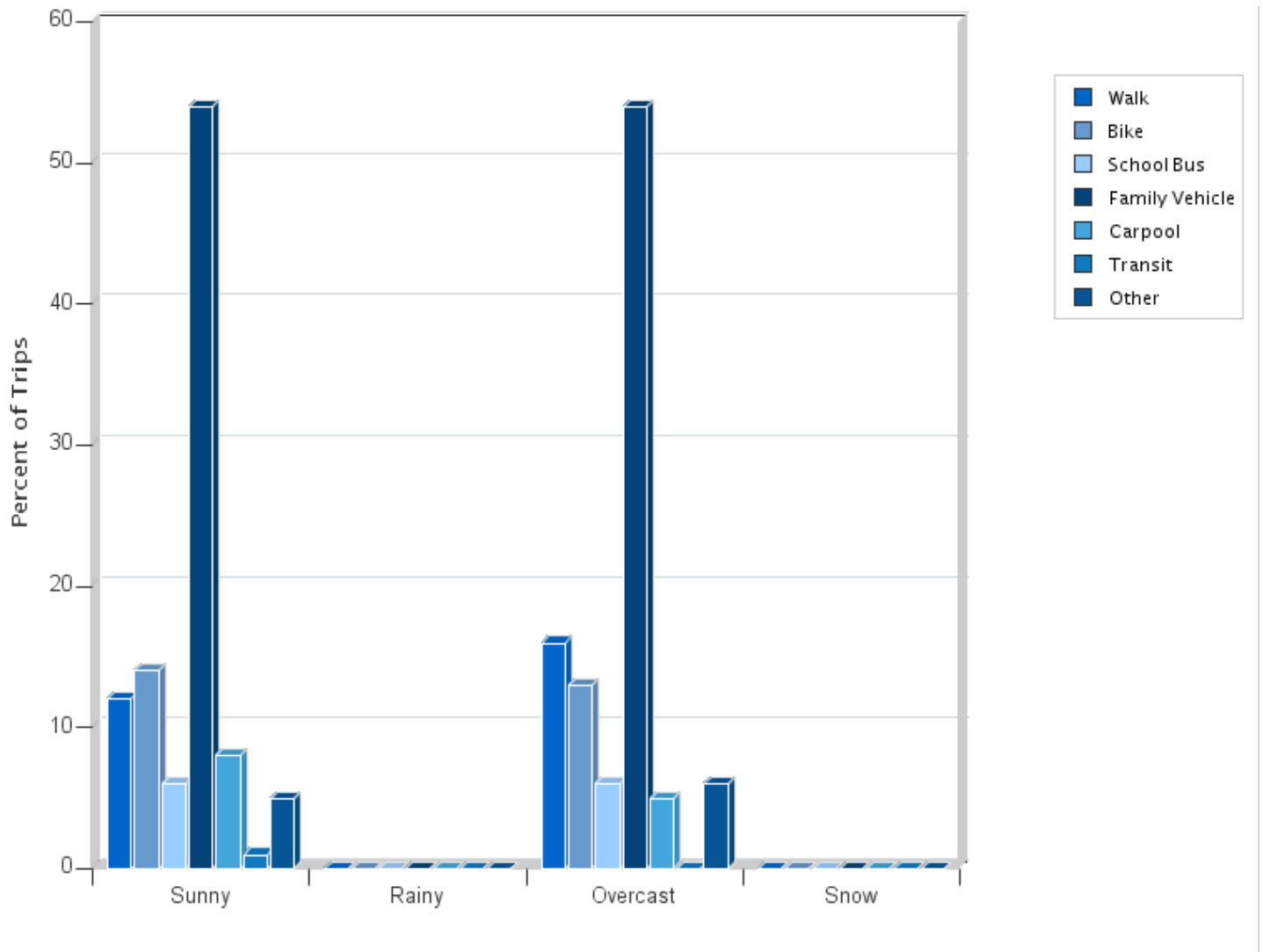


Morning and Afternoon Travel Mode Comparison by Day

	Number of Trips	Walk	Bike	School Bus	Family Vehicle	Carpool	Transit	Other
Tuesday AM	218	12%	17%	6%	51%	6%	0%	9%
Tuesday PM	219	10%	16%	7%	43%	16%	0%	8%
Wednesday AM	335	13%	18%	6%	51%	6%	1%	5%
Wednesday PM	335	11%	16%	7%	48%	11%	1%	6%
Thursday AM	423	13%	9%	4%	68%	3%	0%	3%
Thursday PM	324	16%	10%	7%	55%	8%	0%	4%

Percentages may not total 100% due to rounding.

Travel Mode by Weather Conditions



Travel Mode by Weather Condition

Weather Condition	Number of Trips	Walk	Bike	School Bus	Family Vehicle	Carpool	Transit	Other
Sunny	1600	12%	14%	6%	54%	8%	0.6%	5%
Rainy	0	0%	0%	0%	0%	0%	0%	0%
Overcast	254	16%	13%	6%	54%	5%	0%	6%
Snow	0	0%	0%	0%	0%	0%	0%	0%

Percentages may not total 100% due to rounding.