

# Student Travel Tally Report: One School in One Data Collection Period

**School Name:** Cove School

**Set ID:** 23935

**School Group:** Marin Safe Routes to Schools

**Month and Year Collected:** September 2017

**School Enrollment:** 450

**Date Report Generated:** 02/05/2018

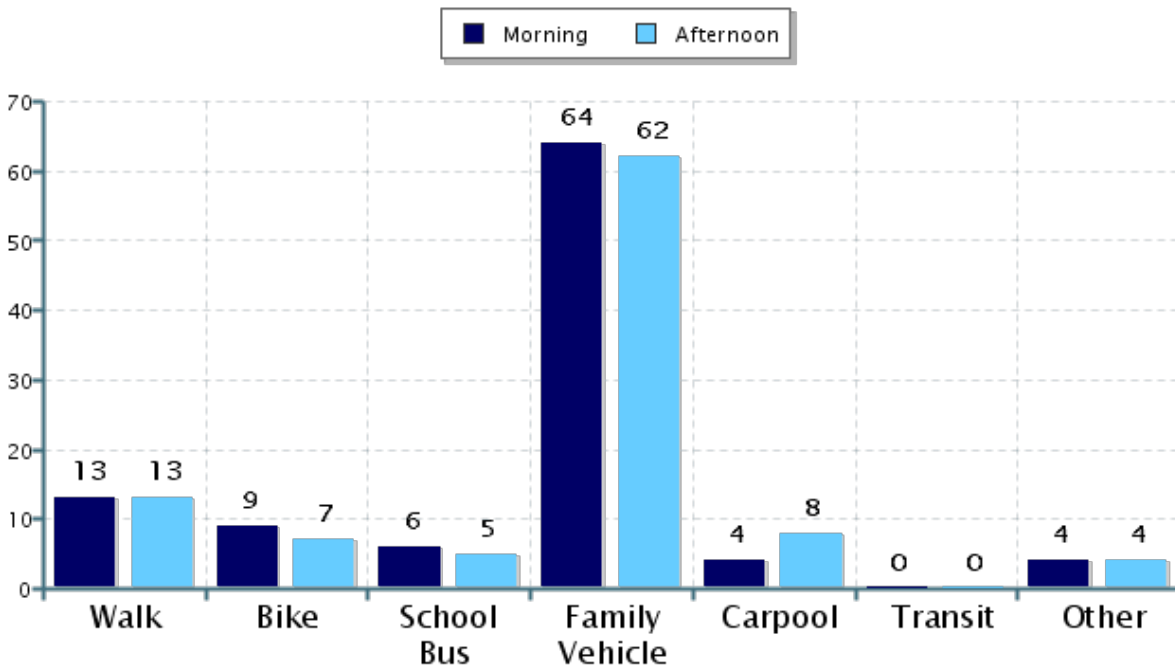
**% of Students reached by SRTS activities:** Don't Know

**Tags:** 2014-2015 School Year

**Number of Classrooms  
Included in Report:** 18

This report contains information from your school's classrooms about students' trip to and from school. The data used in this report were collected using the in-class Student Travel Tally questionnaire from the National Center for Safe Routes to School.

## Morning and Afternoon Travel Mode Comparison



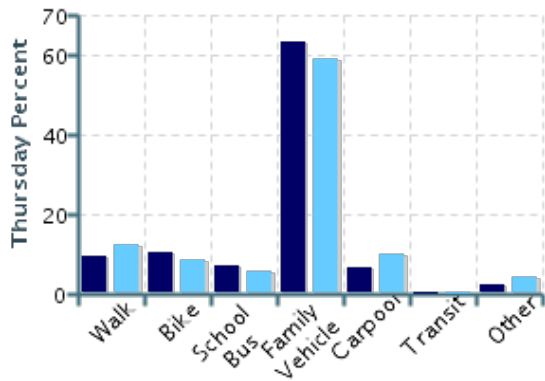
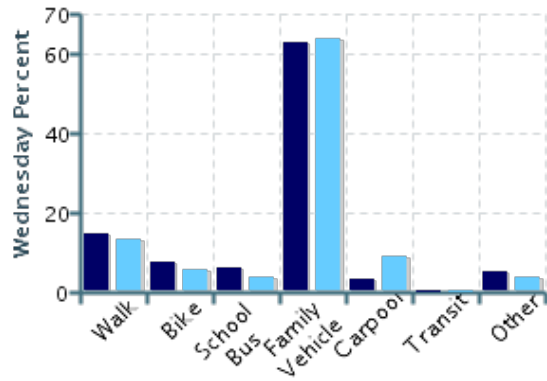
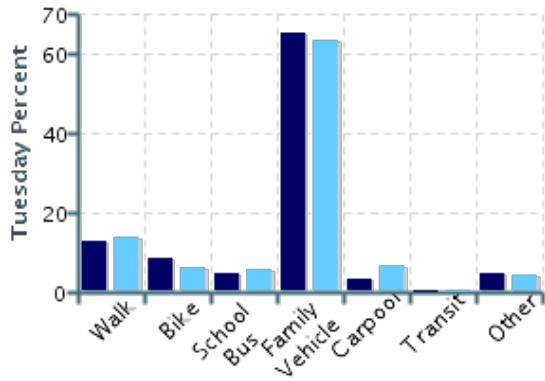
## Morning and Afternoon Travel Mode Comparison

	Number of Trips	Walk	Bike	School Bus	Family Vehicle	Carpool	Transit	Other
Morning	696	13%	9%	6%	64%	4%	0%	4%
Afternoon	693	13%	7%	5%	62%	8%	0%	4%

Percentages may not total 100% due to rounding.

## Morning and Afternoon Travel Mode Comparison by Day

■ Morning ■ Afternoon

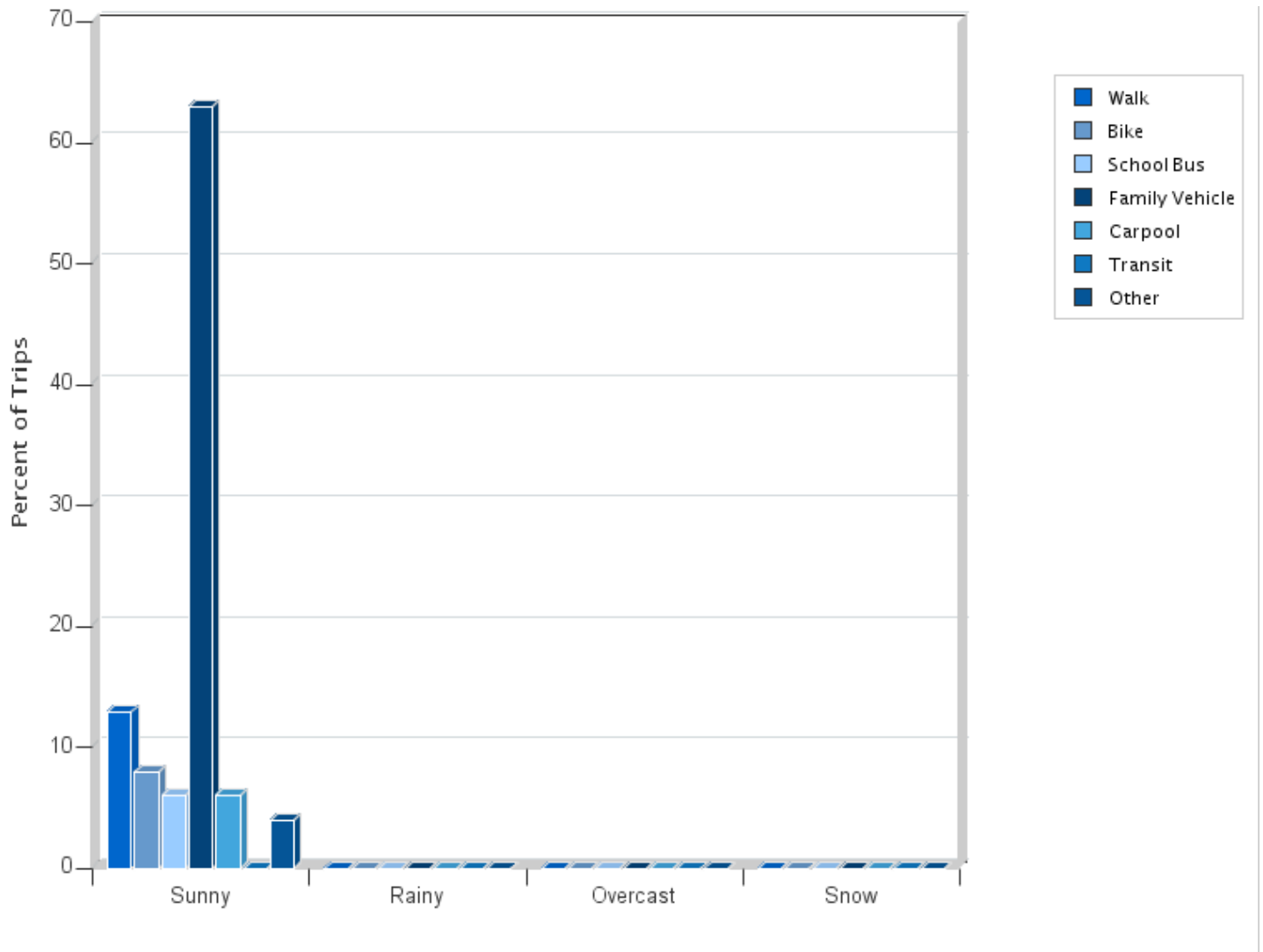


## Morning and Afternoon Travel Mode Comparison by Day

	Number of Trips	Walk	Bike	School Bus	Family Vehicle	Carpool	Transit	Other
Tuesday AM	281	13%	9%	5%	65%	4%	0%	5%
Tuesday PM	279	14%	6%	6%	63%	6%	0%	4%
Wednesday AM	224	15%	8%	6%	63%	3%	0%	5%
Wednesday PM	225	13%	6%	4%	64%	9%	0%	4%
Thursday AM	191	9%	10%	7%	63%	7%	0%	3%
Thursday PM	189	12%	8%	6%	59%	10%	0%	4%

Percentages may not total 100% due to rounding.

## Travel Mode by Weather Conditions



## Travel Mode by Weather Condition

Weather Condition	Number of Trips	Walk	Bike	School Bus	Family Vehicle	Carpool	Transit	Other
Sunny	1389	13%	8%	6%	63%	6%	0%	4%
Rainy	0	0%	0%	0%	0%	0%	0%	0%
Overcast	0	0%	0%	0%	0%	0%	0%	0%
Snow	0	0%	0%	0%	0%	0%	0%	0%

Percentages may not total 100% due to rounding.