








Suggested Routes to School

The Cove School

Larkspur-Corte Madera School District

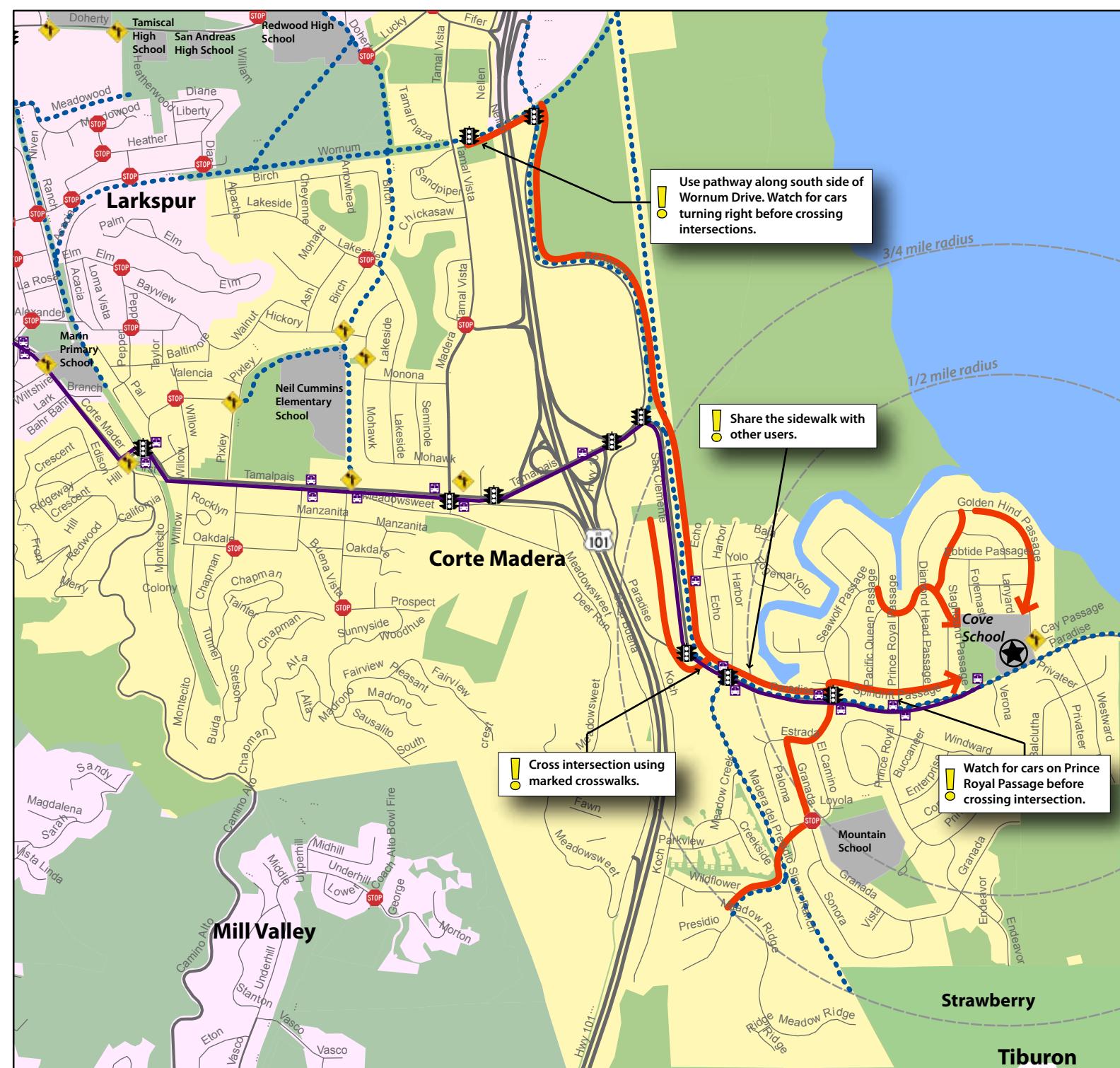
Legend

-  Recommended Walking Route
-  Multi-Use Trail
-  All-Way Stop
-  Traffic Signals
-  Crossing Guard
-  MarinTransit Route 117
-  Bus Stop

0 0.25 0.5 Miles



5/22/2014





Safe Routes to Schools Marin County

Safe Routes to School programs promote walking and biking to school to decrease traffic and pollution and increase the health of children and the community. Marin County pioneered the national Safe Routes to Schools program that has spread across the U.S.

A SchoolPool is a way of sharing duties of getting children to and from school through carpooling, walk pools ("walking school buses"), bike pools ("bike trains") or arranging bus buddies for school buses or public transit. SchoolPool Marin is a program of the Transportation Authority of Marin and Safe Routes to Schools.

Parents:

- Teach your child how to share the road safely.
- Help your child choose the best walking or cycling route – it may not be the same way you would drive in a car!
- Children who regularly practice safe walking and biking skills when young are more likely to make safer choices as teenagers.
- **Obey adult crossing guards. They are there to help you cross congested intersections safely.**

RESOURCES:

Safe Routes to Schools: www.saferoutestoschools.org

SchoolPool Marin: www.schoolpoolmarin.org

Street Smarts Marin: www.streetsmartsmarin.org

WALK SAFELY



- Walk with a parent, other students or a buddy.
- Be alert. Look left, right and left again before crossing the street. At a four-way intersection, also look over your shoulder for cars that may be turning.
- Cross at corners or at a marked crosswalk. This is where drivers expect you.
- Don't assume drivers see you! Use eye contact and hand signals to communicate before crossing.

BIKE SAFELY



- Always wear your helmet and buckle it every time; it's the law!
- To best protect your head, your helmet must fit properly: snug and level on your head, just above your eyebrows.
- Be predictable. Follow the same rules of the road as drivers when riding your bike. This includes obeying ALL stop signs and traffic signals, as well as yielding to pedestrians.
- When riding on the street, ride on the right hand side of the road, in the same direction as traffic. Watch out for turning cars and cars coming out of driveways.
- Make eye contact and use hand signals to communicate with drivers and pedestrians.

DRIVE AND CARPOOL SAFELY



- Slow down in school zones or when children are nearby. The safest speed may be below 25 mph; children may struggle to accurately judge speed or distance.
- Do not use your cell phone while driving, even hands-free.
- Yield to pedestrians and bicyclists crossing the street and always follow the directions of crossing guards.
- Make sure children enter and exit the vehicle on the side next to the sidewalk.
- Avoid making U-turns, double-parking, blocking crosswalks and other unsafe movements.
- Consider parking a few blocks away and walking your child the rest of the way.