

Student Travel Tally Report: One School in One Data Collection Period

School Name: Coleman Elementary School

Set ID: 22610

School Group: Marin Safe Routes to Schools

Month and Year Collected: May 2017

School Enrollment: 407

Date Report Generated: 06/28/2017

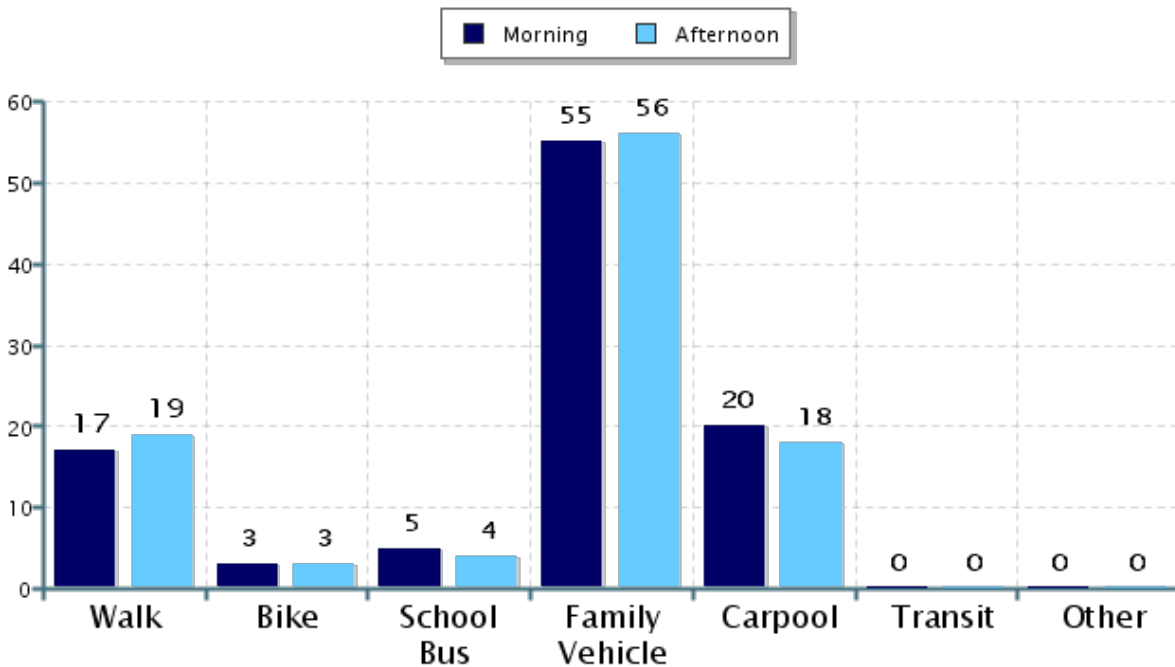
% of Students reached by SRTS activities:

Tags:

**Number of Classrooms
Included in Report:** 3

This report contains information from your school's classrooms about students' trip to and from school. The data used in this report were collected using the in-class Student Travel Tally questionnaire from the National Center for Safe Routes to School.

Morning and Afternoon Travel Mode Comparison



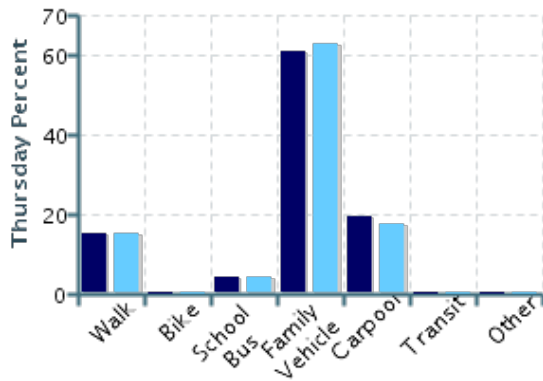
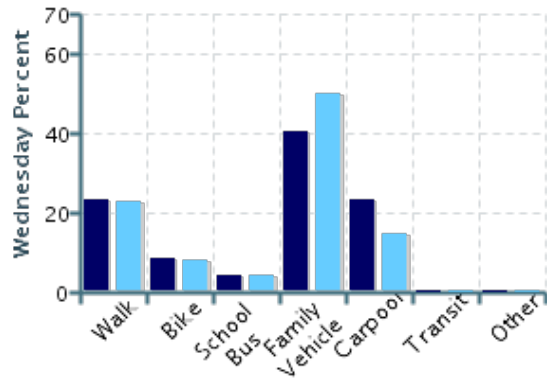
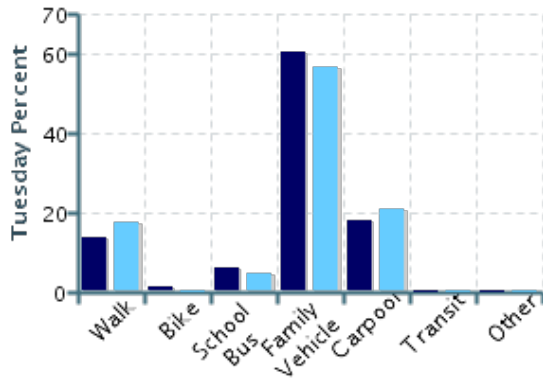
Morning and Afternoon Travel Mode Comparison

	Number of Trips	Walk	Bike	School Bus	Family Vehicle	Carpool	Transit	Other
Morning	159	17%	3%	5%	55%	20%	0%	0%
Afternoon	156	19%	3%	4%	56%	18%	0%	0%

Percentages may not total 100% due to rounding.

Morning and Afternoon Travel Mode Comparison by Day

■ Morning ■ Afternoon

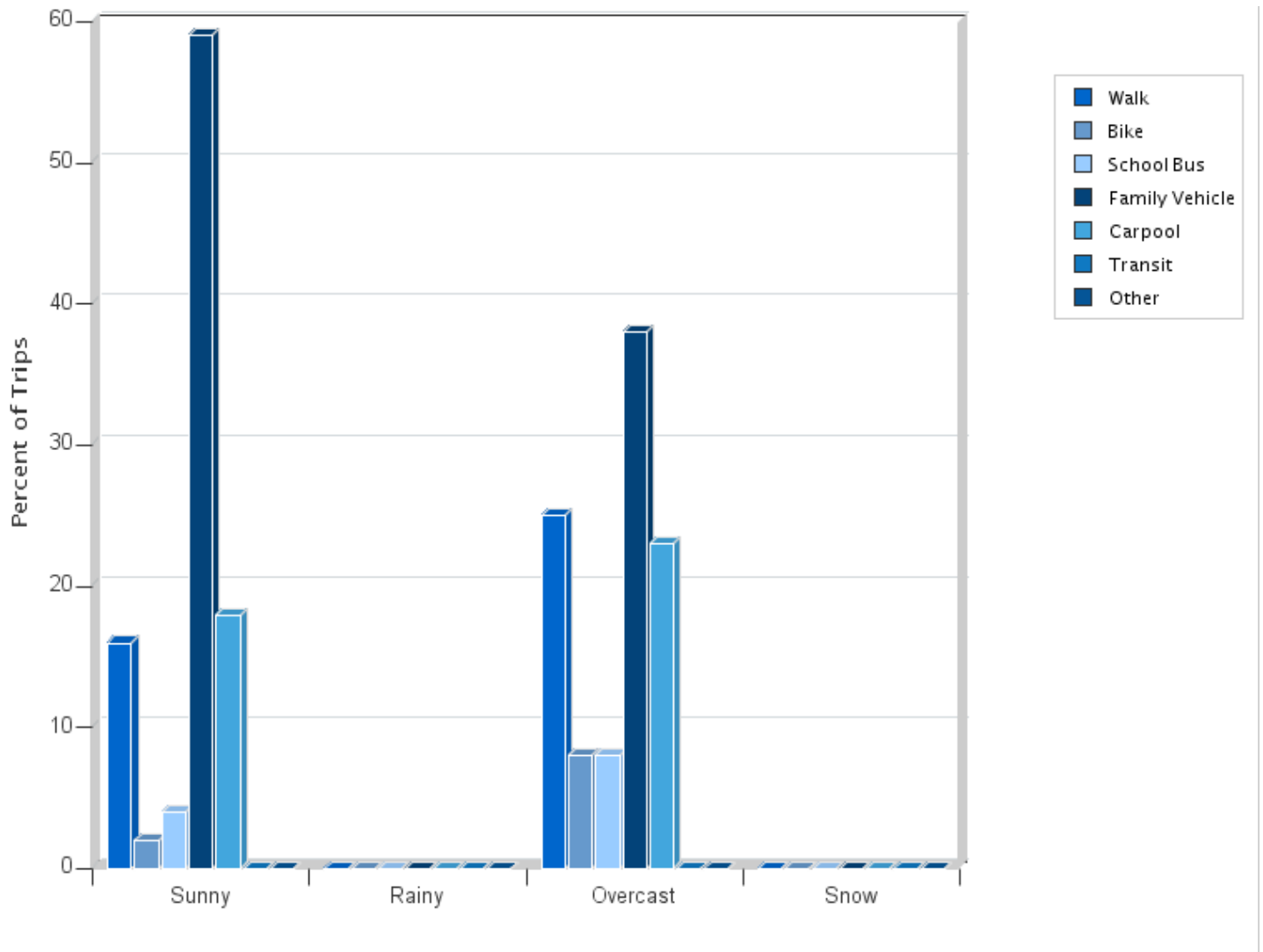


Morning and Afternoon Travel Mode Comparison by Day

	Number of Trips	Walk	Bike	School Bus	Family Vehicle	Carpool	Transit	Other
Tuesday AM	66	14%	2%	6%	61%	18%	0%	0%
Tuesday PM	62	18%	0%	5%	56%	21%	0%	0%
Wednesday AM	47	23%	9%	4%	40%	23%	0%	0%
Wednesday PM	48	23%	8%	4%	50%	15%	0%	0%
Thursday AM	46	15%	0%	4%	61%	20%	0%	0%
Thursday PM	46	15%	0%	4%	63%	17%	0%	0%

Percentages may not total 100% due to rounding.

Travel Mode by Weather Conditions



Travel Mode by Weather Condition

Weather Condition	Number of Trips	Walk	Bike	School Bus	Family Vehicle	Carpool	Transit	Other
Sunny	262	16%	2%	4%	59%	18%	0%	0%
Rainy	0	0%	0%	0%	0%	0%	0%	0%
Overcast	53	25%	8%	8%	38%	23%	0%	0%
Snow	0	0%	0%	0%	0%	0%	0%	0%

Percentages may not total 100% due to rounding.