

# Student Travel Tally Report: One School in One Data Collection Period

**School Name:** Cascade Canyon

**Set ID:** 26524

**School Group:** Marin Safe Routes to Schools

**Month and Year Collected:** September 2018

**School Enrollment:** 70

**Date Report Generated:** 11/16/2018

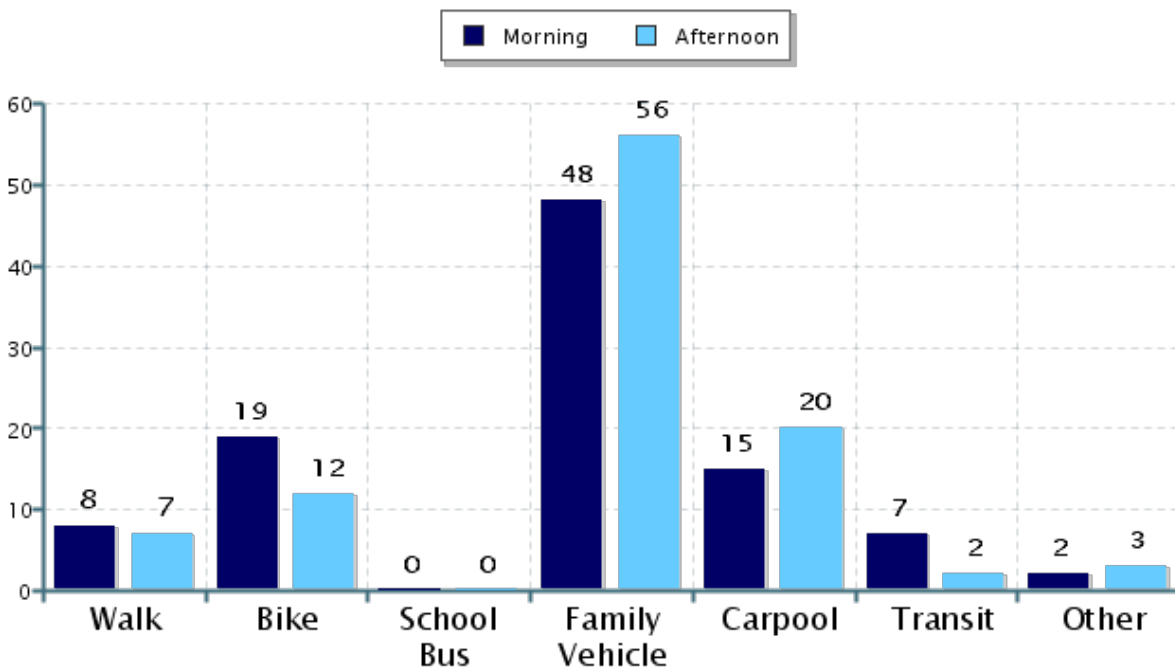
**% of Students reached by SRTS activities:** Don't Know

**Tags:**

**Number of Classrooms  
Included in Report:** 7

This report contains information from your school's classrooms about students' trip to and from school. The data used in this report were collected using the in-class Student Travel Tally questionnaire from the National Center for Safe Routes to School.

## Morning and Afternoon Travel Mode Comparison



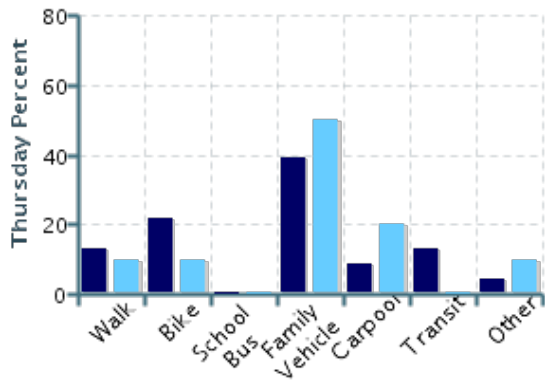
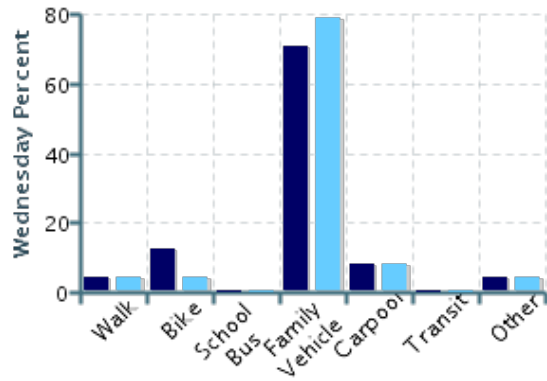
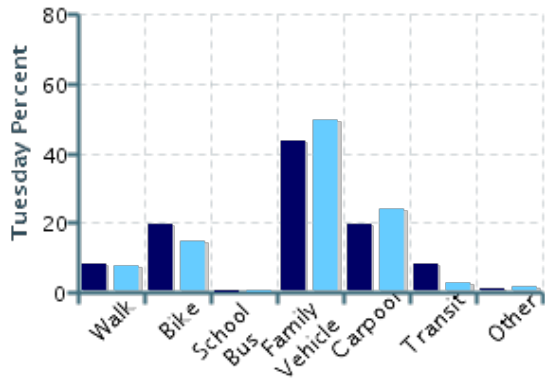
## Morning and Afternoon Travel Mode Comparison

	Number of Trips	Walk	Bike	School Bus	Family Vehicle	Carpool	Transit	Other
Morning	123	8%	19%	0%	48%	15%	7%	2%
Afternoon	101	7%	12%	0%	56%	20%	2%	3%

Percentages may not total 100% due to rounding.

## Morning and Afternoon Travel Mode Comparison by Day

■ Morning      ■ Afternoon

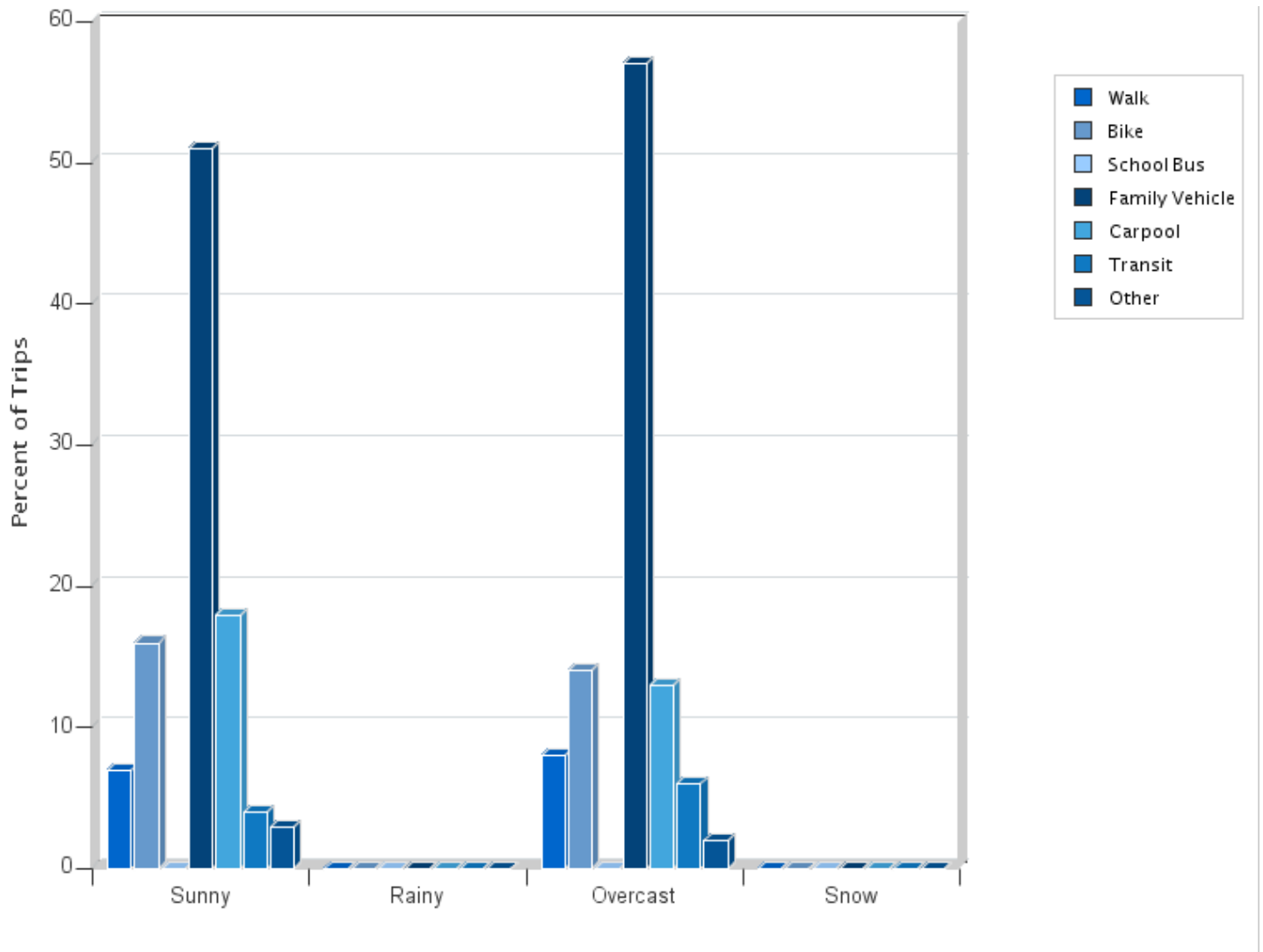


## Morning and Afternoon Travel Mode Comparison by Day

	Number of Trips	Walk	Bike	School Bus	Family Vehicle	Carpool	Transit	Other
Tuesday AM	76	8%	20%	0%	43%	20%	8%	1%
Tuesday PM	67	7%	15%	0%	49%	24%	3%	1%
Wednesday AM	24	4%	13%	0%	71%	8%	0%	4%
Wednesday PM	24	4%	4%	0%	79%	8%	0%	4%
Thursday AM	23	13%	22%	0%	39%	9%	13%	4%
Thursday PM	10	10%	10%	0%	50%	20%	0%	10%

Percentages may not total 100% due to rounding.

### Travel Mode by Weather Conditions



### Travel Mode by Weather Condition

Weather Condition	Number of Trips	Walk	Bike	School Bus	Family Vehicle	Carpool	Transit	Other
Sunny	146	7%	16%	0%	51%	18%	4%	3%
Rainy	0	0%	0%	0%	0%	0%	0%	0%
Overcast	63	8%	14%	0%	57%	13%	6%	2%
Snow	0	0%	0%	0%	0%	0%	0%	0%

Percentages may not total 100% due to rounding.