

Student Travel Tally Report: One School in One Data Collection Period

School Name: Brookside

Set ID: 23928

School Group: Marin Safe Routes to Schools

Month and Year Collected: September 2017

School Enrollment: 370

Date Report Generated: 02/05/2018

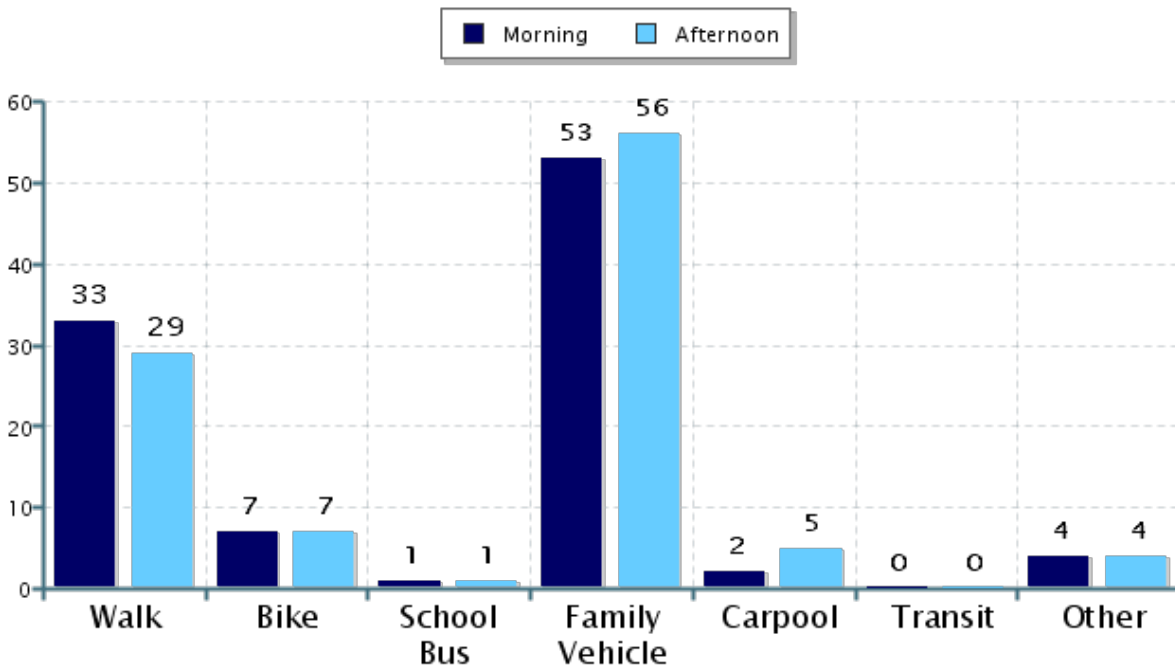
% of Students reached by SRTS activities: Don't Know

Tags:

**Number of Classrooms
Included in Report:** 15

This report contains information from your school's classrooms about students' trip to and from school. The data used in this report were collected using the in-class Student Travel Tally questionnaire from the National Center for Safe Routes to School.

Morning and Afternoon Travel Mode Comparison



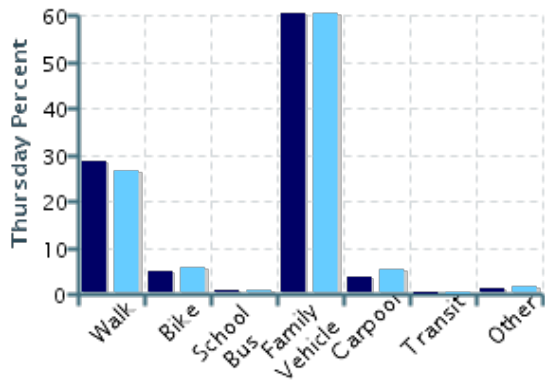
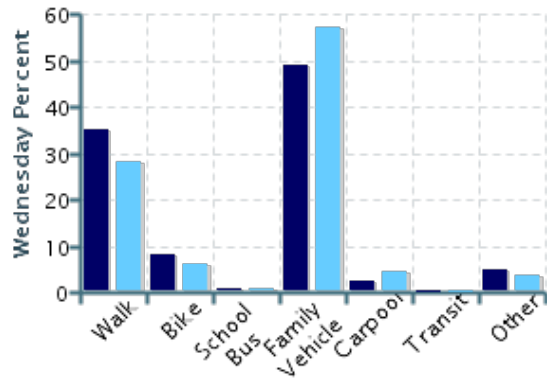
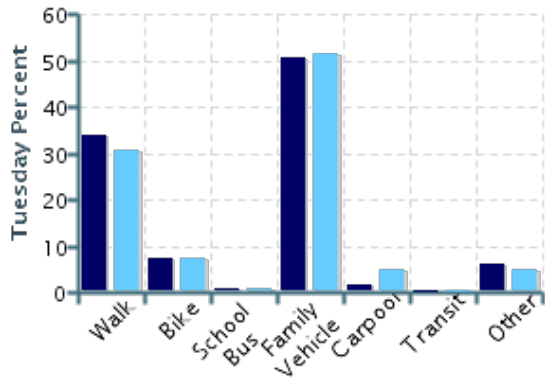
Morning and Afternoon Travel Mode Comparison

	Number of Trips	Walk	Bike	School Bus	Family Vehicle	Carpool	Transit	Other
Morning	521	33%	7%	0.6%	53%	2%	0%	4%
Afternoon	427	29%	7%	0.7%	56%	5%	0%	4%

Percentages may not total 100% due to rounding.

Morning and Afternoon Travel Mode Comparison by Day

■ Morning ■ Afternoon

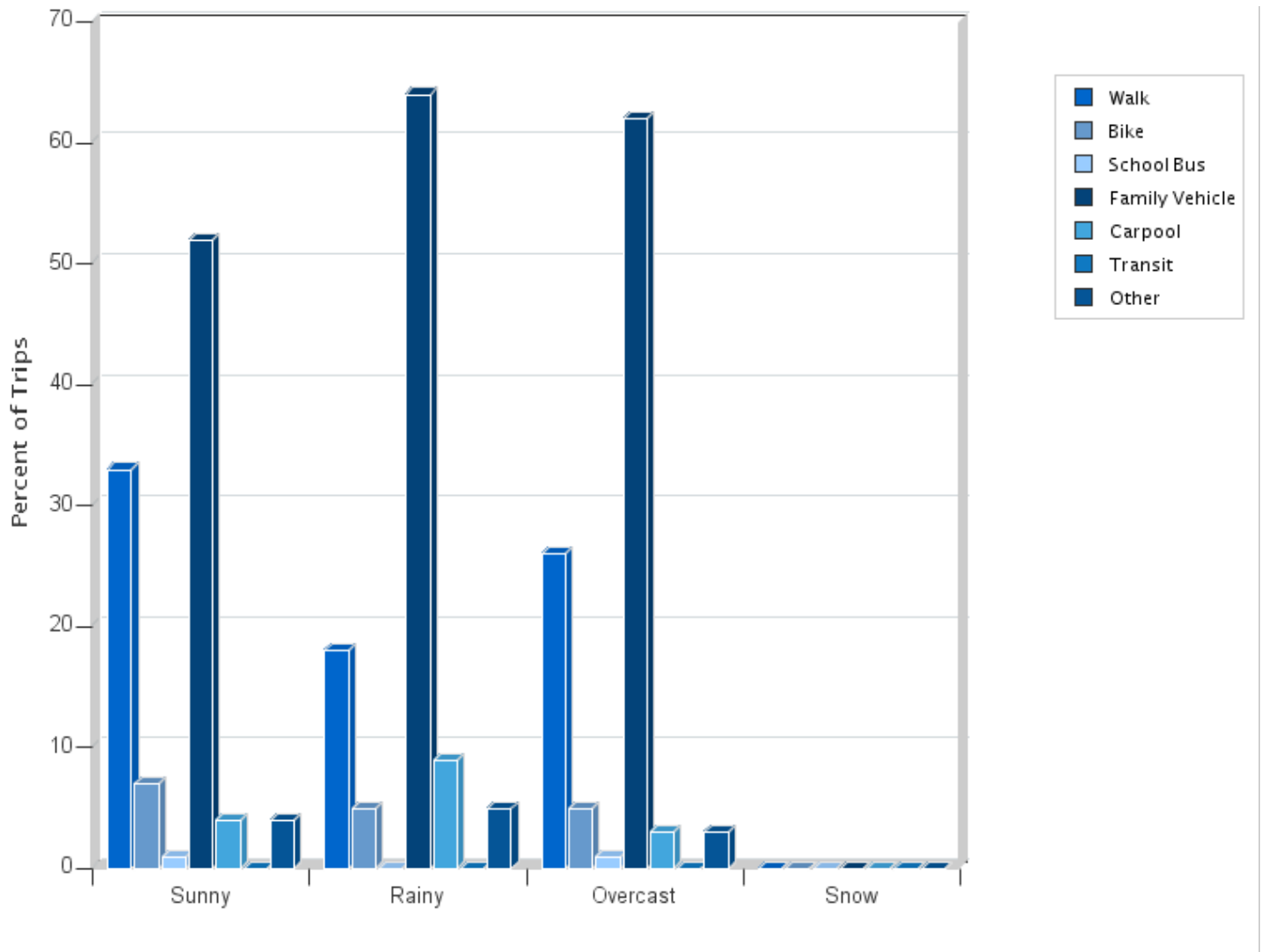


Morning and Afternoon Travel Mode Comparison by Day

	Number of Trips	Walk	Bike	School Bus	Family Vehicle	Carpool	Transit	Other
Tuesday AM	201	34%	7%	0.5%	51%	1%	0%	6%
Tuesday PM	177	31%	7%	0.6%	51%	5%	0%	5%
Wednesday AM	163	35%	8%	0.6%	49%	2%	0%	5%
Wednesday PM	114	28%	6%	0.9%	57%	4%	0%	4%
Thursday AM	157	29%	5%	0.6%	61%	4%	0%	1%
Thursday PM	136	26%	6%	0.7%	60%	5%	0%	1%

Percentages may not total 100% due to rounding.

Travel Mode by Weather Conditions



Travel Mode by Weather Condition

Weather Condition	Number of Trips	Walk	Bike	School Bus	Family Vehicle	Carpool	Transit	Other
Sunny	713	33%	7%	0.6%	52%	4%	0%	4%
Rainy	22	18%	5%	0%	64%	9%	0%	5%
Overcast	213	26%	5%	0.9%	62%	3%	0%	3%
Snow	0	0%	0%	0%	0%	0%	0%	0%

Percentages may not total 100% due to rounding.