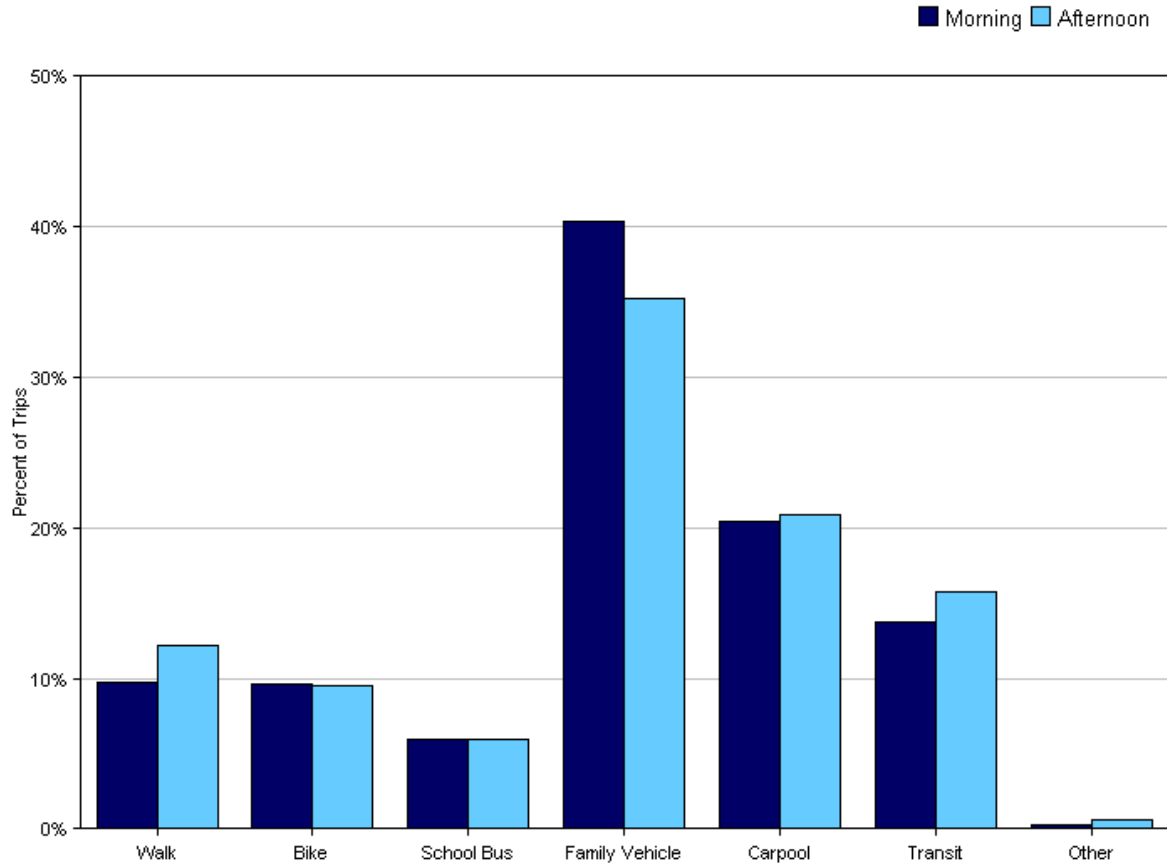


Tally Report

Program Name:	Safe Routes to School	Month and Year Collected:	May 2011
School Name:	Brookside Upper	Set ID:	6985
School Enrollment:	320	Date Report Generated:	06/13/2011
Enrollment within Grades Targeted by SRTS Program:	320	Number of Classrooms Included in Report:	15
Number of Classrooms in School:	16		

Morning and Afternoon Travel Mode Comparison

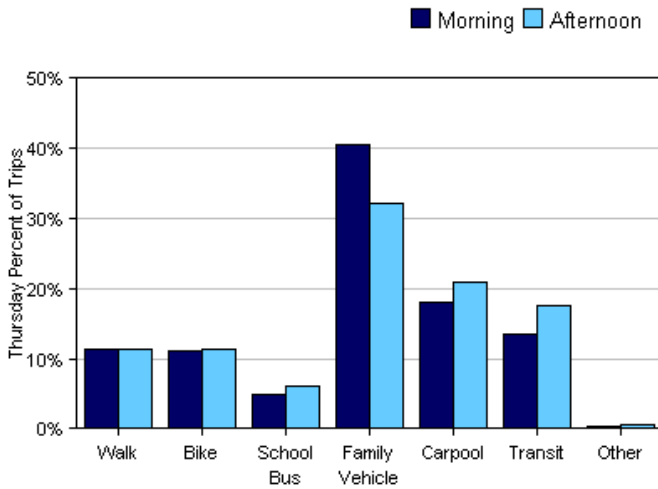
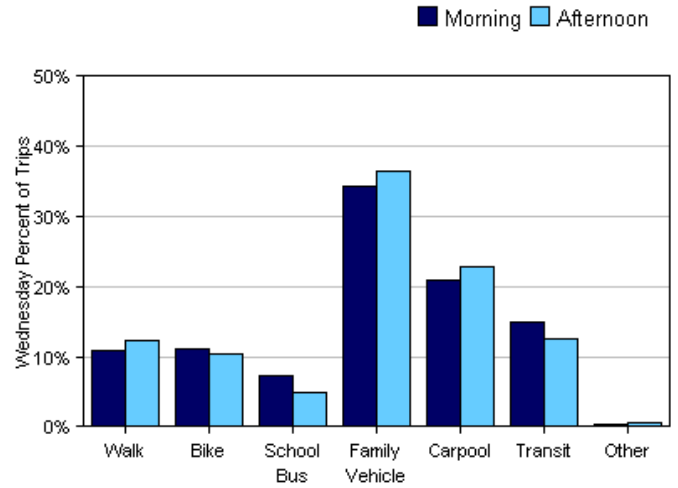
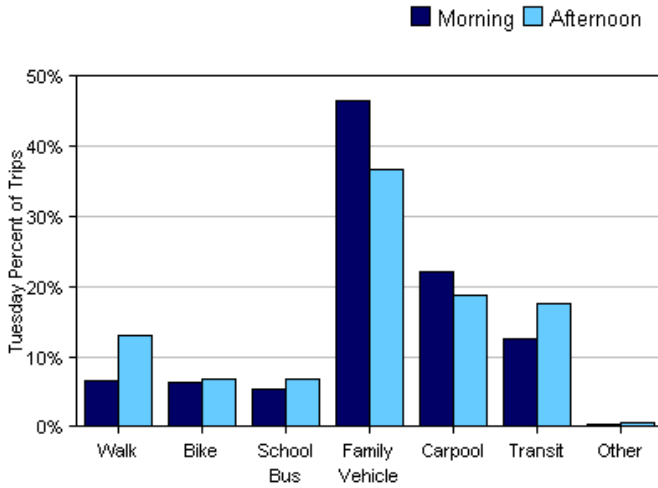


Morning and Afternoon Travel Mode Comparison

	Number of Trips	Walk	Bike	School Bus	Family Vehicle	Carpool	Transit	Other
Morning	999	10%	10%	6%	40%	20%	14%	0.3%
Afternoon	960	12%	9%	6%	35%	21%	16%	0.6%

Percentages may not total 100% due to rounding.

Morning and Afternoon Travel Mode Comparison by Day

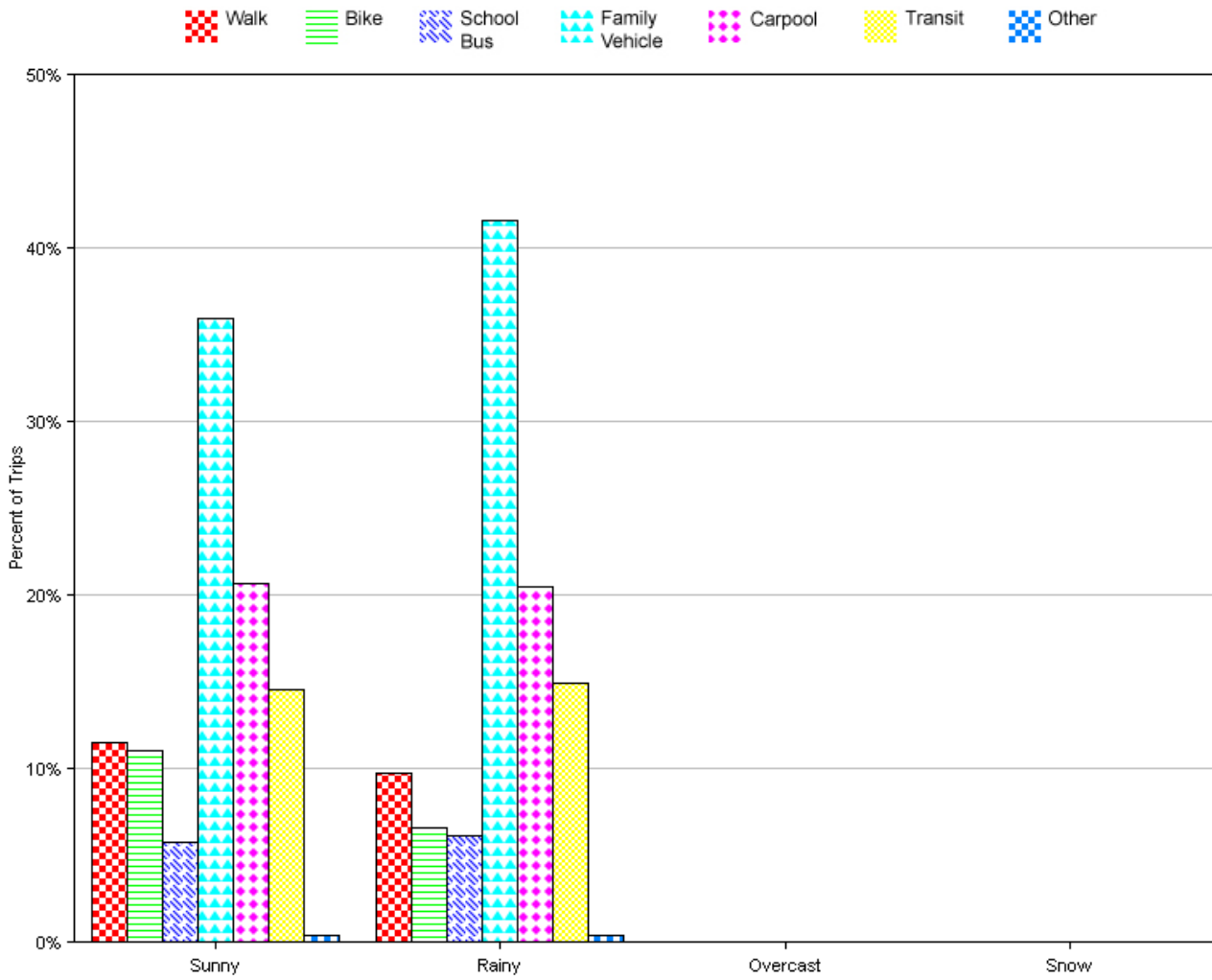


Morning and Afternoon Travel Mode Comparison by Day

	Number of Trips	Walk	Bike	School Bus	Family Vehicle	Carpool	Transit	Other
Tuesday AM	329	7%	6%	5%	47%	22%	12%	0.3%
Tuesday PM	325	13%	7%	7%	37%	19%	18%	0.6%
Wednesday AM	347	11%	11%	7%	34%	21%	15%	0.3%
Wednesday PM	343	12%	10%	5%	36%	23%	13%	0.6%
Thursday AM	323	11%	11%	5%	41%	18%	14%	0.3%
Thursday PM	292	11%	11%	6%	32%	21%	17%	0.7%

Percentages may not total 100% due to rounding.

Travel Mode by Weather Conditions



Travel Mode by Weather Condition

Weather Condition	Number of Trips	Walk	Bike	School Bus	Family Vehicle	Carpool	Transit	Other
Sunny	1305	11%	11%	6%	36%	21%	15%	0.5%
Rainy	654	10%	7%	6%	42%	20%	15%	0.5%
Overcast	0	0%	0%	0%	0%	0%	0%	0%
Snow	0	0%	0%	0%	0%	0%	0%	0%

Percentages may not total 100% due to rounding.