

Student Travel Tally Report: One School in One Data Collection Period

School Name: Brookside

Set ID: 18666

School Group: Marin Safe Routes to Schools

Month and Year Collected: September 2015

School Enrollment: 380

Date Report Generated: 12/23/2015

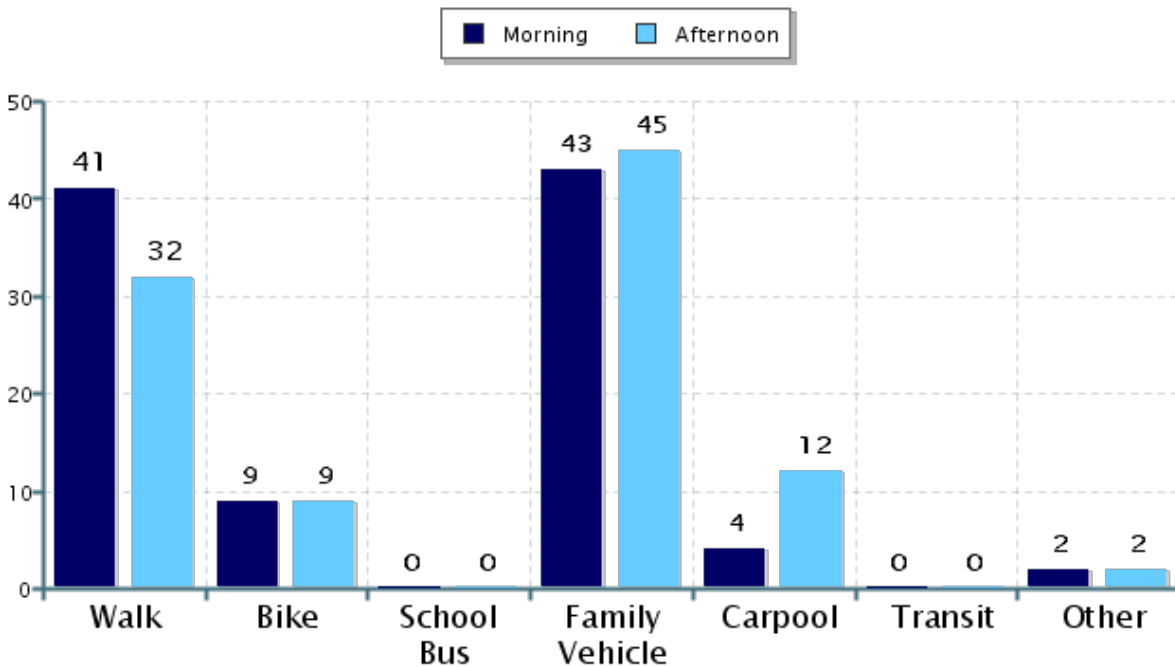
% of Students reached by SRTS activities: Don't Know

Tags:

**Number of Classrooms
Included in Report:** 14

This report contains information from your school's classrooms about students' trip to and from school. The data used in this report were collected using the in-class Student Travel Tally questionnaire from the National Center for Safe Routes to School.

Morning and Afternoon Travel Mode Comparison



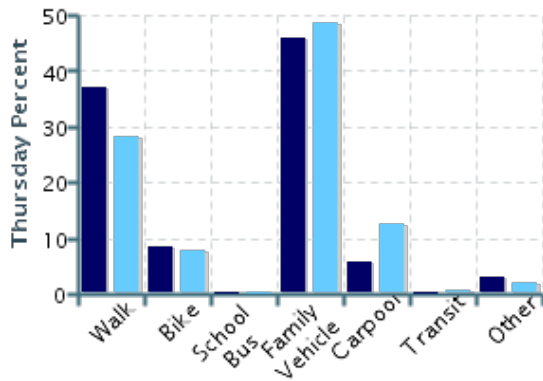
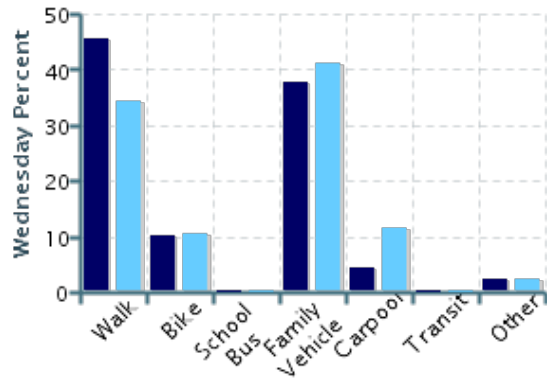
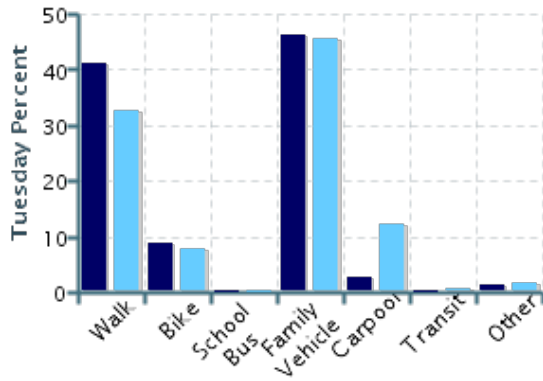
Morning and Afternoon Travel Mode Comparison

	Number of Trips	Walk	Bike	School Bus	Family Vehicle	Carpool	Transit	Other
Morning	891	41%	9%	0%	43%	4%	0%	2%
Afternoon	886	32%	9%	0%	45%	12%	0.2%	2%

Percentages may not total 100% due to rounding.

Morning and Afternoon Travel Mode Comparison by Day

■ Morning ■ Afternoon

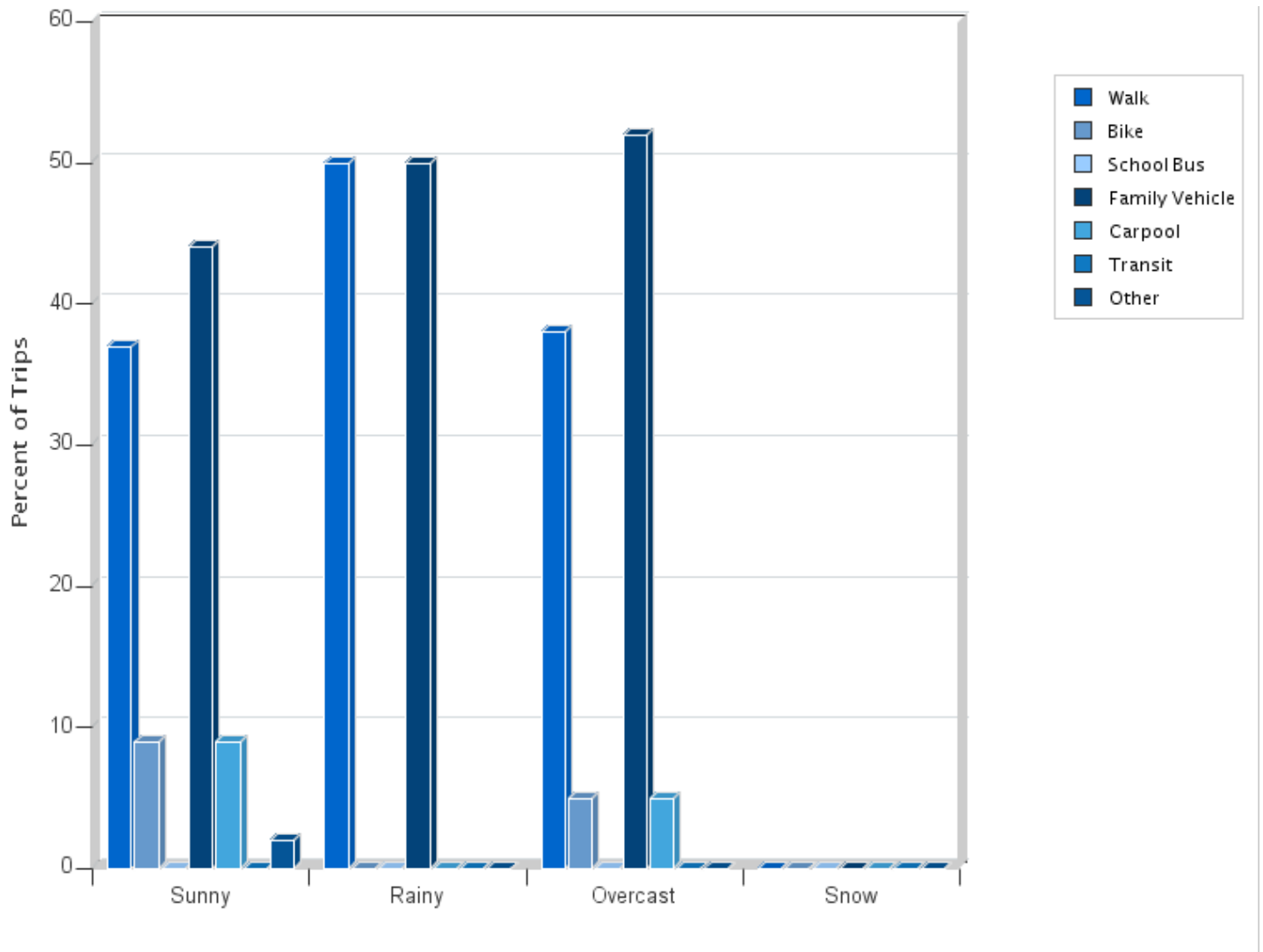


Morning and Afternoon Travel Mode Comparison by Day

	Number of Trips	Walk	Bike	School Bus	Family Vehicle	Carpool	Transit	Other
Tuesday AM	299	41%	9%	0%	46%	3%	0%	1%
Tuesday PM	297	33%	8%	0%	45%	12%	0.3%	2%
Wednesday AM	297	45%	10%	0%	38%	4%	0%	2%
Wednesday PM	296	34%	10%	0%	41%	11%	0%	2%
Thursday AM	295	37%	8%	0%	46%	6%	0%	3%
Thursday PM	293	28%	8%	0%	49%	13%	0.3%	2%

Percentages may not total 100% due to rounding.

Travel Mode by Weather Conditions



Travel Mode by Weather Condition

Weather Condition	Number of Trips	Walk	Bike	School Bus	Family Vehicle	Carpool	Transit	Other
Sunny	1581	37%	9%	0%	44%	9%	0.1%	2%
Rainy	20	50%	0%	0%	50%	0%	0%	0%
Overcast	42	38%	5%	0%	52%	5%	0%	0%
Snow	0	0%	0%	0%	0%	0%	0%	0%

Percentages may not total 100% due to rounding.