

# Student Travel Tally Report: One School in One Data Collection Period

**School Name:** Bolinas-Stinson

**Set ID:** 20506

**School Group:** Marin Safe Routes to Schools

**Month and Year Collected:** May 2016

**School Enrollment:** 107

**Date Report Generated:** 11/25/2016

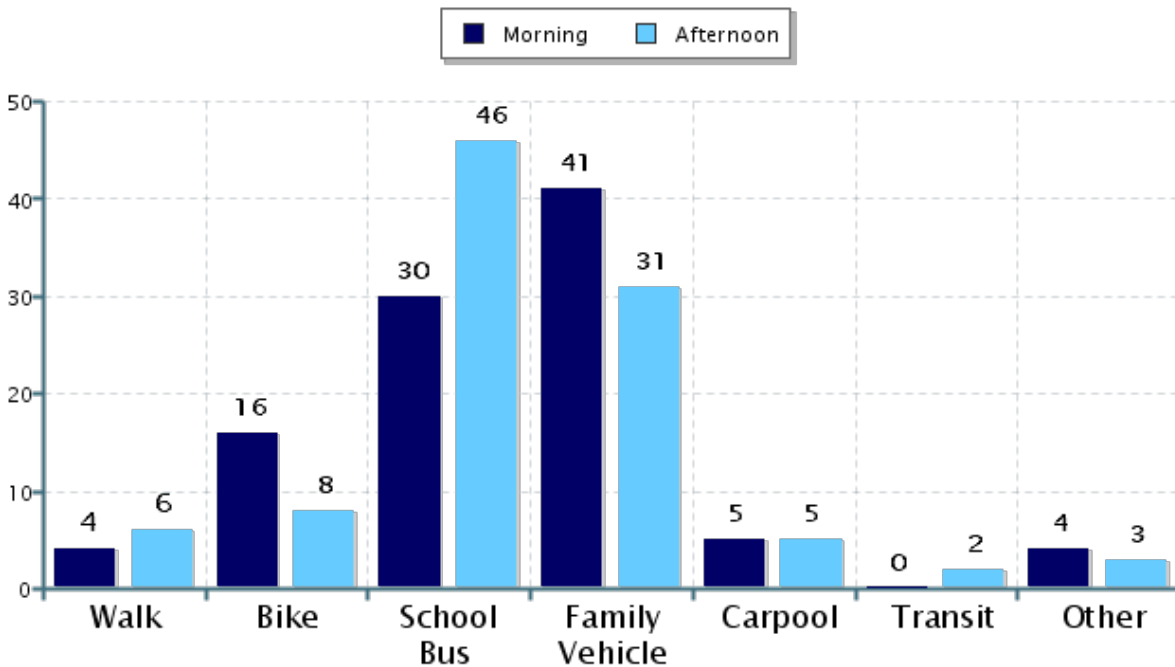
**% of Students reached by SRTS activities:** Don't Know

**Tags:** 2016 Spring Student Tally

**Number of Classrooms  
Included in Report:** 5

This report contains information from your school's classrooms about students' trip to and from school. The data used in this report were collected using the in-class Student Travel Tally questionnaire from the National Center for Safe Routes to School.

## Morning and Afternoon Travel Mode Comparison



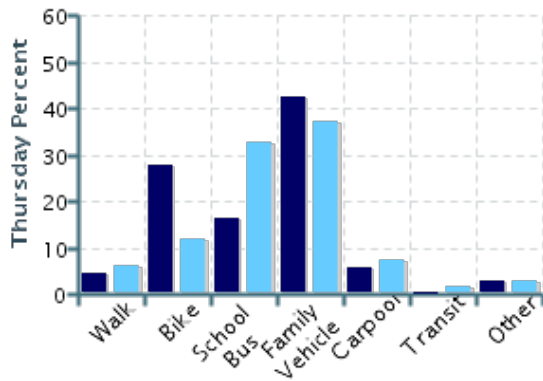
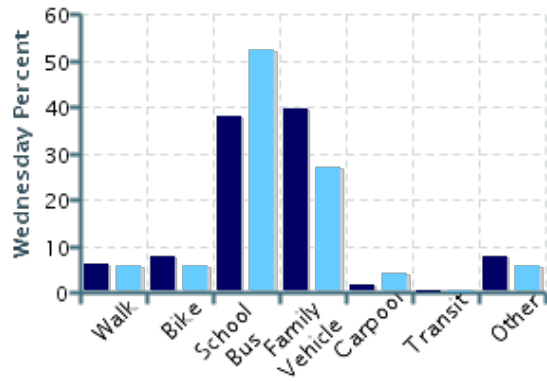
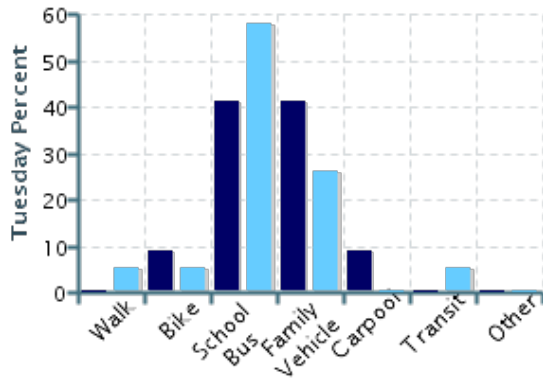
## Morning and Afternoon Travel Mode Comparison

	Number of Trips	Walk	Bike	School Bus	Family Vehicle	Carpool	Transit	Other
Morning	168	4%	16%	30%	41%	5%	0%	4%
Afternoon	176	6%	8%	46%	31%	5%	2%	3%

Percentages may not total 100% due to rounding.

## Morning and Afternoon Travel Mode Comparison by Day

■ Morning      ■ Afternoon

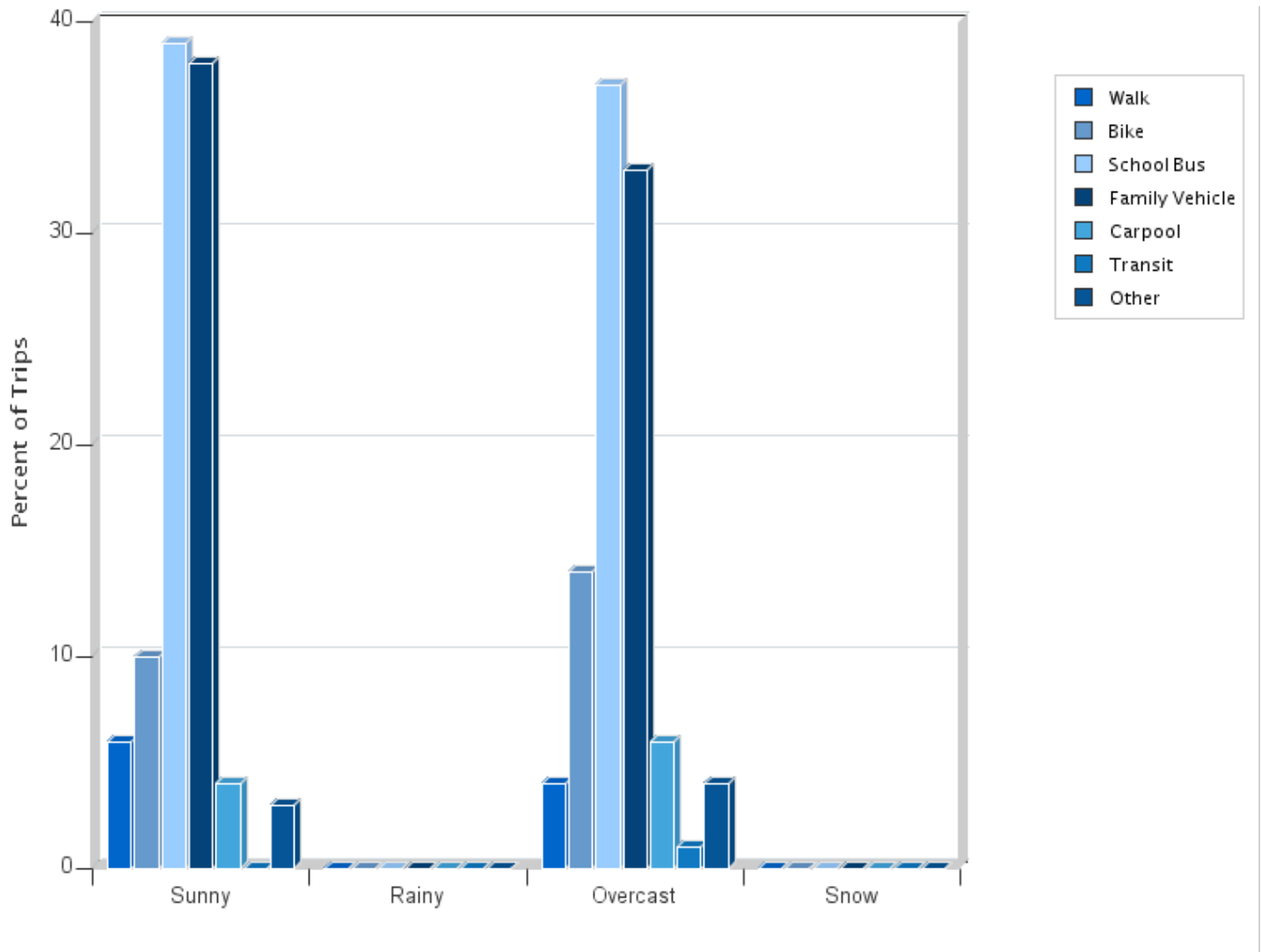


## Morning and Afternoon Travel Mode Comparison by Day

	Number of Trips	Walk	Bike	School Bus	Family Vehicle	Carpool	Transit	Other
Tuesday AM	34	0%	9%	41%	41%	9%	0%	0%
Tuesday PM	38	5%	5%	58%	26%	0%	5%	0%
Wednesday AM	66	6%	8%	38%	39%	2%	0%	8%
Wednesday PM	71	6%	6%	52%	27%	4%	0%	6%
Thursday AM	68	4%	28%	16%	43%	6%	0%	3%
Thursday PM	67	6%	12%	33%	37%	7%	1%	3%

Percentages may not total 100% due to rounding.

### Travel Mode by Weather Conditions



### Travel Mode by Weather Condition

Weather Condition	Number of Trips	Walk	Bike	School Bus	Family Vehicle	Carpool	Transit	Other
Sunny	205	6%	10%	39%	38%	4%	0.5%	3%
Rainy	0	0%	0%	0%	0%	0%	0%	0%
Overcast	139	4%	14%	37%	33%	6%	1%	4%
Snow	0	0%	0%	0%	0%	0%	0%	0%

Percentages may not total 100% due to rounding.