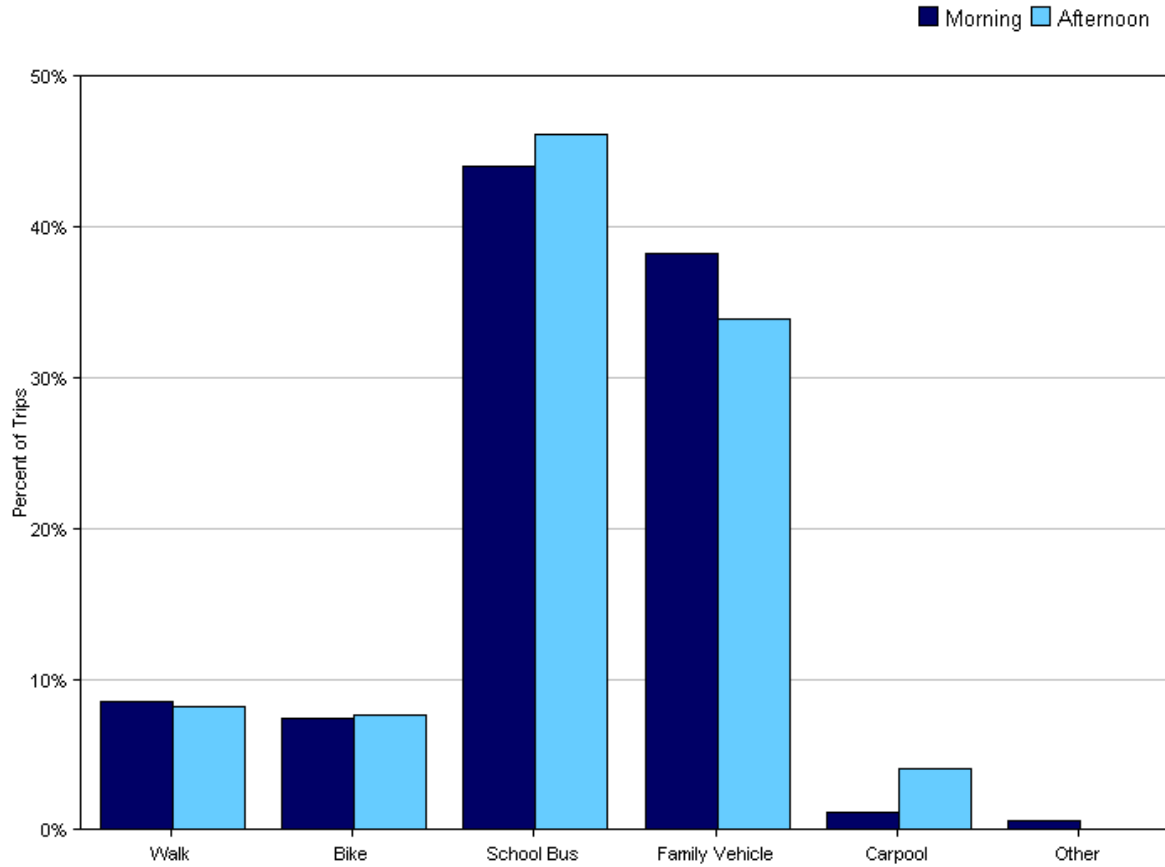


Tally Report Summary

Program Name:	Safe Routes to School	Month and Year Collected:	August 2012
School Name:	Bolinas-Stinson	Set ID:	10516
School Enrollment:	112	Date Report Generated:	12/11/2012
Enrollment within Grades Targeted by SRTS Program:	112	Number of Classrooms Included in Report:	4
Number of Classrooms in School:	7		

This report contains information from parents about their children's trip to and from school. The data used in this report were collected using the in-class Student Travel Tally questionnaire from the National Center for Safe Routes to School.

Morning and Afternoon Travel Mode Comparison

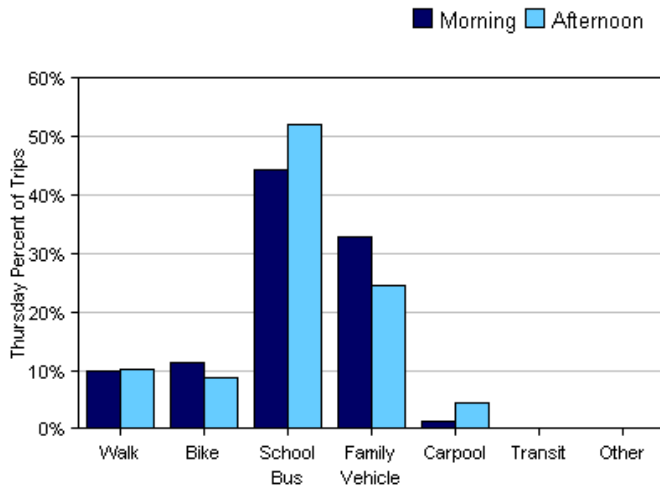
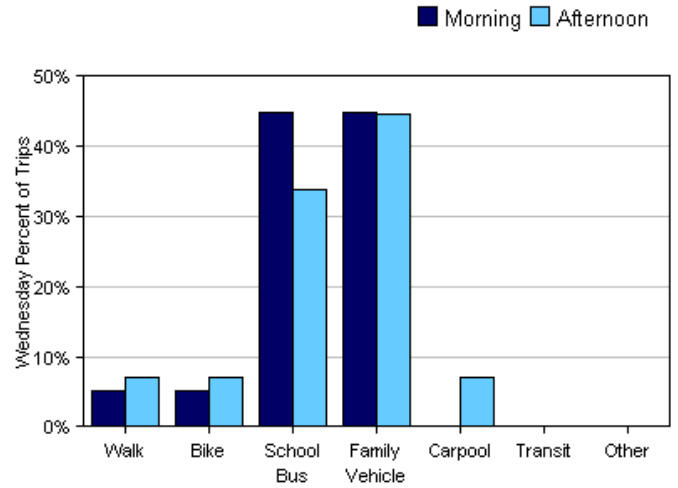
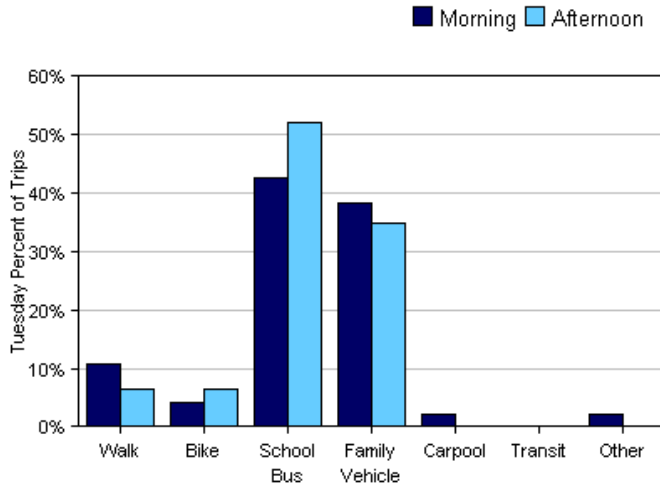


Morning and Afternoon Travel Mode Comparison

	Number of Trips	Walk	Bike	School Bus	Family Vehicle	Carpool	Transit	Other
Morning	175	9%	7%	44%	38%	1%	0%	0.6%
Afternoon	171	8%	8%	46%	34%	4%	0%	0%

Percentages may not total 100% due to rounding.

Morning and Afternoon Travel Mode Comparison by Day

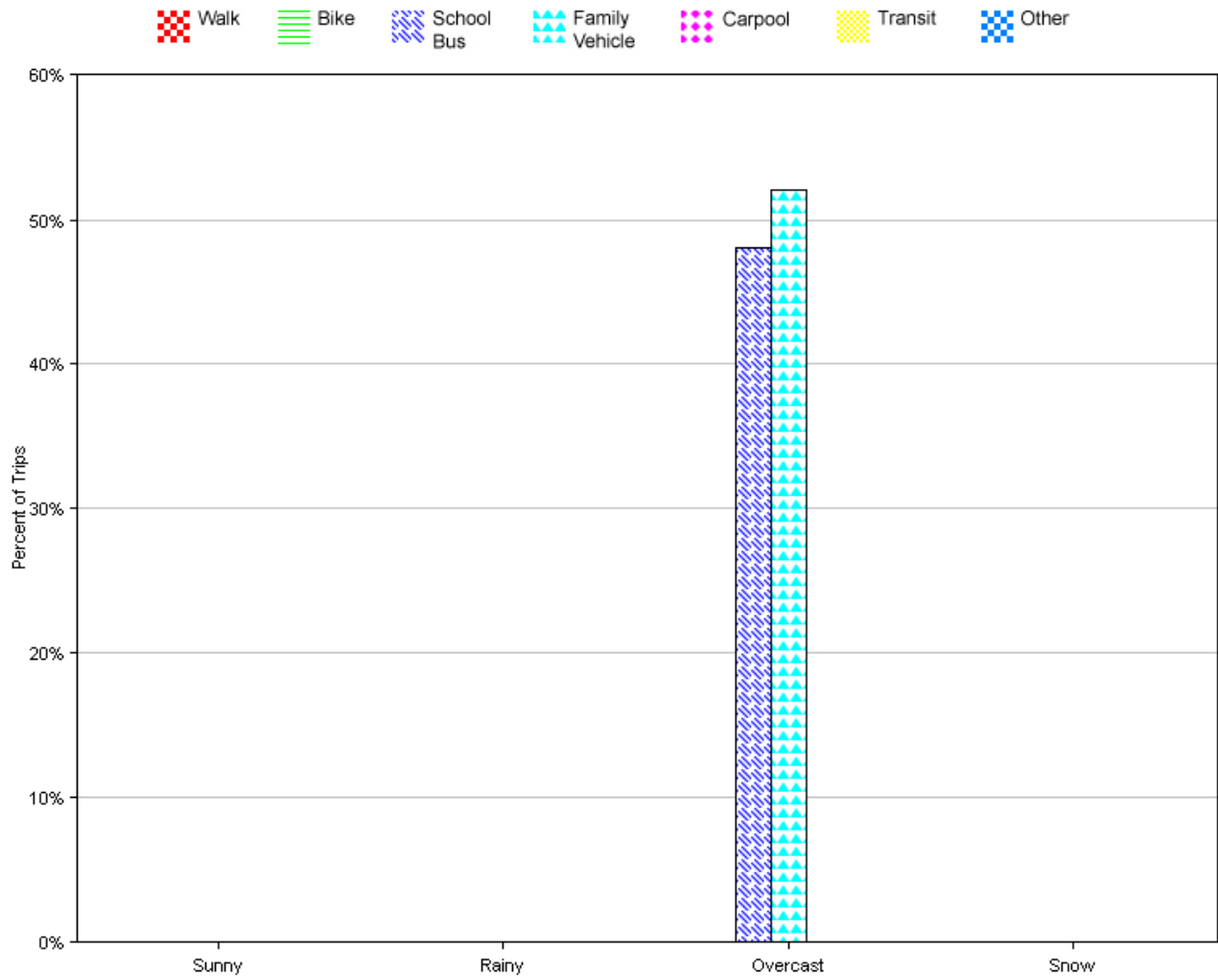


Morning and Afternoon Travel Mode Comparison by Day

	Number of Trips	Walk	Bike	School Bus	Family Vehicle	Carpool	Transit	Other
Tuesday AM	47	11%	4%	43%	38%	2%	0%	2%
Tuesday PM	46	7%	7%	52%	35%	0%	0%	0%
Wednesday AM	58	5%	5%	45%	45%	0%	0%	0%
Wednesday PM	56	7%	7%	34%	45%	7%	0%	0%
Thursday AM	70	10%	11%	44%	33%	1%	0%	0%
Thursday PM	69	10%	9%	52%	25%	4%	0%	0%

Percentages may not total 100% due to rounding.

Travel Mode by Weather Conditions



Travel Mode by Weather Condition

Weather Condition	Number of Trips	Walk	Bike	School Bus	Family Vehicle	Carpool	Transit	Other
Sunny	0	0%	0%	0%	0%	0%	0%	0%
Rainy	0	0%	0%	0%	0%	0%	0%	0%
Overcast	25	0%	0%	48%	52%	0%	0%	0%
Snow	0	0%	0%	0%	0%	0%	0%	0%

Percentages may not total 100% due to rounding.