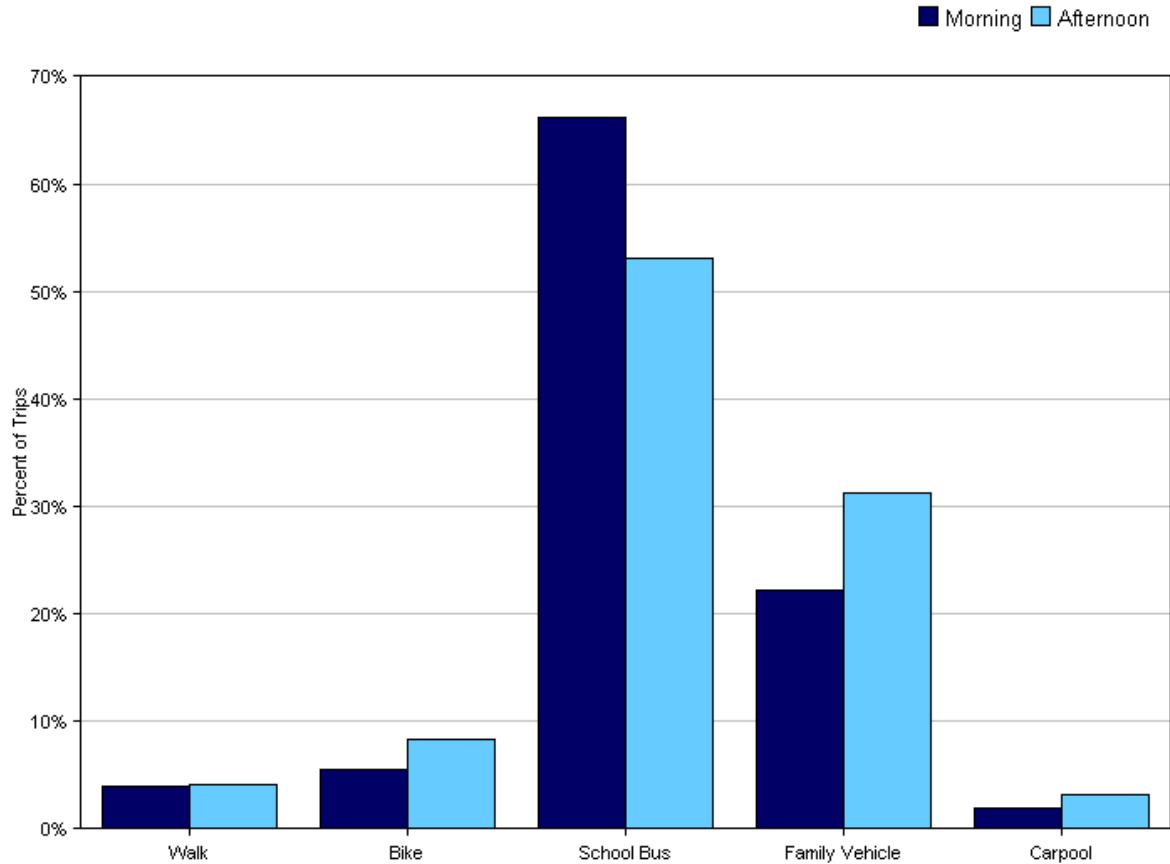


## Tally Report

<b>Program Name:</b>	Safe Routes to School	<b>Month and Year Collected:</b>	September 2010
<b>School Name:</b>	Bolinas-Stinson	<b>Set ID:</b>	5123
<b>School Enrollment:</b>	105	<b>Date Report Generated:</b>	12/09/2010
<b>Enrollment within Grades Targeted by SRTS Program:</b>	105	<b>Number of Classrooms Included in Report:</b>	4
<b>Number of Classrooms in School:</b>	8		

### Morning and Afternoon Travel Mode Comparison

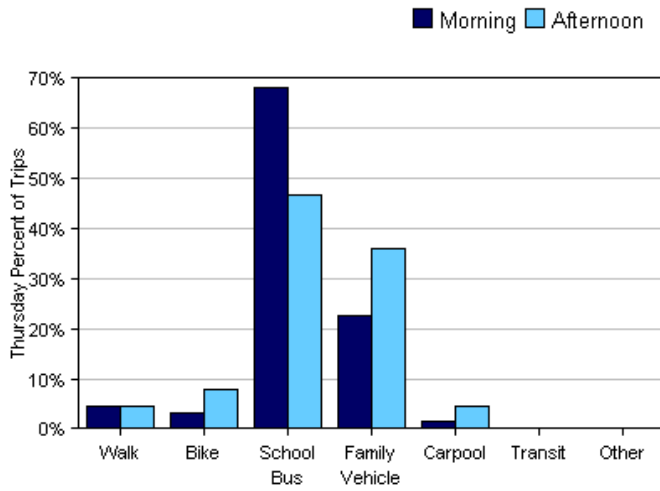
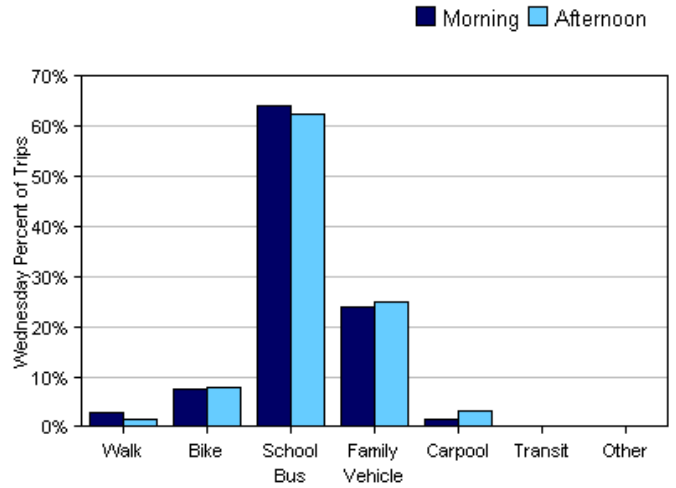
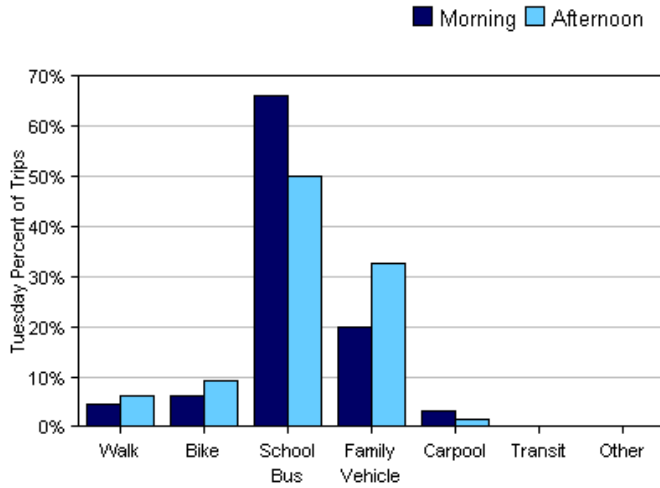


### Morning and Afternoon Travel Mode Comparison

	Number of Trips	Walk	Bike	School Bus	Family Vehicle	Carpool	Transit	Other
Morning	198	4%	6%	66%	22%	2%	0%	0%
Afternoon	192	4%	8%	53%	31%	3%	0%	0%

Percentages may not total 100% due to rounding.

### Morning and Afternoon Travel Mode Comparison by Day

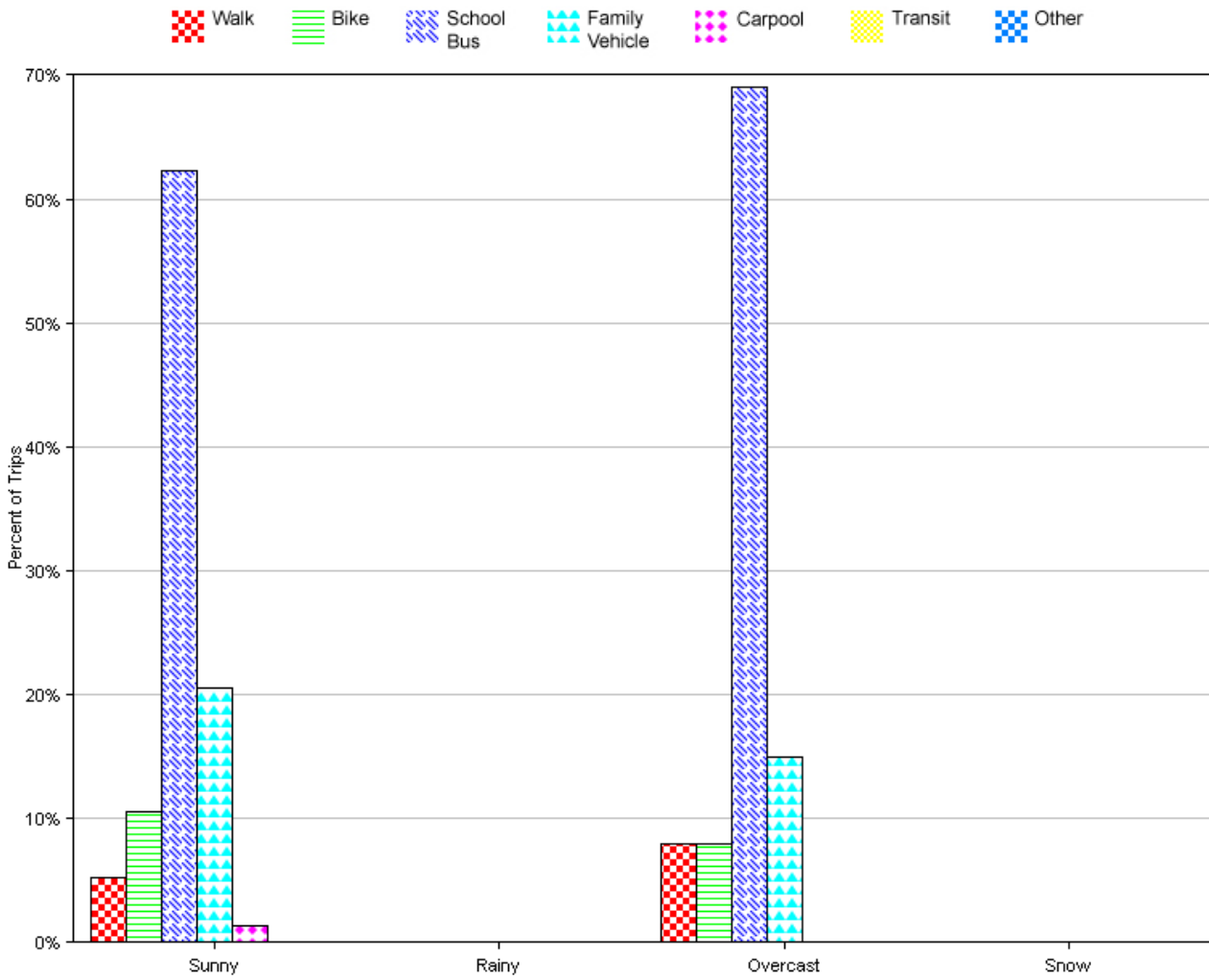


### Morning and Afternoon Travel Mode Comparison by Day

	Number of Trips	Walk	Bike	School Bus	Family Vehicle	Carpool	Transit	Other
Tuesday AM	65	5%	6%	66%	20%	3%	0%	0%
Tuesday PM	64	6%	9%	50%	33%	2%	0%	0%
Wednesday AM	67	3%	7%	64%	24%	1%	0%	0%
Wednesday PM	64	2%	8%	63%	25%	3%	0%	0%
Thursday AM	66	5%	3%	68%	23%	2%	0%	0%
Thursday PM	64	5%	8%	47%	36%	5%	0%	0%

Percentages may not total 100% due to rounding.

### Travel Mode by Weather Conditions



### Travel Mode by Weather Condition

Weather Condition	Number of Trips	Walk	Bike	School Bus	Family Vehicle	Carpool	Transit	Other
Sunny	151	5%	11%	62%	21%	1%	0%	0%
Rainy	0	0%	0%	0%	0%	0%	0%	0%
Overcast	100	8%	8%	69%	15%	0%	0%	0%
Snow	0	0%	0%	0%	0%	0%	0%	0%

Percentages may not total 100% due to rounding.