

# Student Travel Tally Report: One School in One Data Collection Period

**School Name:** Bolinas-Stinson

**Set ID:** 25113

**School Group:** Marin Safe Routes to Schools

**Month and Year Collected:** May 2018

**School Enrollment:** 105

**Date Report Generated:** 06/13/2018

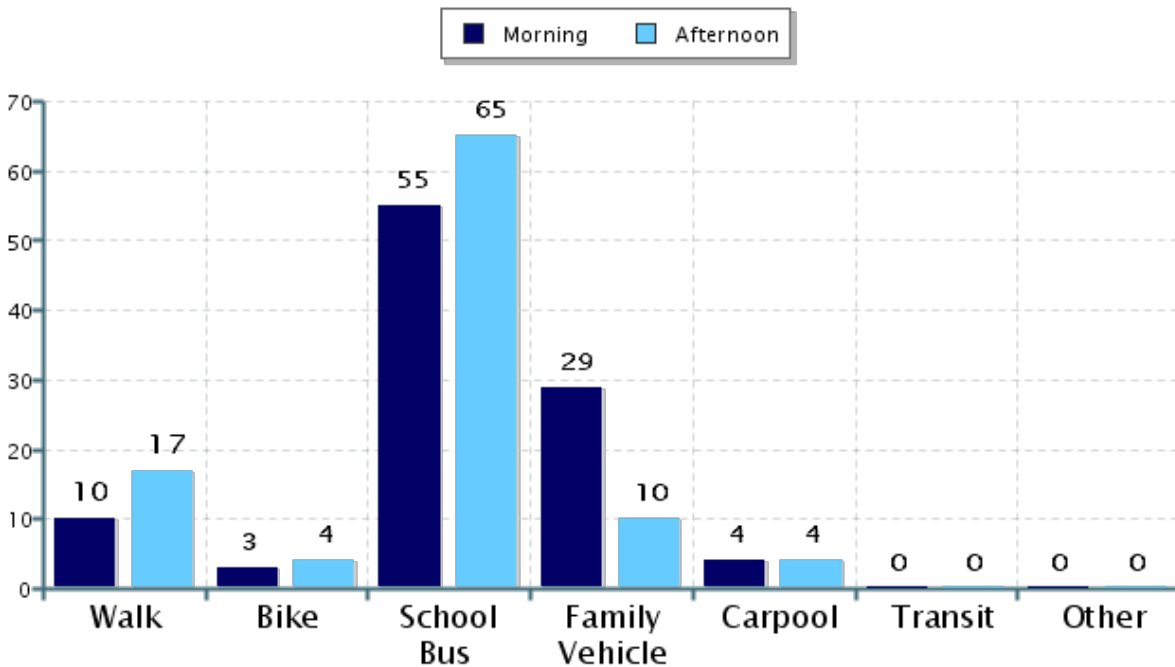
**% of Students reached by SRTS activities:** Don't Know

**Tags:**

**Number of Classrooms  
Included in Report:** 7

This report contains information from your school's classrooms about students' trip to and from school. The data used in this report were collected using the in-class Student Travel Tally questionnaire from the National Center for Safe Routes to School.

## Morning and Afternoon Travel Mode Comparison



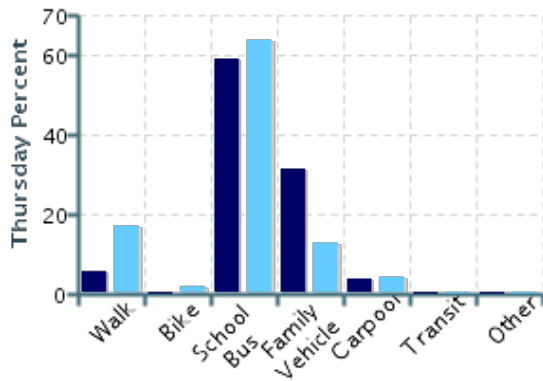
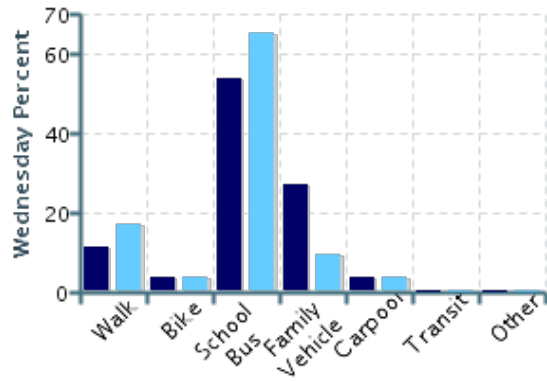
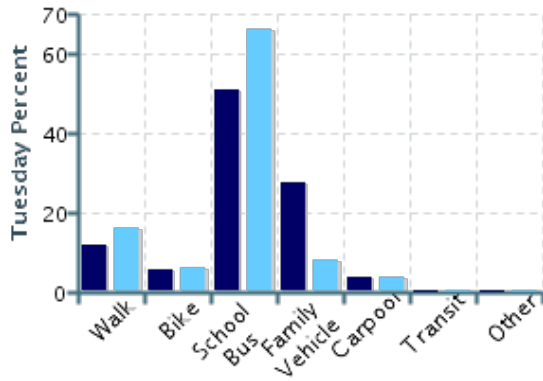
## Morning and Afternoon Travel Mode Comparison

	Number of Trips	Walk	Bike	School Bus	Family Vehicle	Carpool	Transit	Other
Morning	154	10%	3%	55%	29%	4%	0%	0%
Afternoon	149	17%	4%	65%	10%	4%	0%	0%

Percentages may not total 100% due to rounding.

## Morning and Afternoon Travel Mode Comparison by Day

■ Morning ■ Afternoon

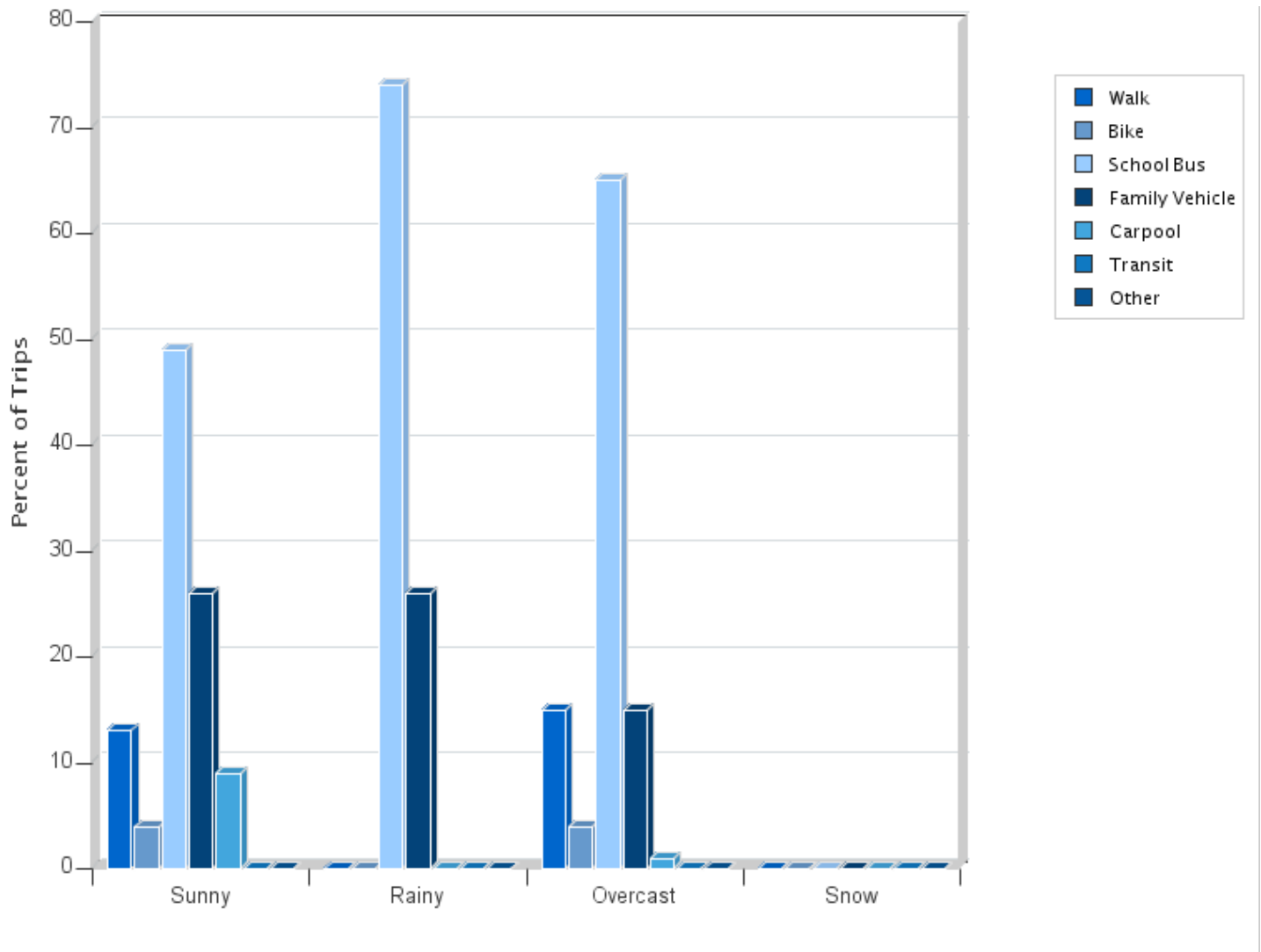


## Morning and Afternoon Travel Mode Comparison by Day

	Number of Trips	Walk	Bike	School Bus	Family Vehicle	Carpool	Transit	Other
Tuesday AM	51	12%	6%	51%	27%	4%	0%	0%
Tuesday PM	50	16%	6%	66%	8%	4%	0%	0%
Wednesday AM	52	12%	4%	54%	27%	4%	0%	0%
Wednesday PM	52	17%	4%	65%	10%	4%	0%	0%
Thursday AM	51	6%	0%	59%	31%	4%	0%	0%
Thursday PM	47	17%	2%	64%	13%	4%	0%	0%

Percentages may not total 100% due to rounding.

### Travel Mode by Weather Conditions



### Travel Mode by Weather Condition

Weather Condition	Number of Trips	Walk	Bike	School Bus	Family Vehicle	Carpool	Transit	Other
Sunny	113	13%	4%	49%	26%	9%	0%	0%
Rainy	19	0%	0%	74%	26%	0%	0%	0%
Overcast	171	15%	4%	65%	15%	1%	0%	0%
Snow	0	0%	0%	0%	0%	0%	0%	0%

Percentages may not total 100% due to rounding.