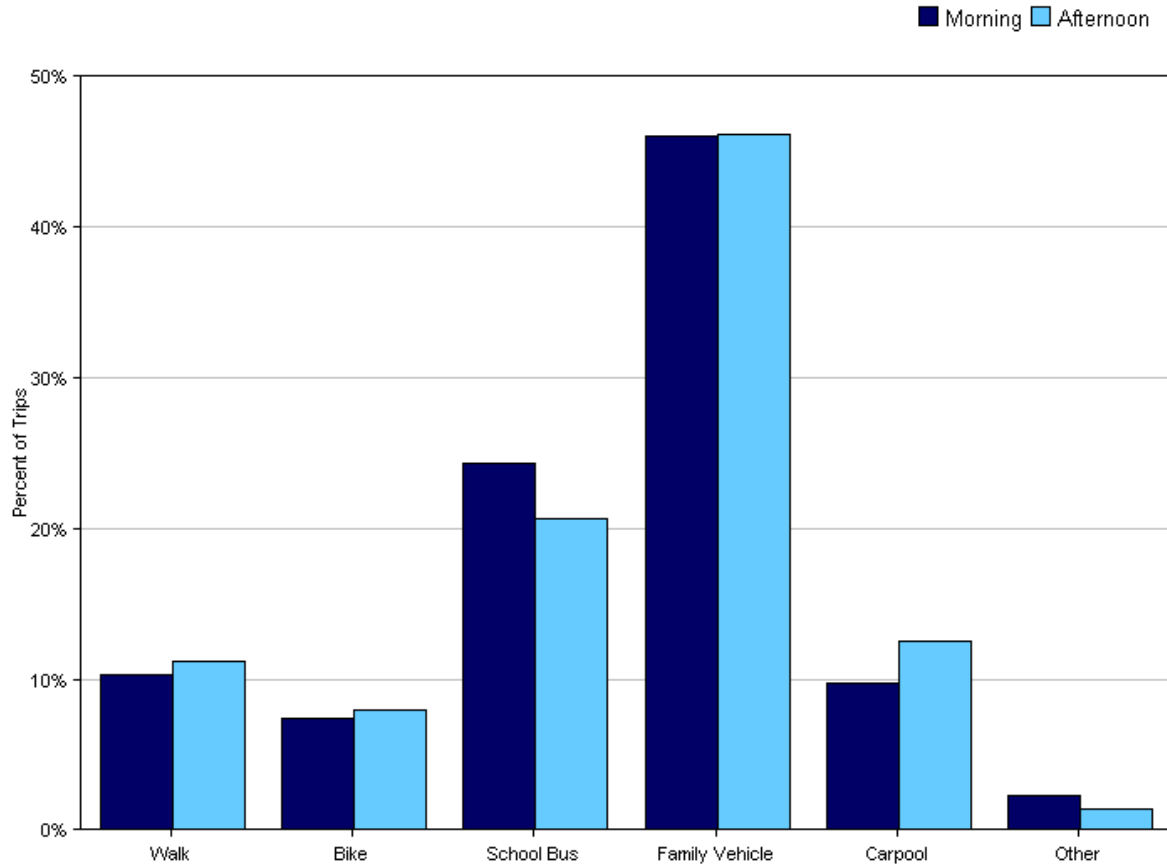


Tally Report Summary

Program Name:	Safe Routes to School	Month and Year Collected:	September 2011
School Name:	Bel Aire	Set ID:	8028
School Enrollment:	470	Date Report Generated:	01/06/2012
Enrollment within Grades Targeted by SRTS Program:	470	Number of Classrooms Included in Report:	20
Number of Classrooms in School:	23		

This report contains information from parents about their children's trip to and from school. The data used in this report were collected using the in-class Student Travel Tally questionnaire from the National Center for Safe Routes to School.

Morning and Afternoon Travel Mode Comparison

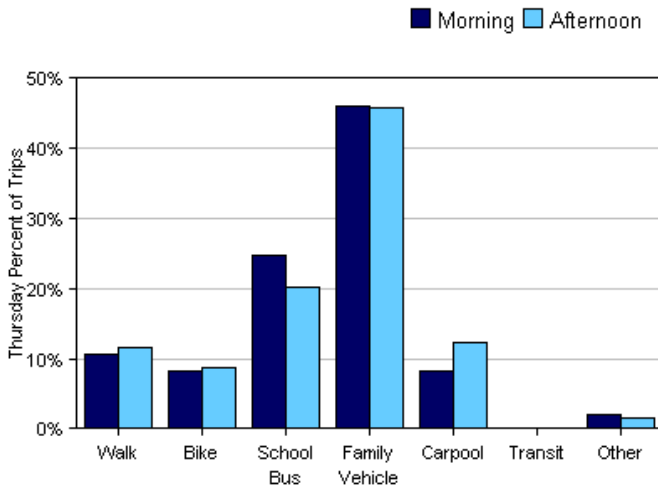
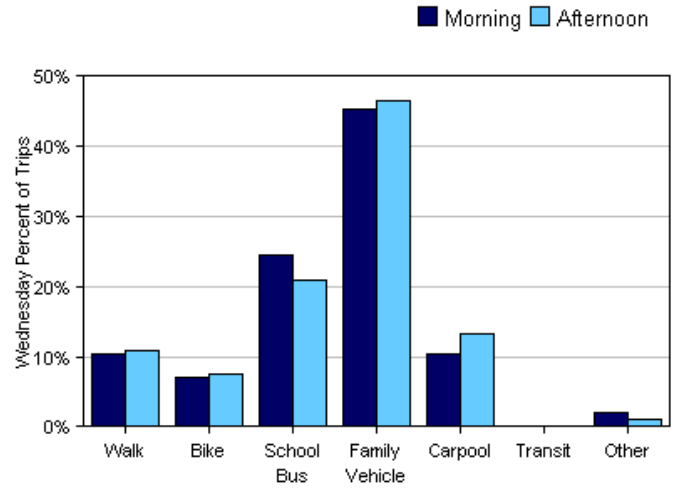
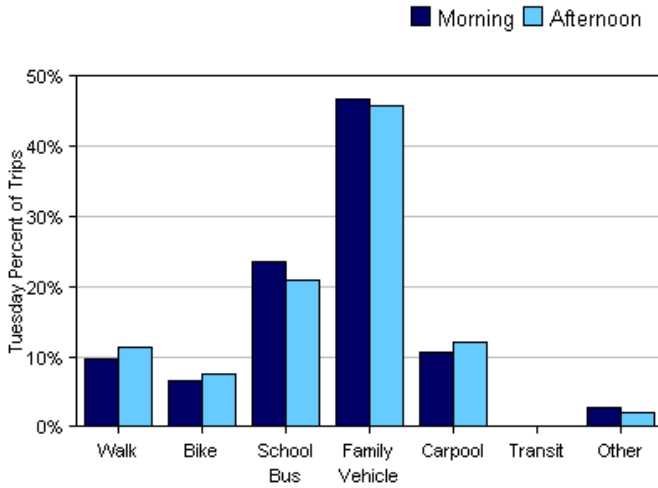


Morning and Afternoon Travel Mode Comparison

	Number of Trips	Walk	Bike	School Bus	Family Vehicle	Carpool	Transit	Other
Morning	1251	10%	7%	24%	46%	10%	0%	2%
Afternoon	1177	11%	8%	21%	46%	13%	0%	1%

Percentages may not total 100% due to rounding.

Morning and Afternoon Travel Mode Comparison by Day

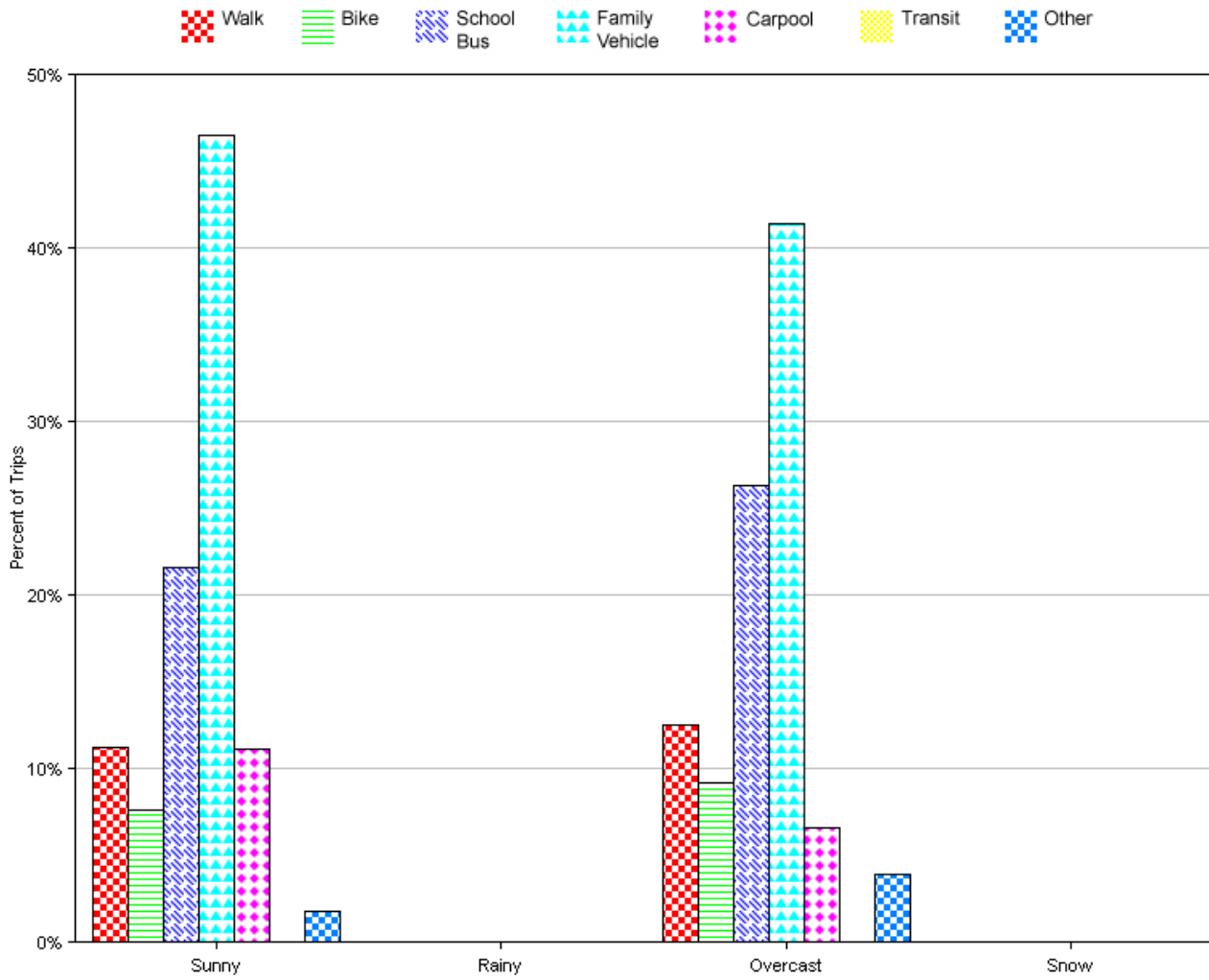


Morning and Afternoon Travel Mode Comparison by Day

	Number of Trips	Walk	Bike	School Bus	Family Vehicle	Carpool	Transit	Other
Tuesday AM	374	10%	7%	24%	47%	11%	0%	3%
Tuesday PM	353	11%	8%	21%	46%	12%	0%	2%
Wednesday AM	439	10%	7%	25%	45%	10%	0%	2%
Wednesday PM	416	11%	7%	21%	47%	13%	0%	1.0%
Thursday AM	438	11%	8%	25%	46%	8%	0%	2%
Thursday PM	408	12%	9%	20%	46%	12%	0%	1%

Percentages may not total 100% due to rounding.

Travel Mode by Weather Conditions



Travel Mode by Weather Condition

Weather Condition	Number of Trips	Walk	Bike	School Bus	Family Vehicle	Carpool	Transit	Other
Sunny	1738	11%	8%	22%	47%	11%	0%	2%
Rainy	0	0%	0%	0%	0%	0%	0%	0%
Overcast	152	13%	9%	26%	41%	7%	0%	4%
Snow	0	0%	0%	0%	0%	0%	0%	0%

Percentages may not total 100% due to rounding.