

# Student Travel Tally Report: One School in One Data Collection Period

**School Name:** Bel Aire

**Set ID:** 25112

**School Group:** Marin Safe Routes to Schools

**Month and Year Collected:** May 2018

**School Enrollment:** 510

**Date Report Generated:** 06/13/2018

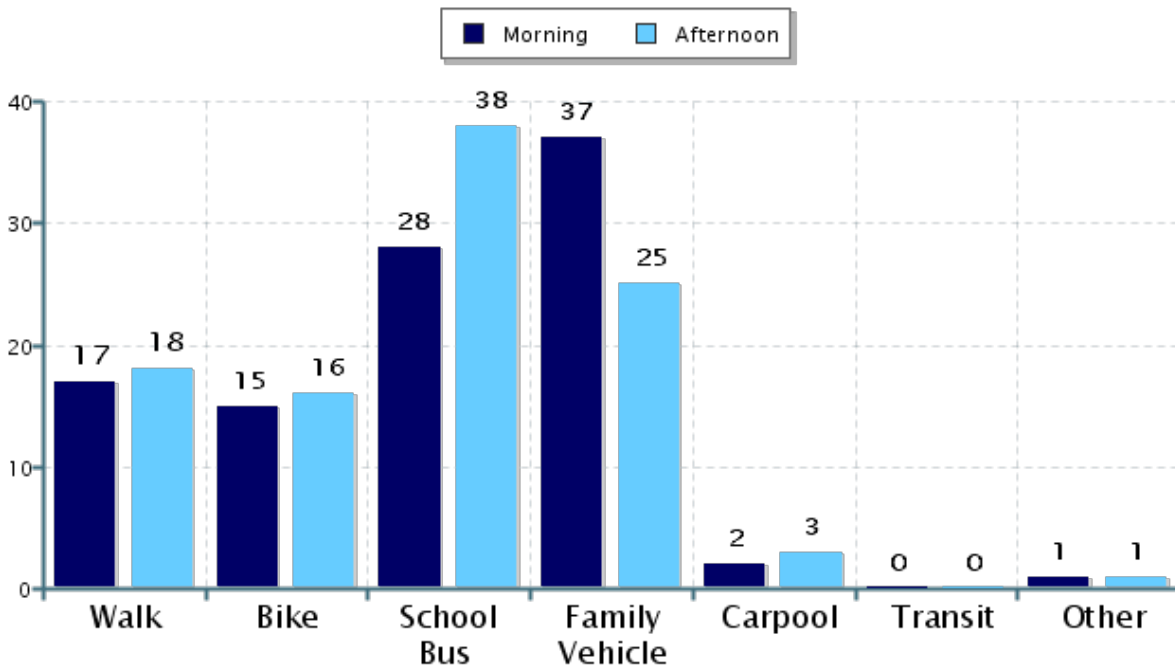
**% of Students reached by SRTS activities:** Don't Know

**Tags:**

**Number of Classrooms  
Included in Report:** 23

This report contains information from your school's classrooms about students' trip to and from school. The data used in this report were collected using the in-class Student Travel Tally questionnaire from the National Center for Safe Routes to School.

## Morning and Afternoon Travel Mode Comparison



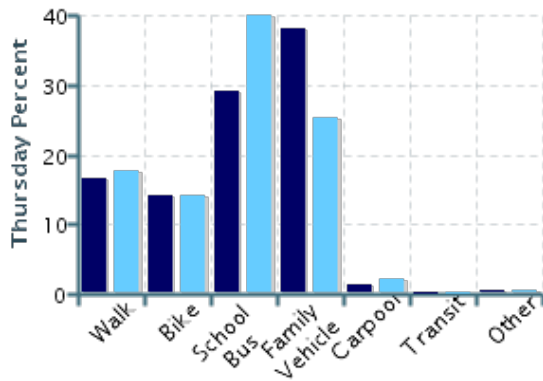
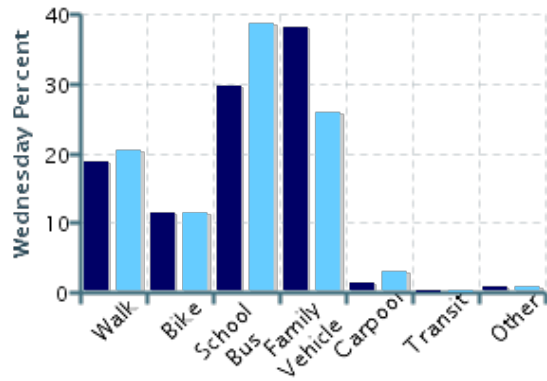
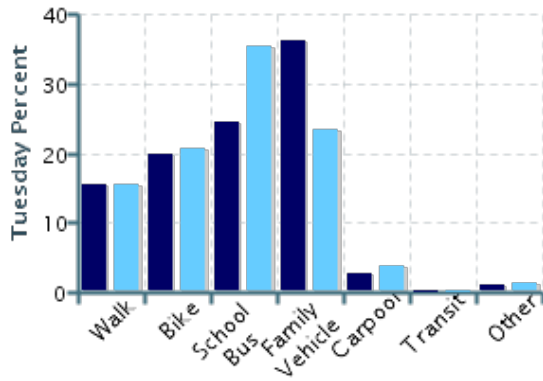
## Morning and Afternoon Travel Mode Comparison

	Number of Trips	Walk	Bike	School Bus	Family Vehicle	Carpool	Transit	Other
Morning	1153	17%	15%	28%	37%	2%	0%	0.9%
Afternoon	1136	18%	16%	38%	25%	3%	0%	0.9%

Percentages may not total 100% due to rounding.

## Morning and Afternoon Travel Mode Comparison by Day

■ Morning      ■ Afternoon

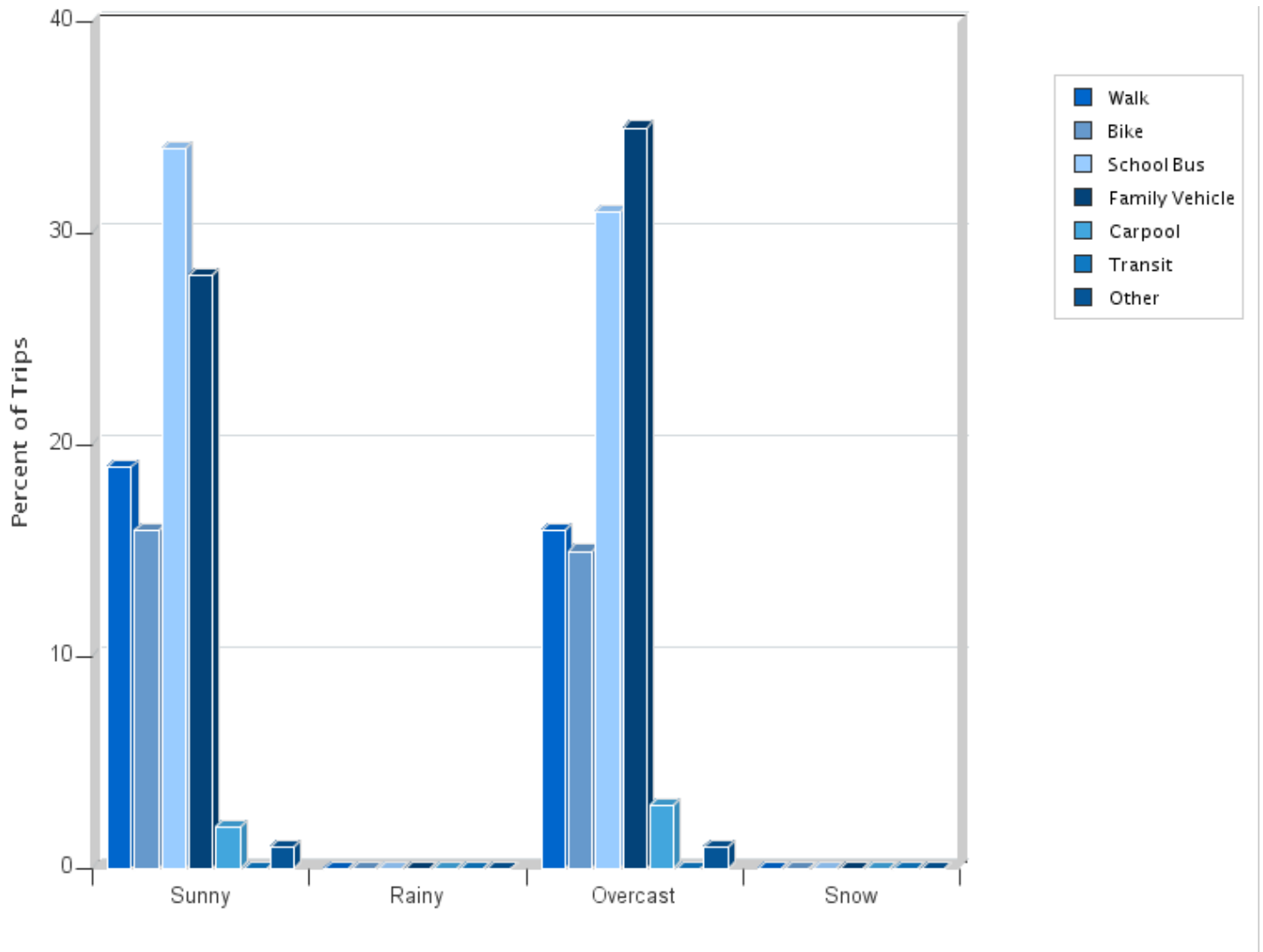


## Morning and Afternoon Travel Mode Comparison by Day

	Number of Trips	Walk	Bike	School Bus	Family Vehicle	Carpool	Transit	Other
Tuesday AM	416	16%	20%	25%	36%	3%	0%	1%
Tuesday PM	405	16%	21%	35%	23%	4%	0%	1%
Wednesday AM	386	19%	11%	30%	38%	1%	0%	0.8%
Wednesday PM	384	20%	11%	39%	26%	3%	0%	0.8%
Thursday AM	351	17%	14%	29%	38%	1%	0%	0.6%
Thursday PM	347	18%	14%	40%	25%	2%	0%	0.6%

Percentages may not total 100% due to rounding.

## Travel Mode by Weather Conditions



## Travel Mode by Weather Condition

Weather Condition	Number of Trips	Walk	Bike	School Bus	Family Vehicle	Carpool	Transit	Other
Sunny	1231	19%	16%	34%	28%	2%	0%	1%
Rainy	0	0%	0%	0%	0%	0%	0%	0%
Overcast	1058	16%	15%	31%	35%	3%	0%	0.6%
Snow	0	0%	0%	0%	0%	0%	0%	0%

Percentages may not total 100% due to rounding.