

Student Travel Tally Report: One School in One Data Collection Period

School Name: Bel Aire

Set ID: 22444

School Group: Marin Safe Routes to Schools

Month and Year Collected: May 2017

School Enrollment: 553

Date Report Generated: 06/28/2017

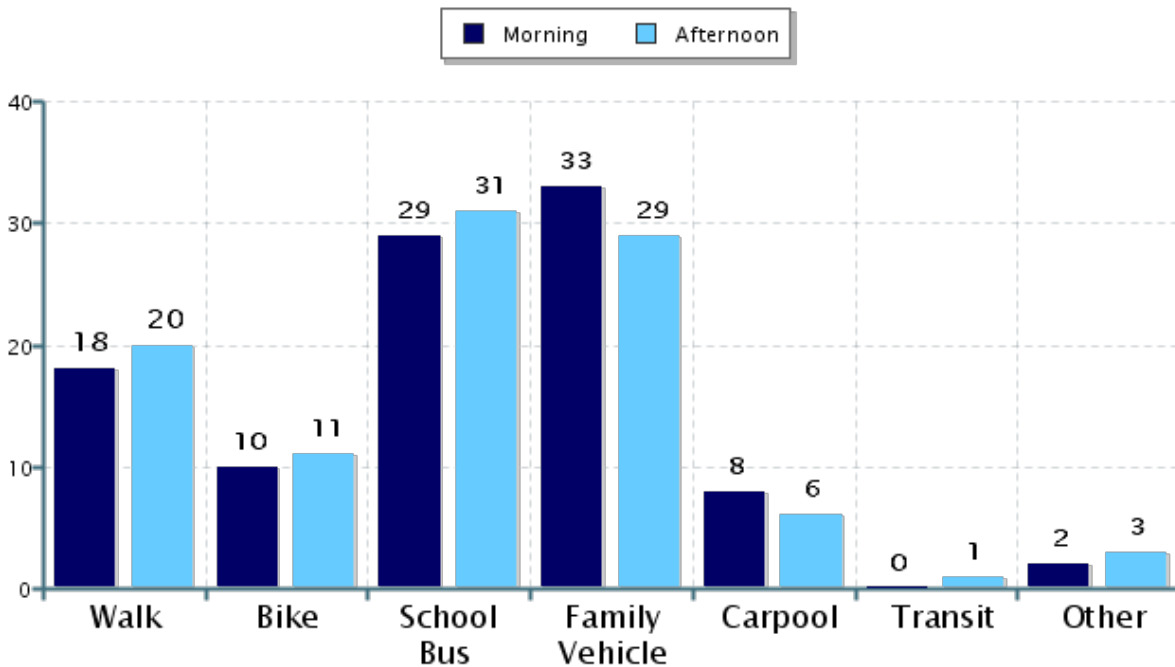
% of Students reached by SRTS activities: Don't Know

Tags:

**Number of Classrooms
Included in Report:** 26

This report contains information from your school's classrooms about students' trip to and from school. The data used in this report were collected using the in-class Student Travel Tally questionnaire from the National Center for Safe Routes to School.

Morning and Afternoon Travel Mode Comparison



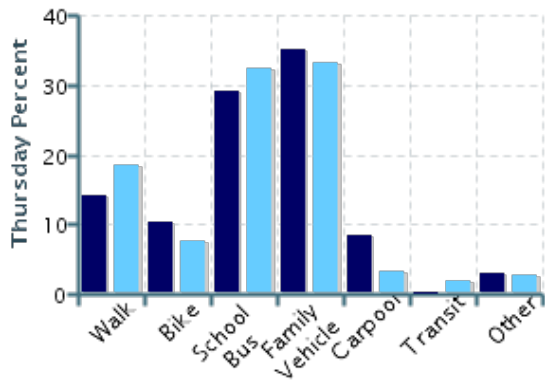
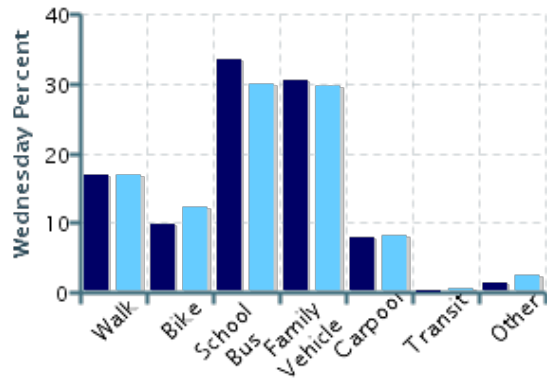
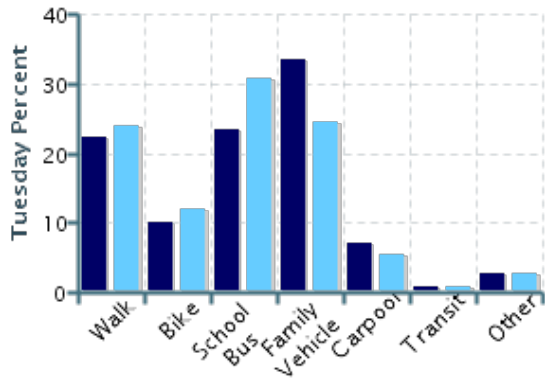
Morning and Afternoon Travel Mode Comparison

	Number of Trips	Walk	Bike	School Bus	Family Vehicle	Carpool	Transit	Other
Morning	1080	18%	10%	29%	33%	8%	0.3%	2%
Afternoon	1095	20%	11%	31%	29%	6%	1%	3%

Percentages may not total 100% due to rounding.

Morning and Afternoon Travel Mode Comparison by Day

■ Morning ■ Afternoon

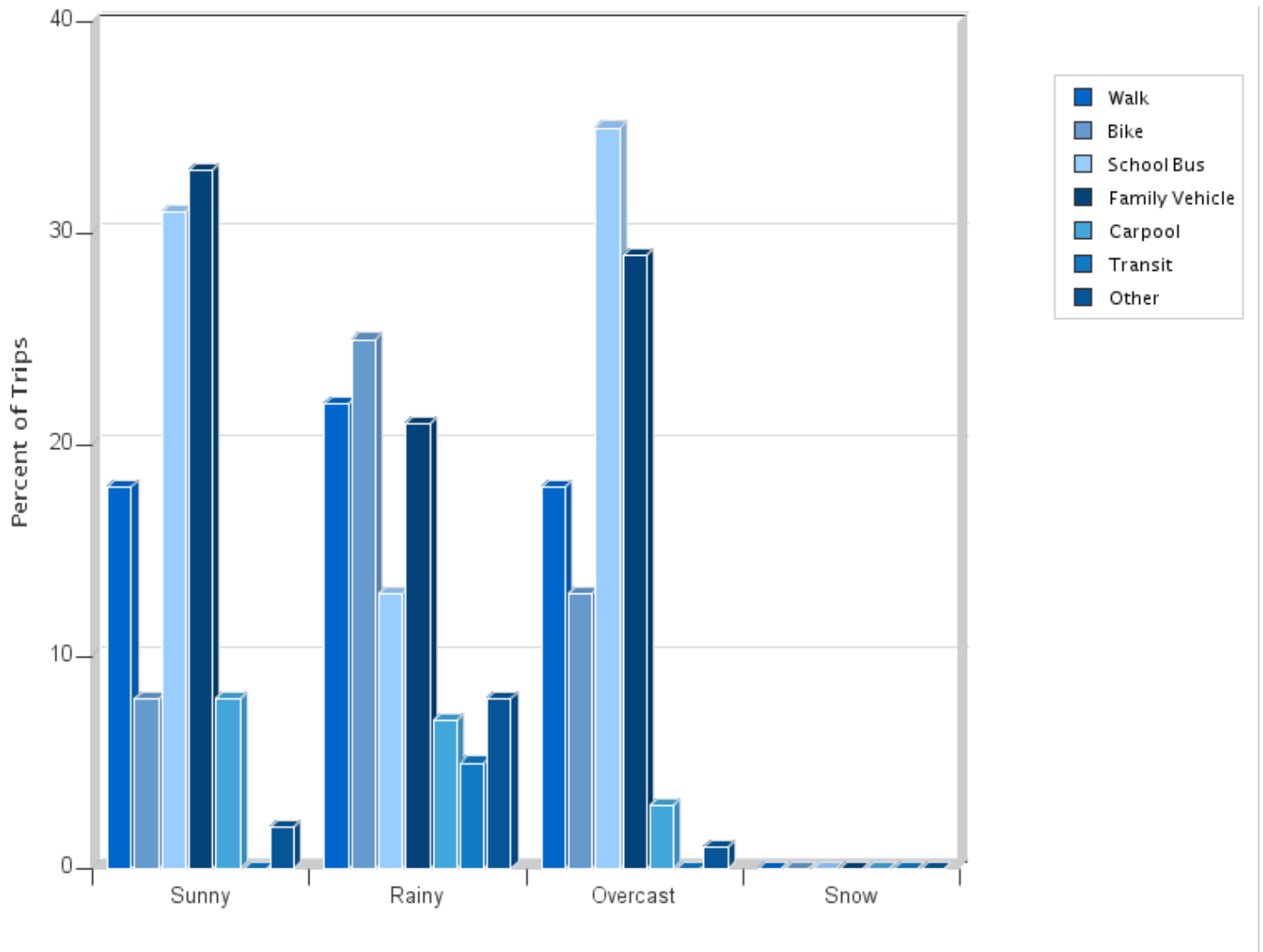


Morning and Afternoon Travel Mode Comparison by Day

	Number of Trips	Walk	Bike	School Bus	Family Vehicle	Carpool	Transit	Other
Tuesday AM	337	22%	10%	23%	34%	7%	0.9%	3%
Tuesday PM	335	24%	12%	31%	24%	5%	0.9%	3%
Wednesday AM	401	17%	10%	33%	30%	8%	0%	1%
Wednesday PM	400	17%	12%	30%	30%	8%	0.5%	3%
Thursday AM	342	14%	10%	29%	35%	8%	0%	3%
Thursday PM	360	19%	8%	33%	33%	3%	2%	3%

Percentages may not total 100% due to rounding.

Travel Mode by Weather Conditions



Travel Mode by Weather Condition

Weather Condition	Number of Trips	Walk	Bike	School Bus	Family Vehicle	Carpool	Transit	Other
Sunny	1606	18%	8%	31%	33%	8%	0.3%	2%
Rainy	208	22%	25%	13%	21%	7%	5%	8%
Overcast	361	18%	13%	35%	29%	3%	0%	1%
Snow	0	0%	0%	0%	0%	0%	0%	0%

Percentages may not total 100% due to rounding.