

Student Travel Tally Report: One School in One Data Collection Period

School Name: Bel Aire

Set ID: 20471

School Group: Marin Safe Routes to Schools

Month and Year Collected: May 2016

School Enrollment: 553

Date Report Generated: 11/25/2016

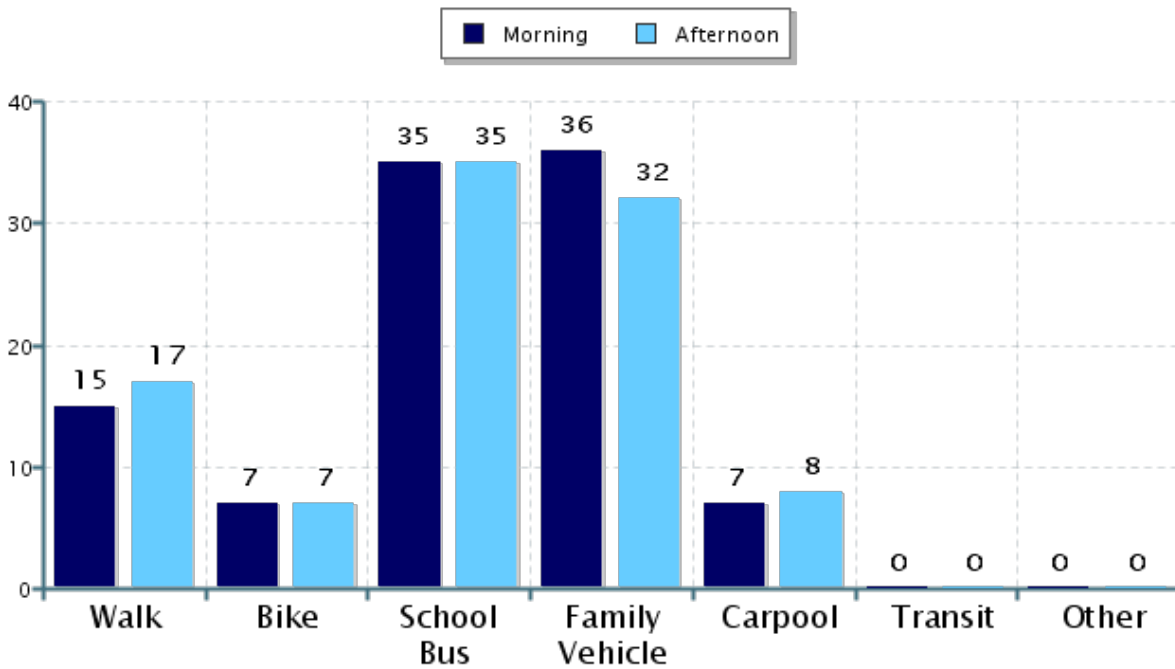
% of Students reached by SRTS activities: Don't Know

Tags: 2016 Spring Student Tally

**Number of Classrooms
Included in Report:** 20

This report contains information from your school's classrooms about students' trip to and from school. The data used in this report were collected using the in-class Student Travel Tally questionnaire from the National Center for Safe Routes to School.

Morning and Afternoon Travel Mode Comparison



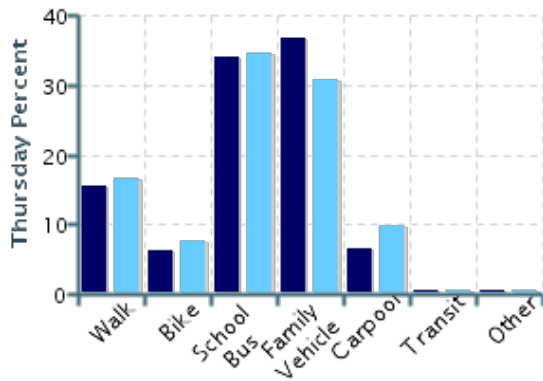
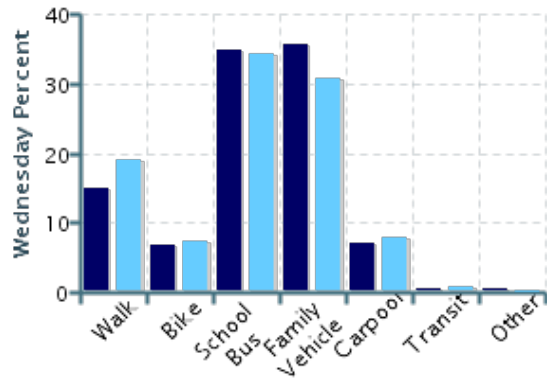
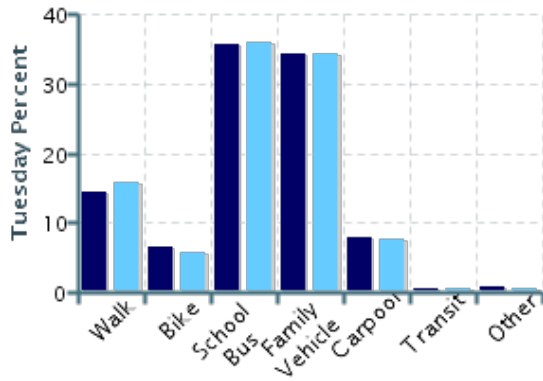
Morning and Afternoon Travel Mode Comparison

	Number of Trips	Walk	Bike	School Bus	Family Vehicle	Carpool	Transit	Other
Morning	1269	15%	7%	35%	36%	7%	0.3%	0.5%
Afternoon	1198	17%	7%	35%	32%	8%	0.4%	0.3%

Percentages may not total 100% due to rounding.

Morning and Afternoon Travel Mode Comparison by Day

■ Morning ■ Afternoon

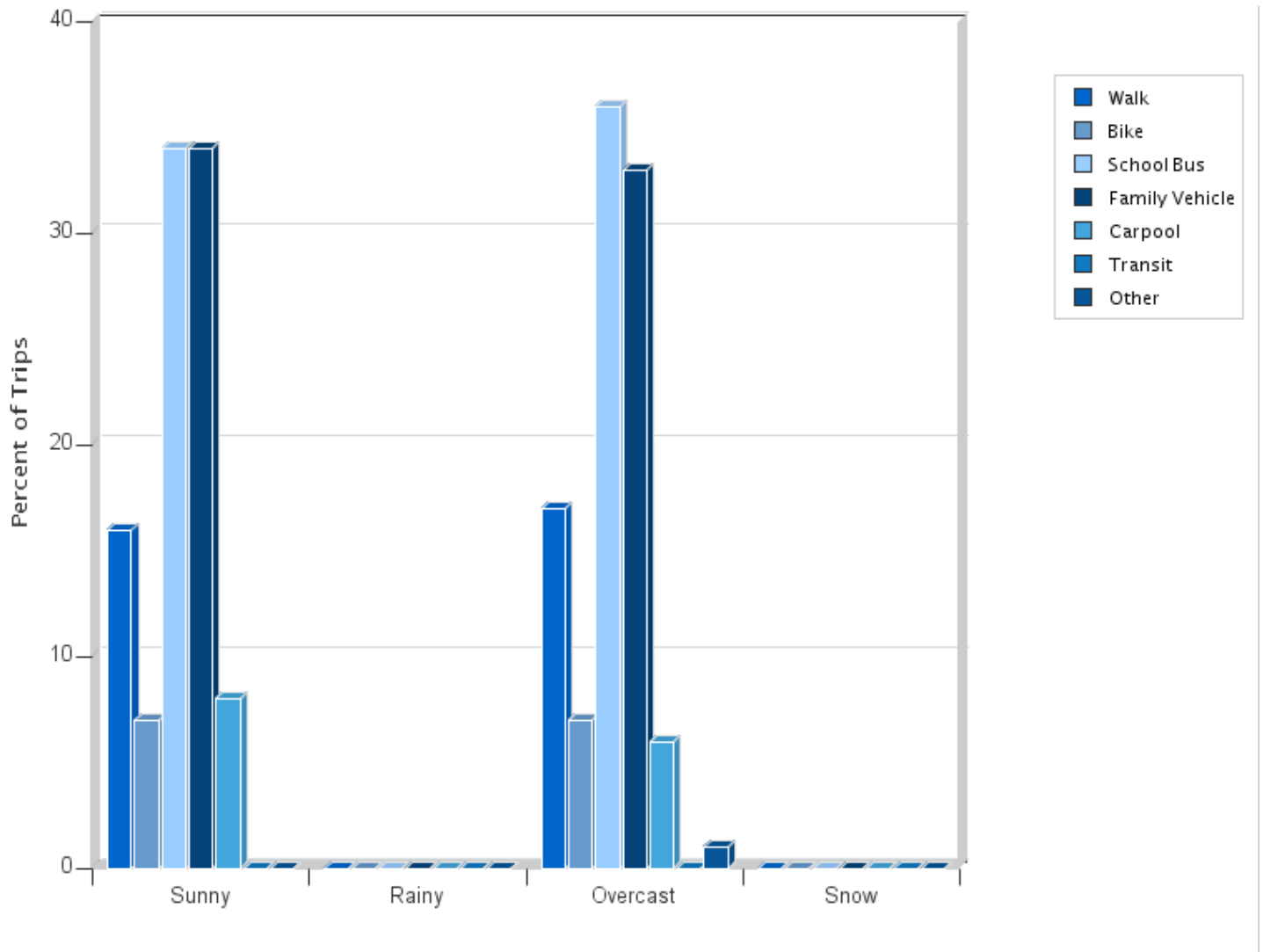


Morning and Afternoon Travel Mode Comparison by Day

	Number of Trips	Walk	Bike	School Bus	Family Vehicle	Carpool	Transit	Other
Tuesday AM	414	14%	7%	36%	34%	8%	0.2%	0.7%
Tuesday PM	386	16%	6%	36%	34%	8%	0.3%	0.5%
Wednesday AM	439	15%	7%	35%	36%	7%	0.5%	0.2%
Wednesday PM	415	19%	7%	34%	31%	8%	0.7%	0%
Thursday AM	416	16%	6%	34%	37%	6%	0.2%	0.5%
Thursday PM	397	17%	8%	35%	31%	10%	0.3%	0.5%

Percentages may not total 100% due to rounding.

Travel Mode by Weather Conditions



Travel Mode by Weather Condition

Weather Condition	Number of Trips	Walk	Bike	School Bus	Family Vehicle	Carpool	Transit	Other
Sunny	1154	16%	7%	34%	34%	8%	0.3%	0.4%
Rainy	0	0%	0%	0%	0%	0%	0%	0%
Overcast	991	17%	7%	36%	33%	6%	0.4%	0.5%
Snow	0	0%	0%	0%	0%	0%	0%	0%

Percentages may not total 100% due to rounding.