

Student Travel Tally Report: One School in One Data Collection Period

School Name: Bel Aire

Set ID: 26521

School Group: Marin Safe Routes to Schools

Month and Year Collected: September 2018

School Enrollment: 510

Date Report Generated: 11/16/2018

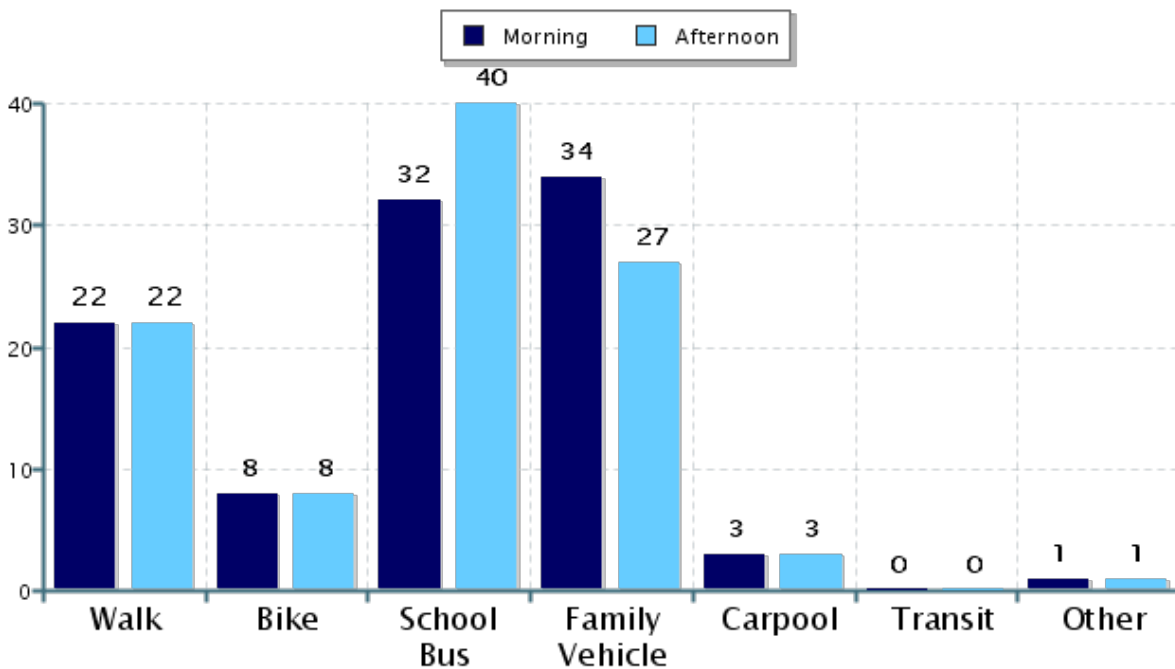
% of Students reached by SRTS activities: Don't Know

Tags:

**Number of Classrooms
Included in Report:** 18

This report contains information from your school's classrooms about students' trip to and from school. The data used in this report were collected using the in-class Student Travel Tally questionnaire from the National Center for Safe Routes to School.

Morning and Afternoon Travel Mode Comparison



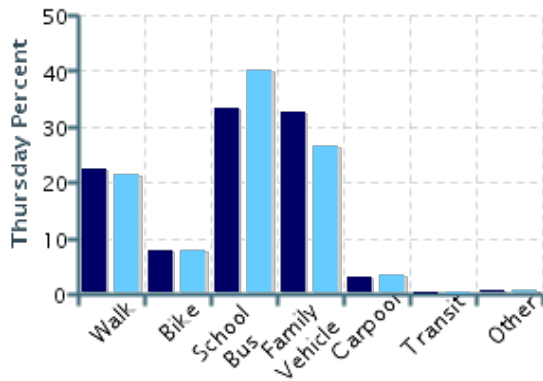
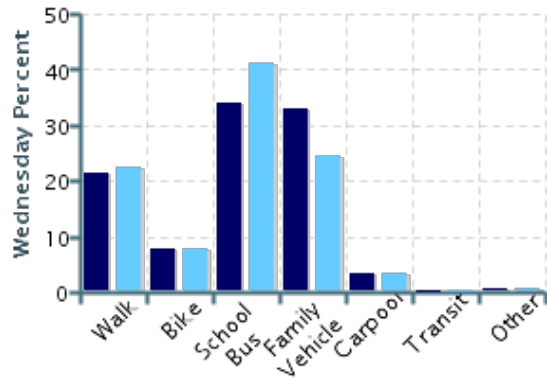
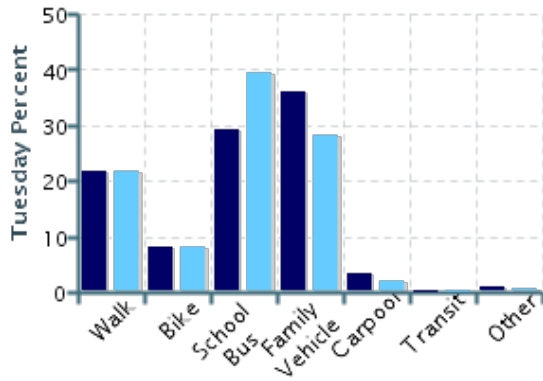
Morning and Afternoon Travel Mode Comparison

	Number of Trips	Walk	Bike	School Bus	Family Vehicle	Carpool	Transit	Other
Morning	692	22%	8%	32%	34%	3%	0%	0.7%
Afternoon	680	22%	8%	40%	27%	3%	0%	0.6%

Percentages may not total 100% due to rounding.

Morning and Afternoon Travel Mode Comparison by Day

■ Morning ■ Afternoon

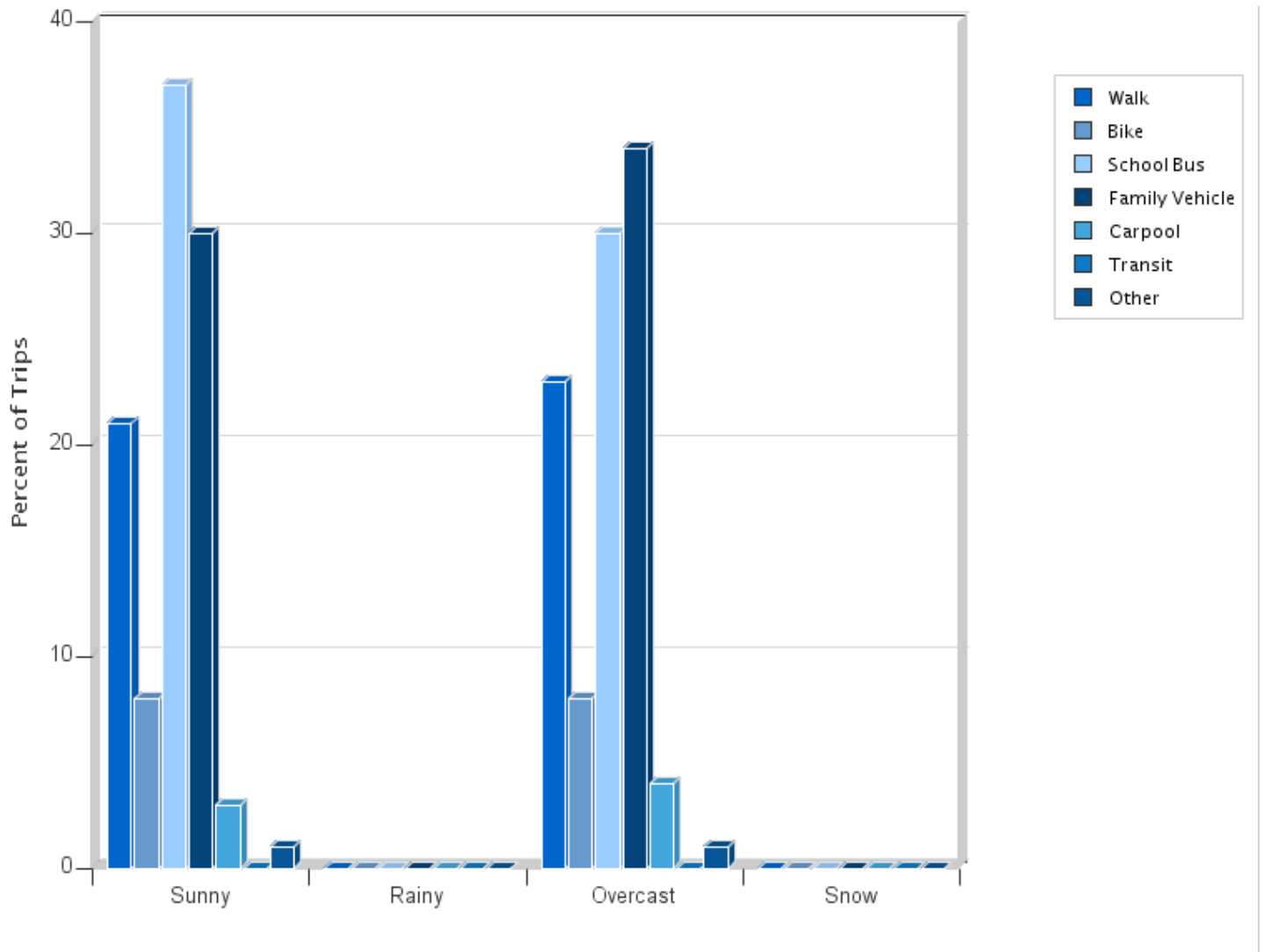


Morning and Afternoon Travel Mode Comparison by Day

	Number of Trips	Walk	Bike	School Bus	Family Vehicle	Carpool	Transit	Other
Tuesday AM	266	22%	8%	29%	36%	3%	0%	1%
Tuesday PM	262	22%	8%	39%	28%	2%	0%	0.8%
Wednesday AM	209	22%	8%	34%	33%	3%	0%	0.5%
Wednesday PM	204	23%	8%	41%	25%	3%	0%	0.5%
Thursday AM	217	23%	8%	33%	33%	3%	0%	0.5%
Thursday PM	214	21%	8%	40%	27%	3%	0%	0.5%

Percentages may not total 100% due to rounding.

Travel Mode by Weather Conditions



Travel Mode by Weather Condition

Weather Condition	Number of Trips	Walk	Bike	School Bus	Family Vehicle	Carpool	Transit	Other
Sunny	990	21%	8%	37%	30%	3%	0%	0.6%
Rainy	0	0%	0%	0%	0%	0%	0%	0%
Overcast	334	23%	8%	30%	34%	4%	0%	0.9%
Snow	0	0%	0%	0%	0%	0%	0%	0%

Percentages may not total 100% due to rounding.