

Student Travel Tally Report: One School in One Data Collection Period

School Name: Bel Aire

Set ID: 23926

School Group: Marin Safe Routes to Schools

Month and Year Collected: August 2017

School Enrollment: 553

Date Report Generated: 02/05/2018

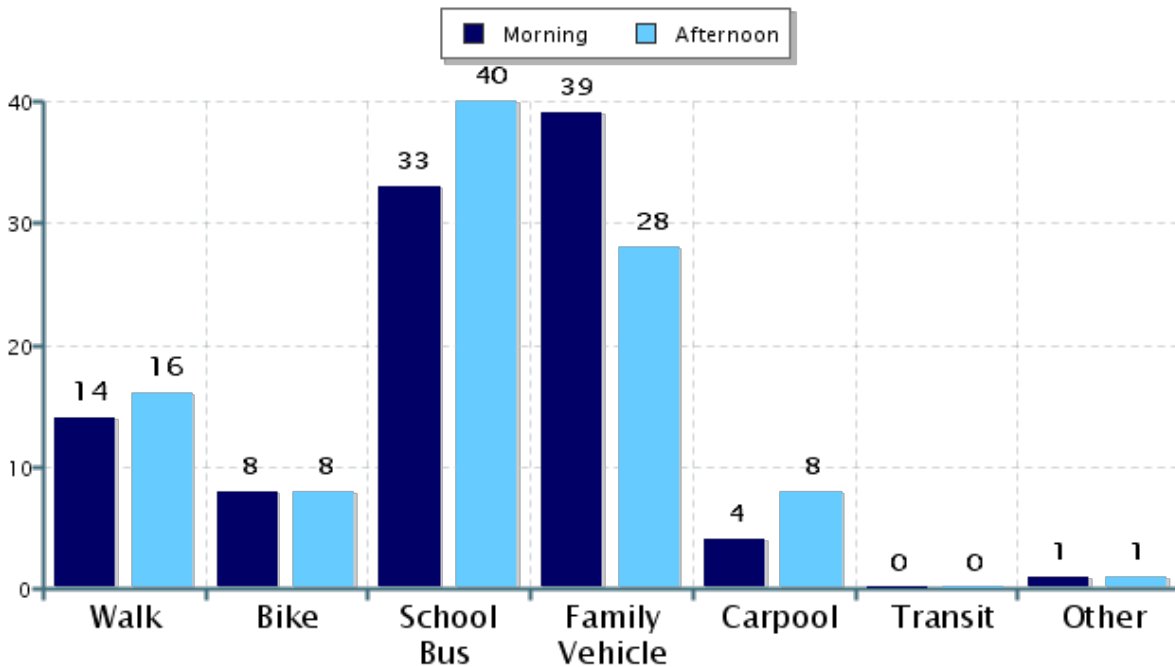
% of Students reached by SRTS activities: Don't Know

Tags:

**Number of Classrooms
Included in Report:** 25

This report contains information from your school's classrooms about students' trip to and from school. The data used in this report were collected using the in-class Student Travel Tally questionnaire from the National Center for Safe Routes to School.

Morning and Afternoon Travel Mode Comparison



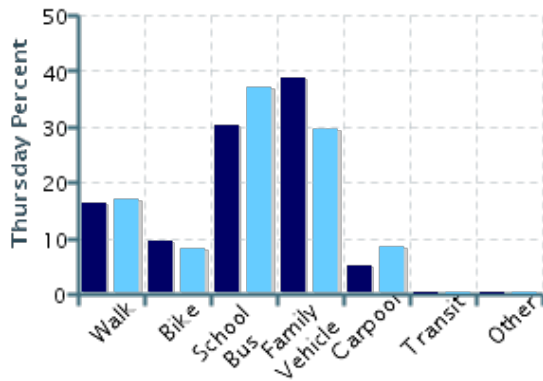
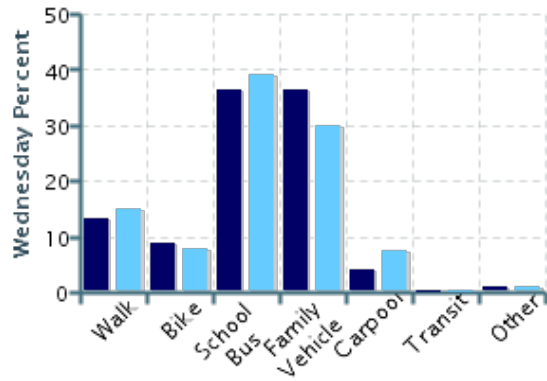
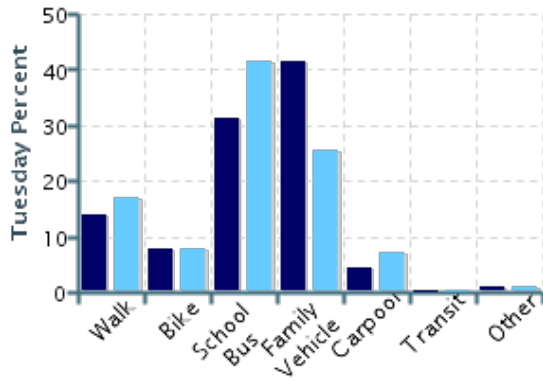
Morning and Afternoon Travel Mode Comparison

	Number of Trips	Walk	Bike	School Bus	Family Vehicle	Carpool	Transit	Other
Morning	1026	14%	8%	33%	39%	4%	0%	0.8%
Afternoon	1036	16%	8%	40%	28%	8%	0%	0.8%

Percentages may not total 100% due to rounding.

Morning and Afternoon Travel Mode Comparison by Day

■ Morning ■ Afternoon

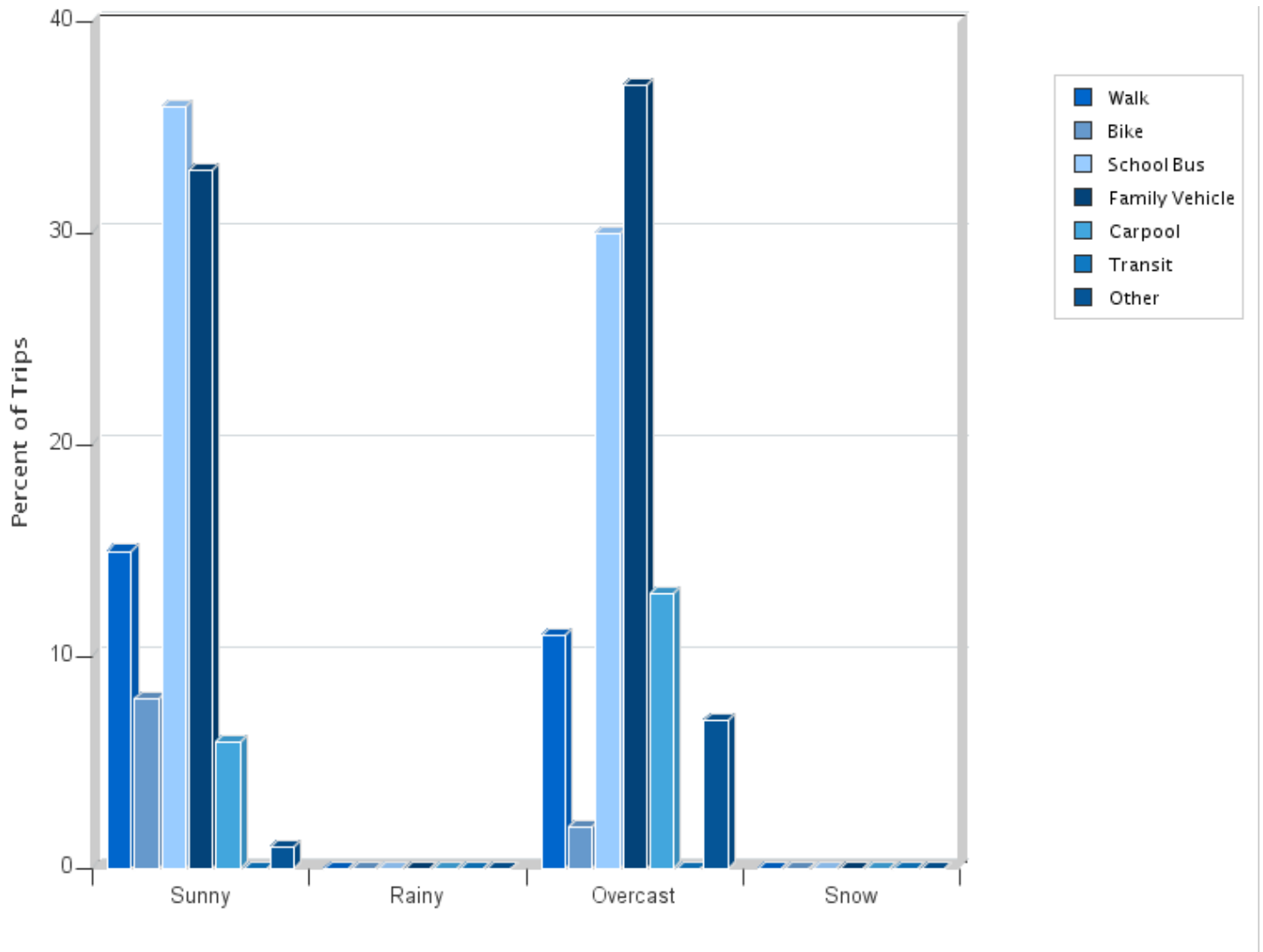


Morning and Afternoon Travel Mode Comparison by Day

	Number of Trips	Walk	Bike	School Bus	Family Vehicle	Carpool	Transit	Other
Tuesday AM	469	14%	8%	31%	42%	4%	0%	1%
Tuesday PM	462	17%	8%	42%	26%	7%	0%	1%
Wednesday AM	348	13%	9%	36%	36%	4%	0%	0.9%
Wednesday PM	350	15%	8%	39%	30%	7%	0%	0.9%
Thursday AM	209	16%	10%	30%	39%	5%	0%	0%
Thursday PM	224	17%	8%	37%	29%	8%	0%	0%

Percentages may not total 100% due to rounding.

Travel Mode by Weather Conditions



Travel Mode by Weather Condition

Weather Condition	Number of Trips	Walk	Bike	School Bus	Family Vehicle	Carpool	Transit	Other
Sunny	2016	15%	8%	36%	33%	6%	0%	0.6%
Rainy	0	0%	0%	0%	0%	0%	0%	0%
Overcast	46	11%	2%	30%	37%	13%	0%	7%
Snow	0	0%	0%	0%	0%	0%	0%	0%

Percentages may not total 100% due to rounding.