

Student Travel Tally Report: One School in One Data Collection Period

School Name: Bel Aire

Set ID: 18664

School Group: Marin Safe Routes to Schools

Month and Year Collected: September 2015

School Enrollment: 588

Date Report Generated: 12/23/2015

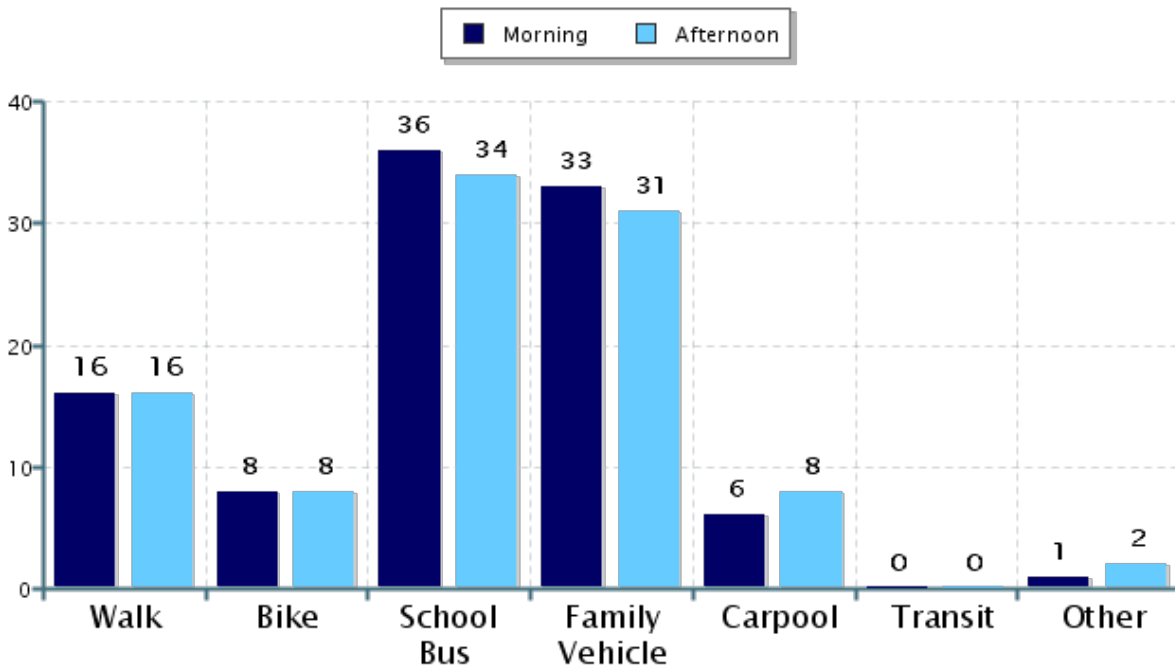
% of Students reached by SRTS activities: Don't Know

Tags:

**Number of Classrooms
Included in Report:** 20

This report contains information from your school's classrooms about students' trip to and from school. The data used in this report were collected using the in-class Student Travel Tally questionnaire from the National Center for Safe Routes to School.

Morning and Afternoon Travel Mode Comparison



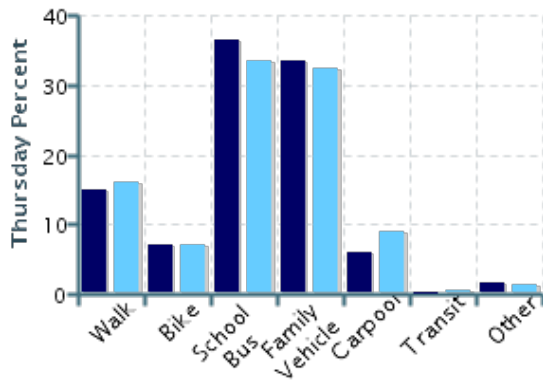
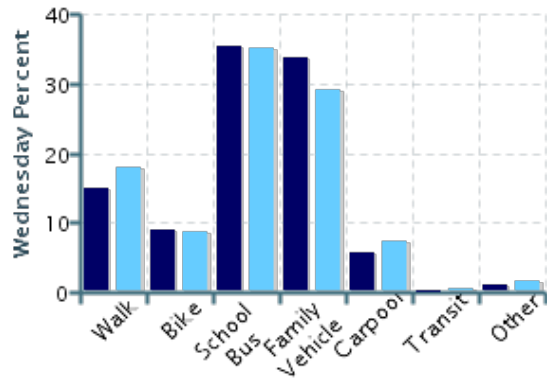
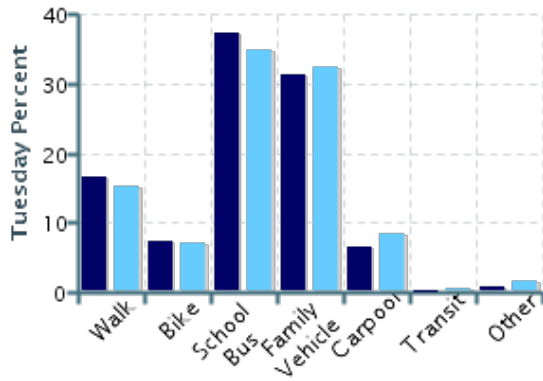
Morning and Afternoon Travel Mode Comparison

	Number of Trips	Walk	Bike	School Bus	Family Vehicle	Carpool	Transit	Other
Morning	1269	16%	8%	36%	33%	6%	0%	1%
Afternoon	1262	16%	8%	34%	31%	8%	0.3%	2%

Percentages may not total 100% due to rounding.

Morning and Afternoon Travel Mode Comparison by Day

■ Morning ■ Afternoon

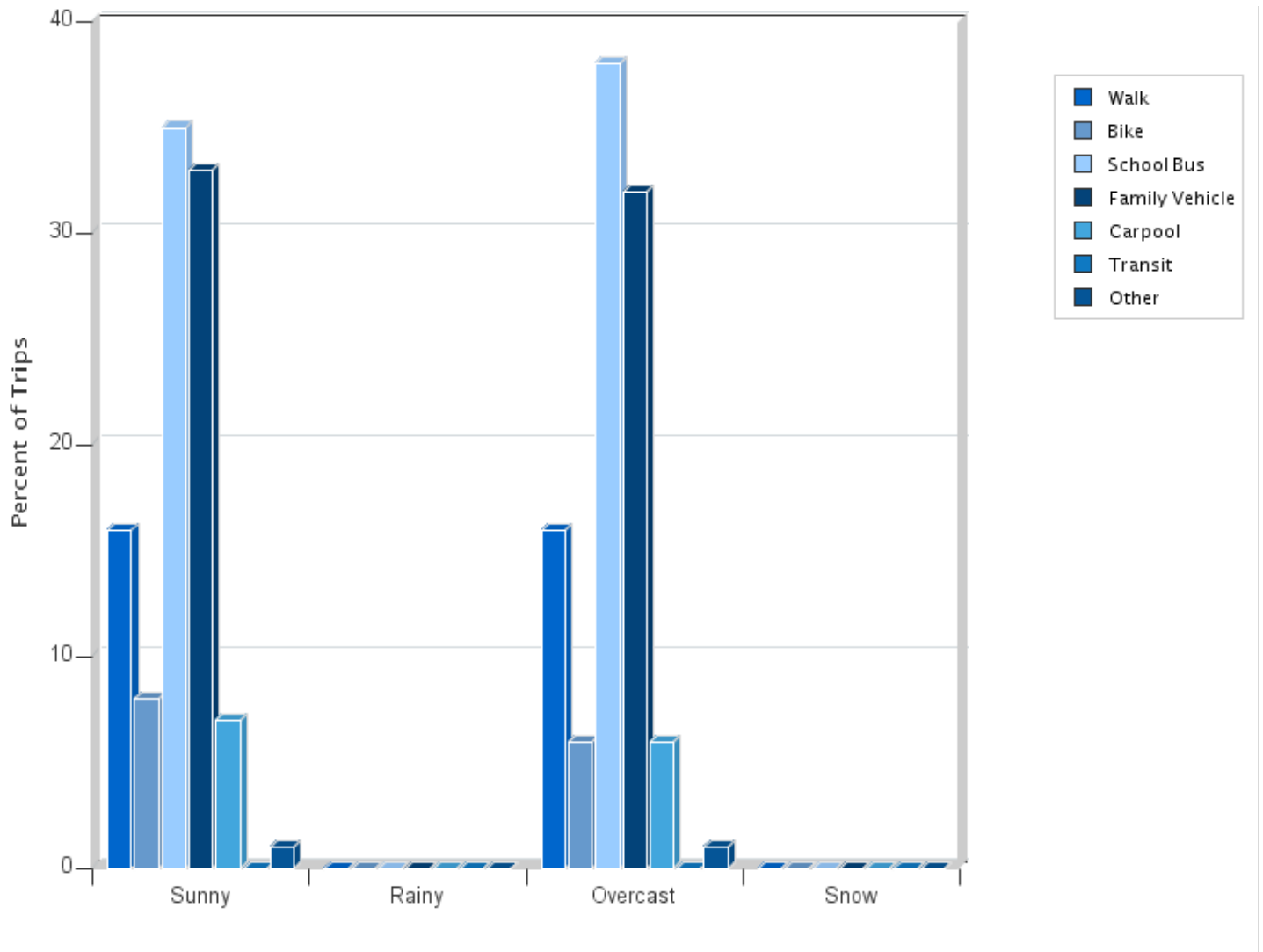


Morning and Afternoon Travel Mode Comparison by Day

	Number of Trips	Walk	Bike	School Bus	Family Vehicle	Carpool	Transit	Other
Tuesday AM	436	17%	7%	37%	31%	6%	0%	0.9%
Tuesday PM	434	15%	7%	35%	32%	9%	0.2%	2%
Wednesday AM	428	15%	9%	35%	34%	6%	0%	1%
Wednesday PM	425	18%	9%	35%	29%	7%	0.2%	2%
Thursday AM	405	15%	7%	37%	34%	6%	0%	2%
Thursday PM	403	16%	7%	33%	33%	9%	0.5%	1%

Percentages may not total 100% due to rounding.

Travel Mode by Weather Conditions



Travel Mode by Weather Condition

Weather Condition	Number of Trips	Walk	Bike	School Bus	Family Vehicle	Carpool	Transit	Other
Sunny	1968	16%	8%	35%	33%	7%	0.1%	1%
Rainy	0	0%	0%	0%	0%	0%	0%	0%
Overcast	309	16%	6%	38%	32%	6%	0%	1%
Snow	0	0%	0%	0%	0%	0%	0%	0%

Percentages may not total 100% due to rounding.