

Student Travel Tally Report: One School in One Data Collection Period

School Name: Bahia Vista

Set ID: 25109

School Group: Marin Safe Routes to Schools

Month and Year Collected: May 2018

School Enrollment: 564

Date Report Generated: 06/13/2018

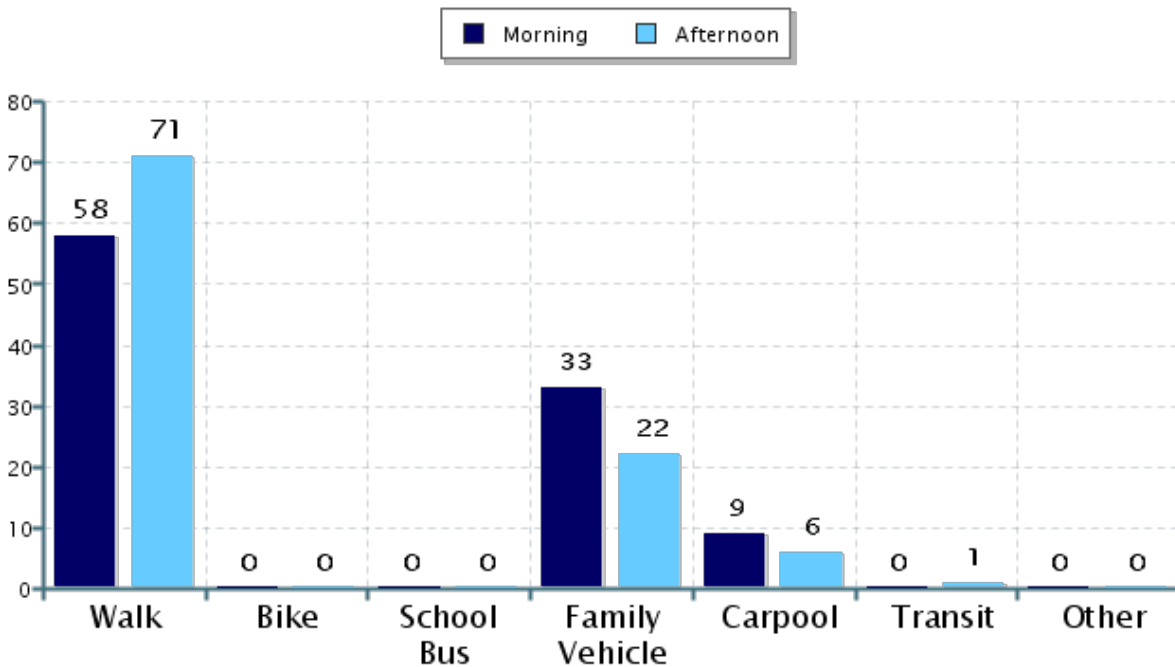
% of Students reached by SRTS activities: Don't Know

Tags:

**Number of Classrooms
Included in Report:** 19

This report contains information from your school's classrooms about students' trip to and from school. The data used in this report were collected using the in-class Student Travel Tally questionnaire from the National Center for Safe Routes to School.

Morning and Afternoon Travel Mode Comparison



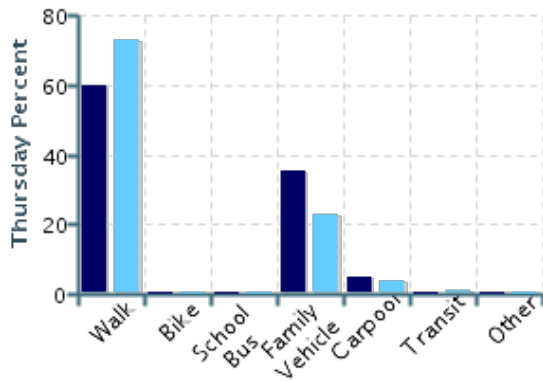
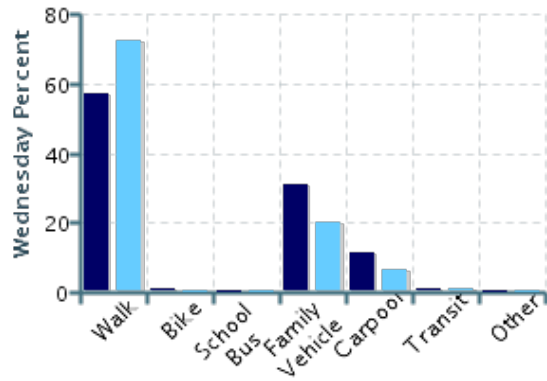
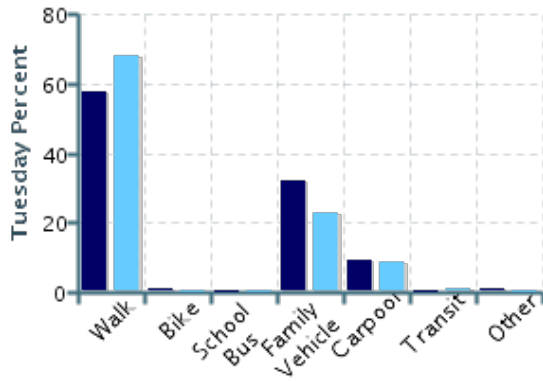
Morning and Afternoon Travel Mode Comparison

	Number of Trips	Walk	Bike	School Bus	Family Vehicle	Carpool	Transit	Other
Morning	857	58%	0.4%	0%	33%	9%	0.1%	0.1%
Afternoon	837	71%	0%	0%	22%	6%	0.7%	0%

Percentages may not total 100% due to rounding.

Morning and Afternoon Travel Mode Comparison by Day

■ Morning ■ Afternoon

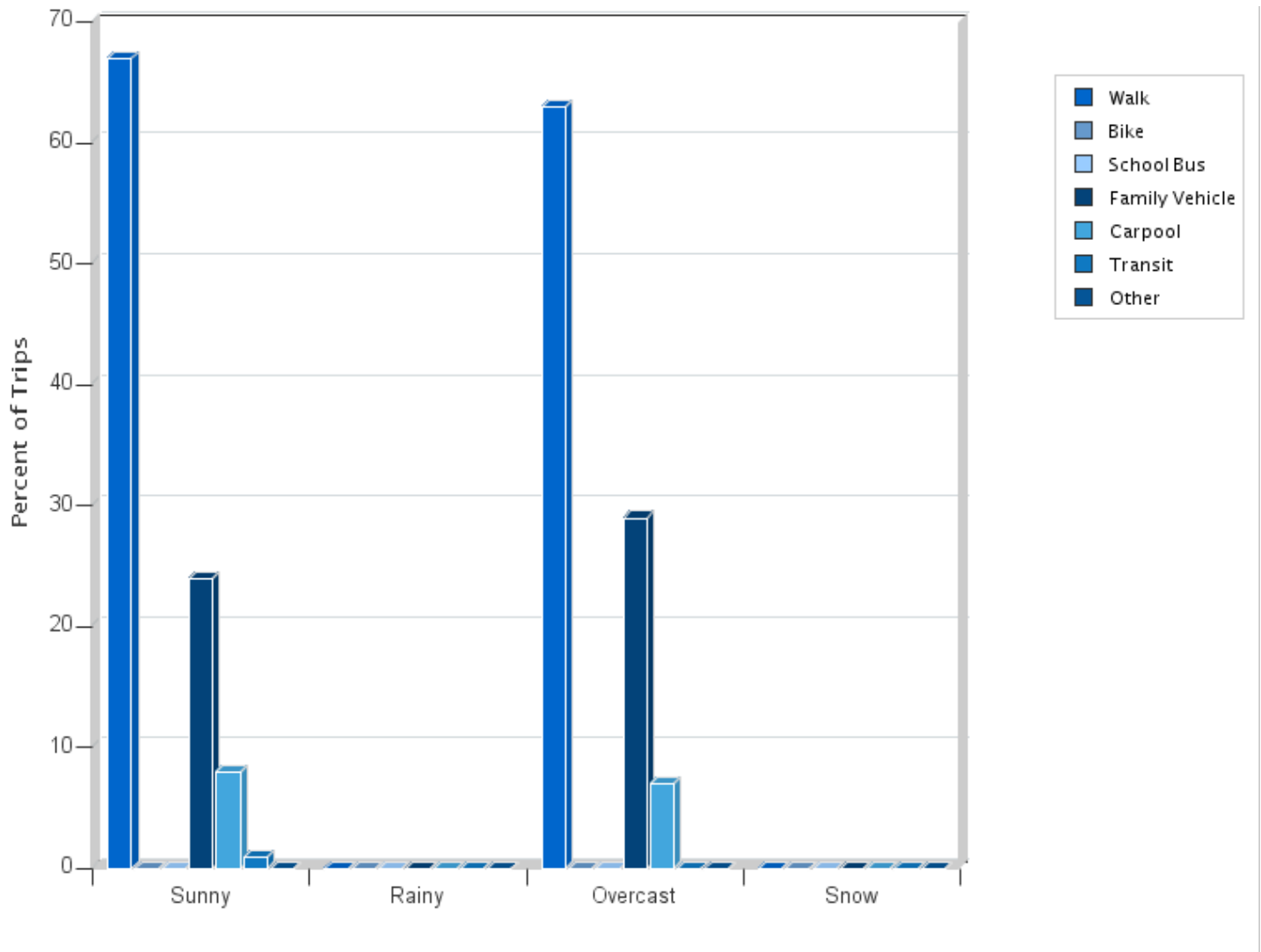


Morning and Afternoon Travel Mode Comparison by Day

	Number of Trips	Walk	Bike	School Bus	Family Vehicle	Carpool	Transit	Other
Tuesday AM	247	57%	0.8%	0%	32%	9%	0%	0.4%
Tuesday PM	224	68%	0%	0%	23%	8%	0.9%	0%
Wednesday AM	331	57%	0.3%	0%	31%	11%	0.3%	0%
Wednesday PM	331	73%	0%	0%	20%	7%	0.6%	0%
Thursday AM	279	60%	0%	0%	35%	5%	0%	0%
Thursday PM	282	73%	0%	0%	23%	4%	0.7%	0%

Percentages may not total 100% due to rounding.

Travel Mode by Weather Conditions



Travel Mode by Weather Condition

Weather Condition	Number of Trips	Walk	Bike	School Bus	Family Vehicle	Carpool	Transit	Other
Sunny	591	67%	0.3%	0%	24%	8%	0.7%	0.2%
Rainy	0	0%	0%	0%	0%	0%	0%	0%
Overcast	1103	63%	0.1%	0%	29%	7%	0.3%	0%
Snow	0	0%	0%	0%	0%	0%	0%	0%

Percentages may not total 100% due to rounding.