

# Student Travel Tally Report: One School in One Data Collection Period

**School Name:** Bahia Vista

**Set ID:** 22591

**School Group:** Marin Safe Routes to Schools

**Month and Year Collected:** May 2017

**School Enrollment:** 573

**Date Report Generated:** 06/28/2017

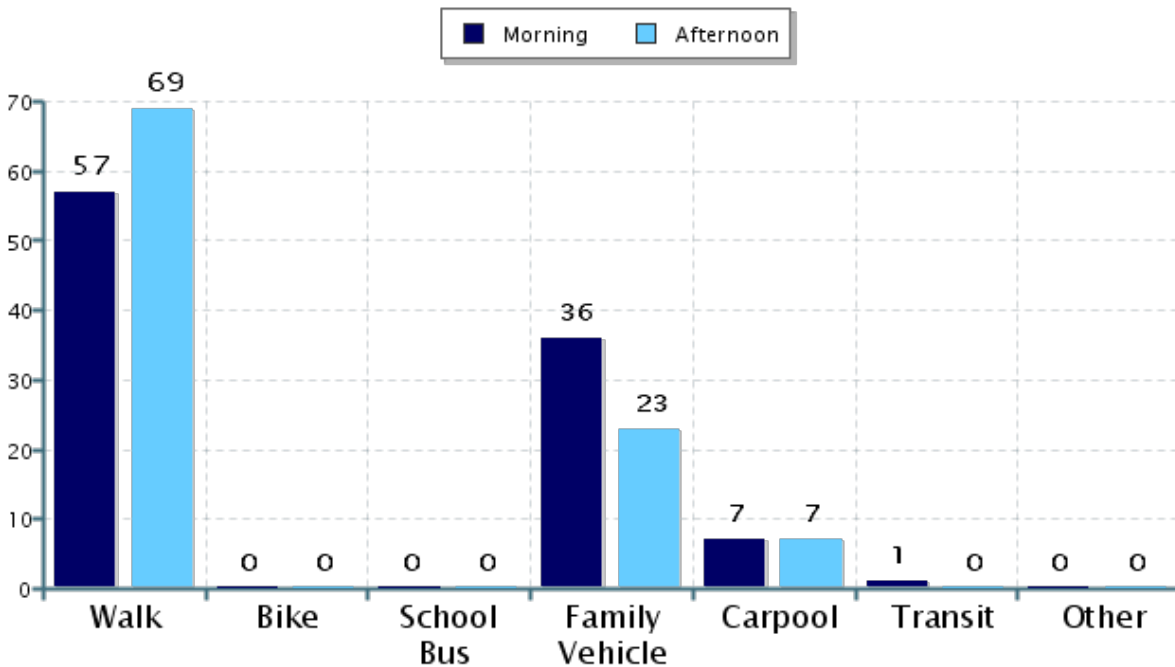
**% of Students reached by SRTS activities:**

**Tags:**

**Number of Classrooms  
Included in Report:** 16

This report contains information from your school's classrooms about students' trip to and from school. The data used in this report were collected using the in-class Student Travel Tally questionnaire from the National Center for Safe Routes to School.

## Morning and Afternoon Travel Mode Comparison



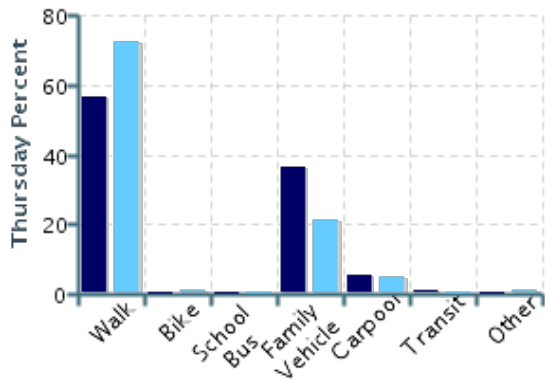
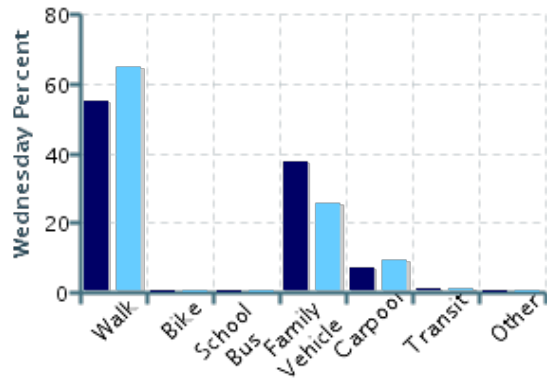
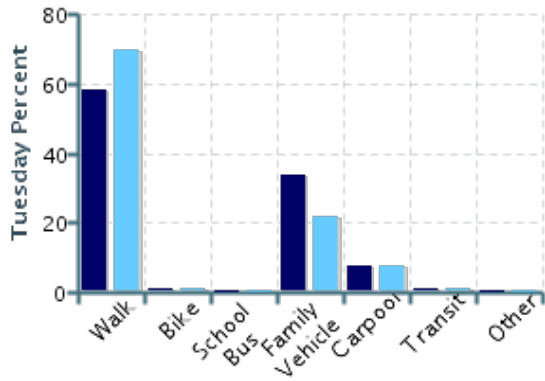
## Morning and Afternoon Travel Mode Comparison

	Number of Trips	Walk	Bike	School Bus	Family Vehicle	Carpool	Transit	Other
Morning	962	57%	0.1%	0%	36%	7%	0.5%	0%
Afternoon	1043	69%	0.5%	0%	23%	7%	0.2%	0.1%

Percentages may not total 100% due to rounding.

## Morning and Afternoon Travel Mode Comparison by Day

■ Morning      ■ Afternoon

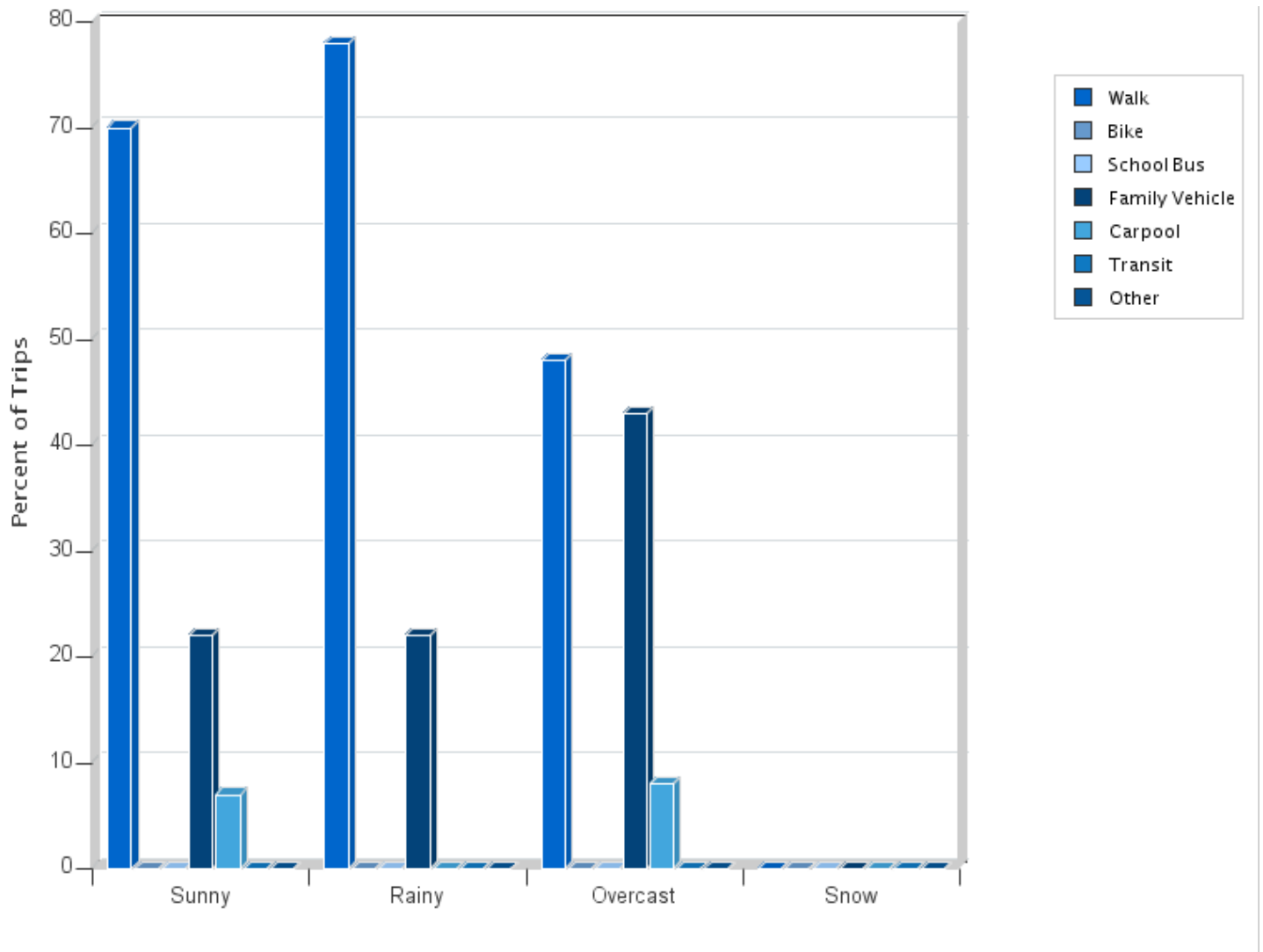


## Morning and Afternoon Travel Mode Comparison by Day

	Number of Trips	Walk	Bike	School Bus	Family Vehicle	Carpool	Transit	Other
Tuesday AM	348	58%	0.3%	0%	34%	7%	0.3%	0%
Tuesday PM	346	70%	0.6%	0%	22%	8%	0.3%	0%
Wednesday AM	306	55%	0%	0%	38%	7%	0.3%	0%
Wednesday PM	306	65%	0%	0%	25%	9%	0.3%	0%
Thursday AM	308	57%	0%	0%	37%	6%	1.0%	0%
Thursday PM	391	73%	0.8%	0%	21%	5%	0%	0.3%

Percentages may not total 100% due to rounding.

### Travel Mode by Weather Conditions



### Travel Mode by Weather Condition

Weather Condition	Number of Trips	Walk	Bike	School Bus	Family Vehicle	Carpool	Transit	Other
Sunny	1324	70%	0.2%	0%	22%	7%	0.3%	0.1%
Rainy	23	78%	0%	0%	22%	0%	0%	0%
Overcast	658	48%	0.5%	0%	43%	8%	0.5%	0%
Snow	0	0%	0%	0%	0%	0%	0%	0%

Percentages may not total 100% due to rounding.