

Student Travel Tally Report: One School in One Data Collection Period

School Name: Bahia Vista

Set ID: 20479

School Group: Marin Safe Routes to Schools

Month and Year Collected: May 2016

School Enrollment: 573

Date Report Generated: 11/25/2016

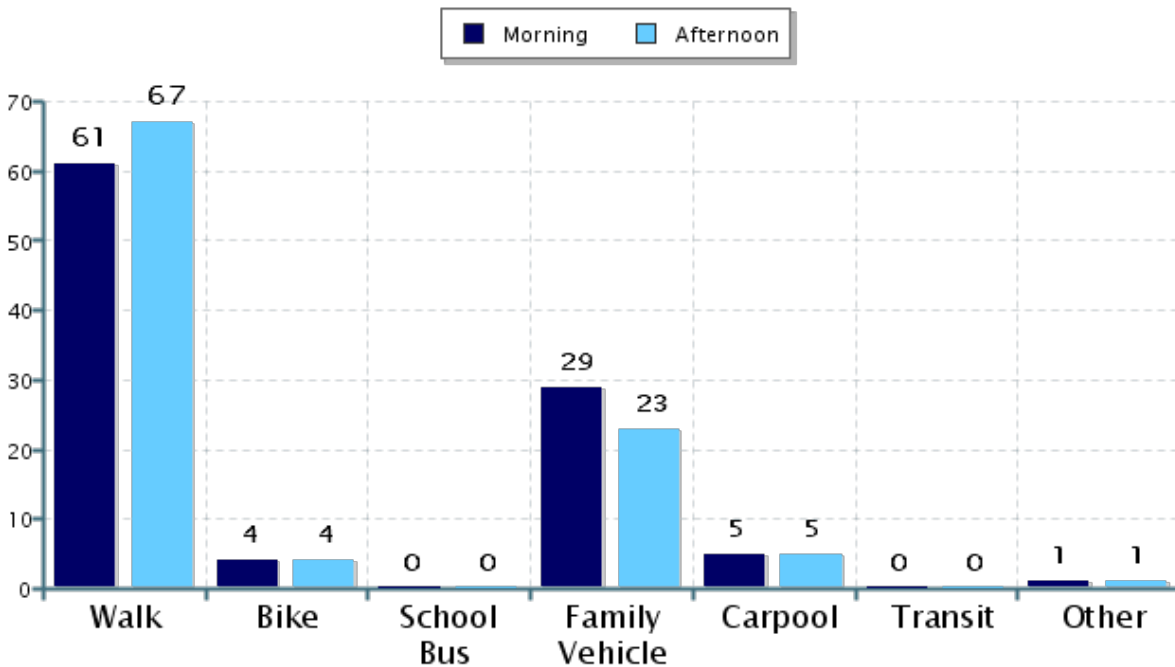
% of Students reached by SRTS activities: Don't Know

Tags: 2016 Spring Student Tally

**Number of Classrooms
Included in Report:** 23

This report contains information from your school's classrooms about students' trip to and from school. The data used in this report were collected using the in-class Student Travel Tally questionnaire from the National Center for Safe Routes to School.

Morning and Afternoon Travel Mode Comparison



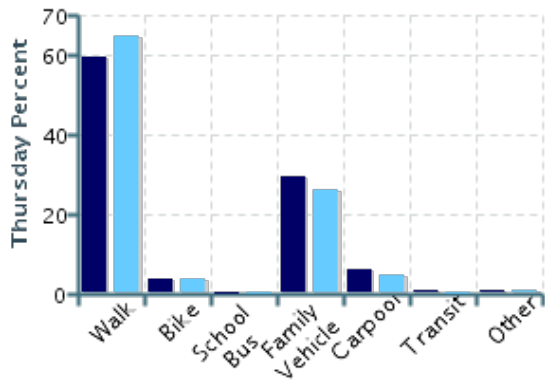
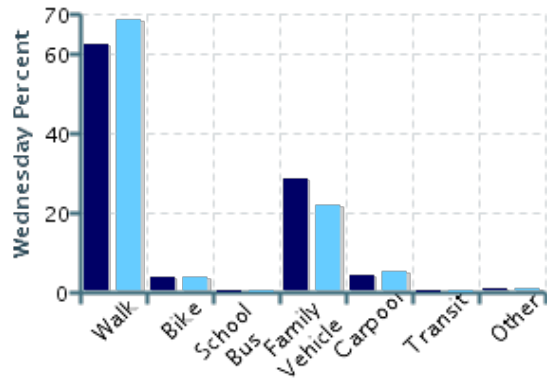
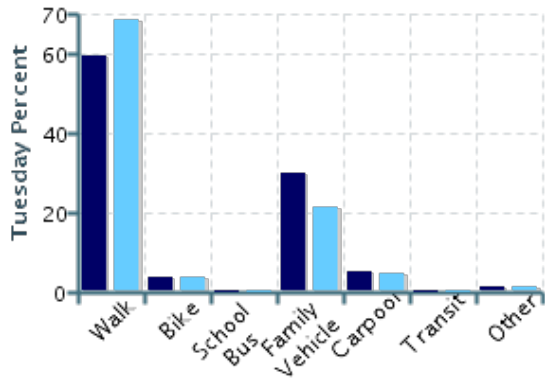
Morning and Afternoon Travel Mode Comparison

	Number of Trips	Walk	Bike	School Bus	Family Vehicle	Carpool	Transit	Other
Morning	1568	61%	4%	0%	29%	5%	0.1%	1%
Afternoon	1595	67%	4%	0%	23%	5%	0%	0.8%

Percentages may not total 100% due to rounding.

Morning and Afternoon Travel Mode Comparison by Day

■ Morning ■ Afternoon

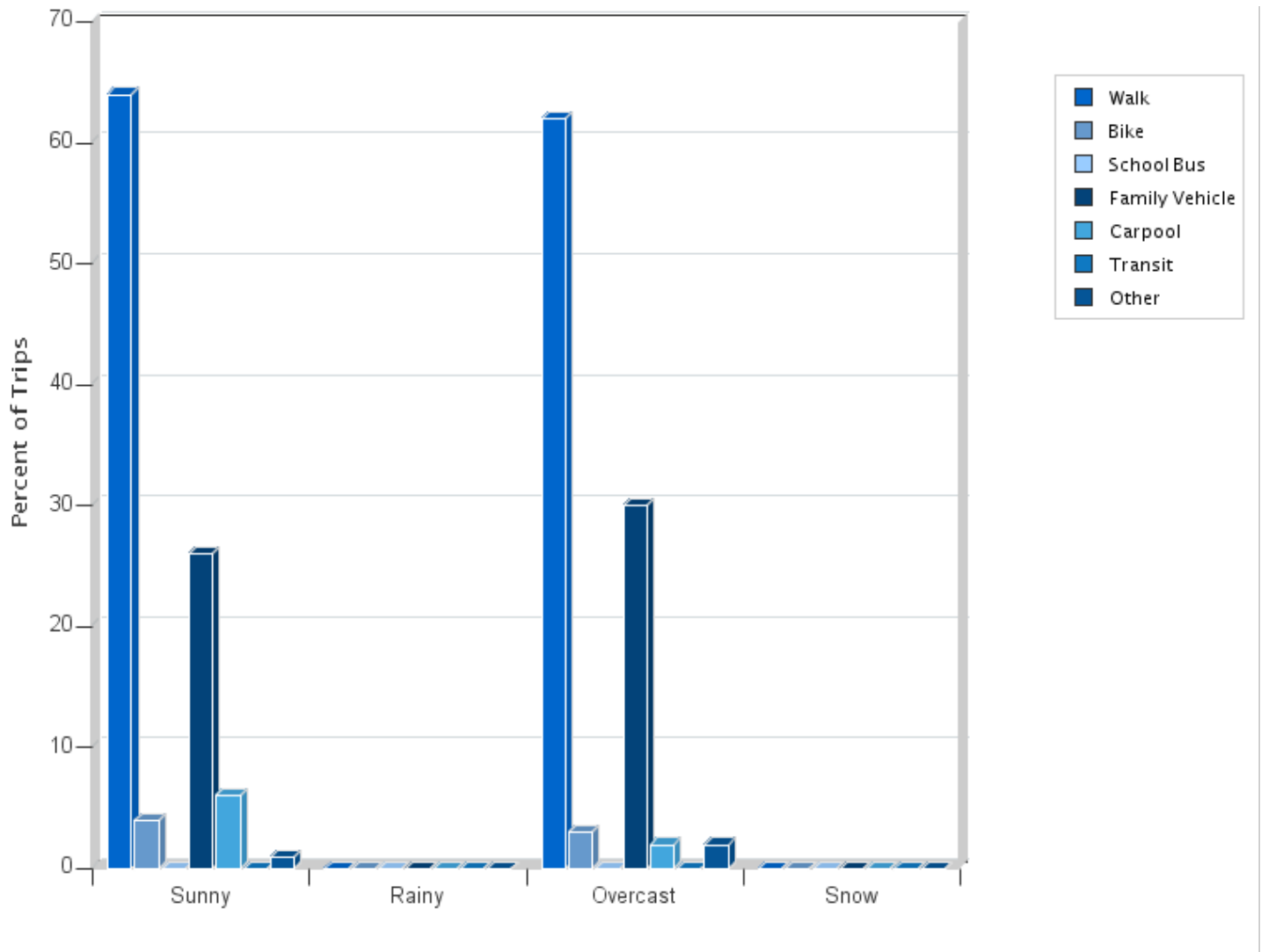


Morning and Afternoon Travel Mode Comparison by Day

	Number of Trips	Walk	Bike	School Bus	Family Vehicle	Carpool	Transit	Other
Tuesday AM	488	59%	4%	0%	30%	5%	0%	1%
Tuesday PM	490	68%	4%	0%	22%	5%	0%	1%
Wednesday AM	561	62%	4%	0%	29%	4%	0%	0.9%
Wednesday PM	560	69%	4%	0%	22%	5%	0%	0.5%
Thursday AM	519	60%	4%	0%	29%	6%	0.2%	0.8%
Thursday PM	545	65%	4%	0%	26%	5%	0%	0.7%

Percentages may not total 100% due to rounding.

Travel Mode by Weather Conditions



Travel Mode by Weather Condition

Weather Condition	Number of Trips	Walk	Bike	School Bus	Family Vehicle	Carpool	Transit	Other
Sunny	2024	64%	4%	0%	26%	6%	0.0%	0.6%
Rainy	0	0%	0%	0%	0%	0%	0%	0%
Overcast	746	62%	3%	0%	30%	2%	0%	2%
Snow	0	0%	0%	0%	0%	0%	0%	0%

Percentages may not total 100% due to rounding.