

Student Travel Tally Report: One School in One Data Collection Period

School Name: Bahia Vista

Set ID: 26519

School Group: Marin Safe Routes to Schools

Month and Year Collected: September 2018

School Enrollment: 564

Date Report Generated: 11/16/2018

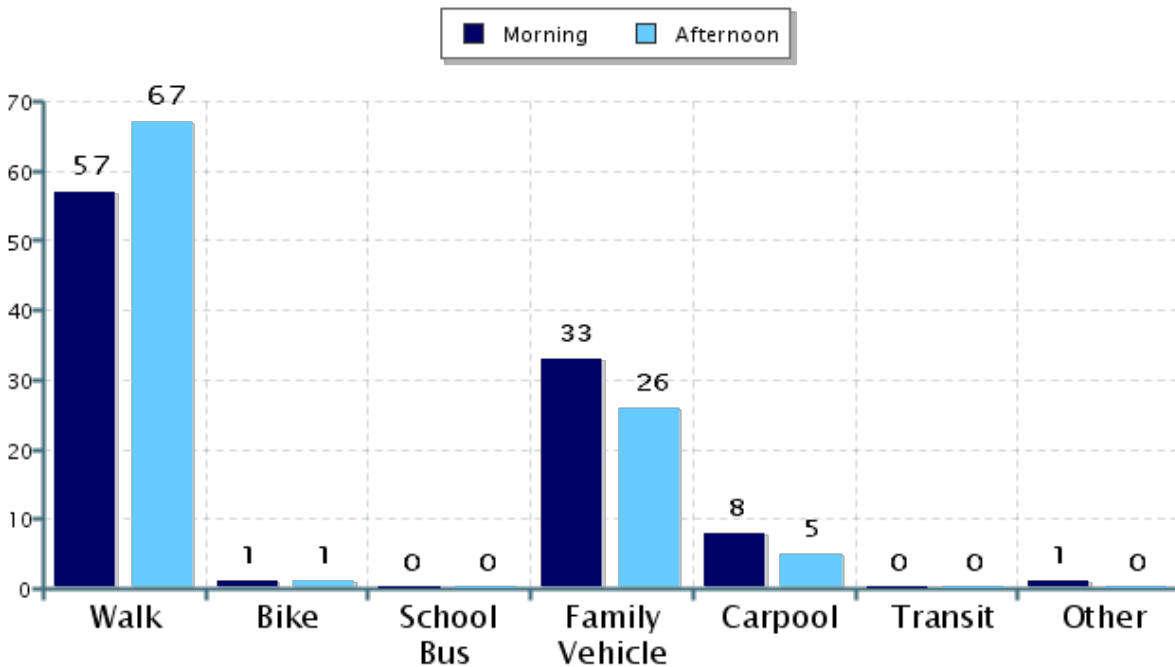
% of Students reached by SRTS activities: Don't Know

Tags:

**Number of Classrooms
Included in Report:** 28

This report contains information from your school's classrooms about students' trip to and from school. The data used in this report were collected using the in-class Student Travel Tally questionnaire from the National Center for Safe Routes to School.

Morning and Afternoon Travel Mode Comparison



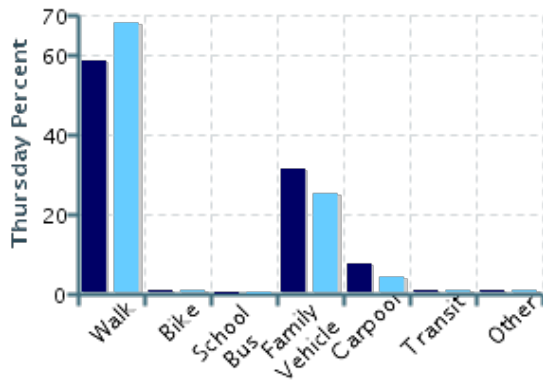
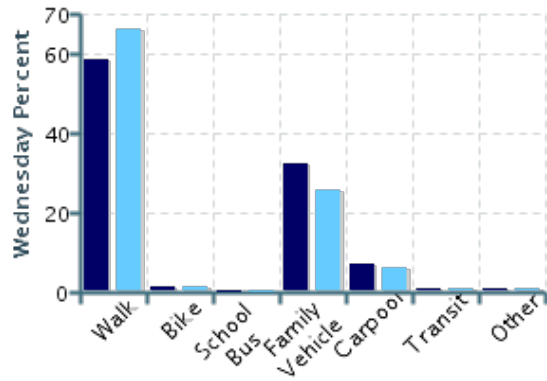
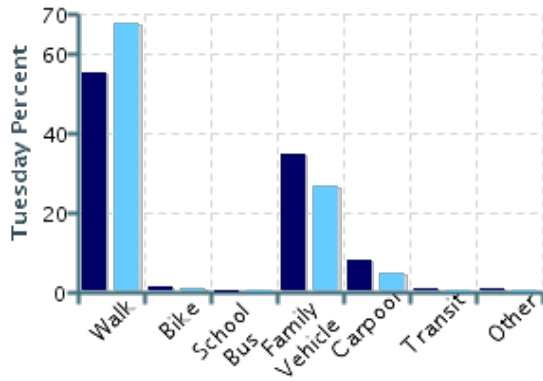
Morning and Afternoon Travel Mode Comparison

	Number of Trips	Walk	Bike	School Bus	Family Vehicle	Carpool	Transit	Other
Morning	1198	57%	1%	0%	33%	8%	0.3%	0.7%
Afternoon	1197	67%	1%	0%	26%	5%	0.2%	0.4%

Percentages may not total 100% due to rounding.

Morning and Afternoon Travel Mode Comparison by Day

■ Morning ■ Afternoon

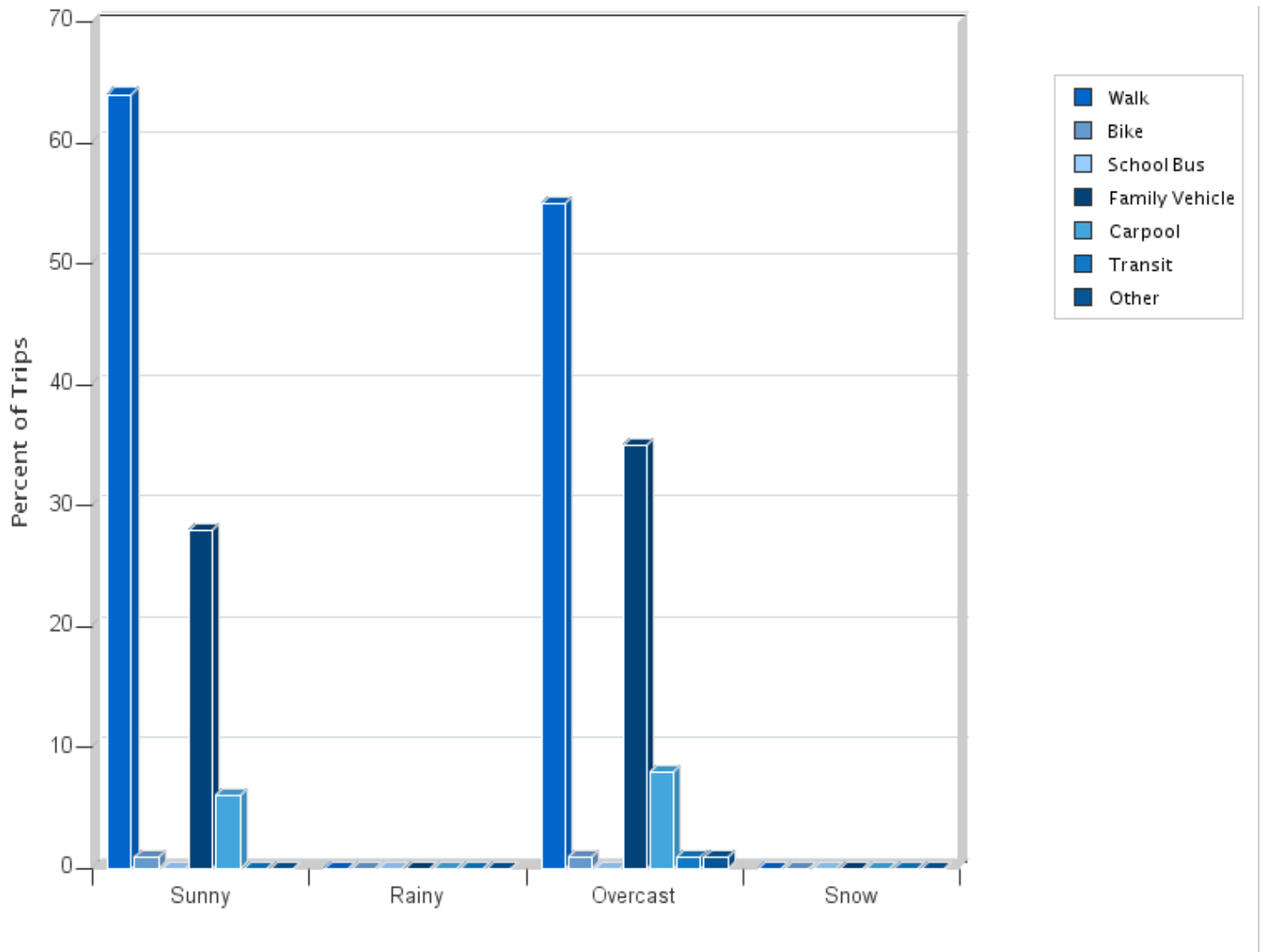


Morning and Afternoon Travel Mode Comparison by Day

	Number of Trips	Walk	Bike	School Bus	Family Vehicle	Carpool	Transit	Other
Tuesday AM	453	55%	1%	0%	35%	8%	0.2%	0.4%
Tuesday PM	424	68%	0.7%	0%	27%	5%	0%	0%
Wednesday AM	398	59%	1%	0%	32%	7%	0.3%	0.5%
Wednesday PM	427	66%	1%	0%	26%	6%	0.2%	0.5%
Thursday AM	347	59%	1%	0%	31%	7%	0.3%	1%
Thursday PM	346	68%	1%	0%	25%	4%	0.3%	0.9%

Percentages may not total 100% due to rounding.

Travel Mode by Weather Conditions



Travel Mode by Weather Condition

Weather Condition	Number of Trips	Walk	Bike	School Bus	Family Vehicle	Carpool	Transit	Other
Sunny	1815	64%	1%	0%	28%	6%	0.1%	0.4%
Rainy	0	0%	0%	0%	0%	0%	0%	0%
Overcast	553	55%	0.5%	0%	35%	8%	0.5%	0.9%
Snow	0	0%	0%	0%	0%	0%	0%	0%

Percentages may not total 100% due to rounding.