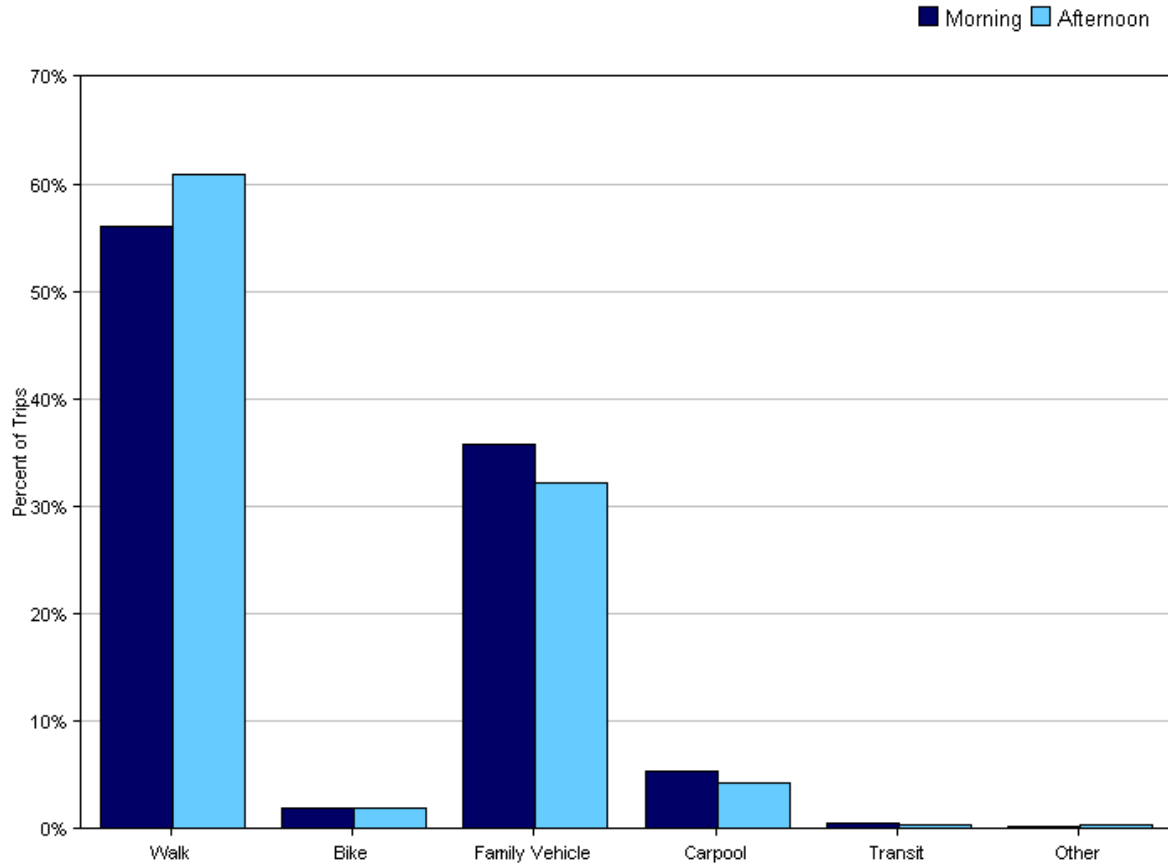


## Tally Report

<b>Program Name:</b>	Safe Routes to School	<b>Month and Year Collected:</b>	September 2010
<b>School Name:</b>	Bahia Vista	<b>Set ID:</b>	5027
<b>School Enrollment:</b>	508	<b>Date Report Generated:</b>	12/09/2010
<b>Enrollment within Grades Targeted by SRTS Program:</b>	508	<b>Number of Classrooms Included in Report:</b>	23
<b>Number of Classrooms in School:</b>	22		

### Morning and Afternoon Travel Mode Comparison

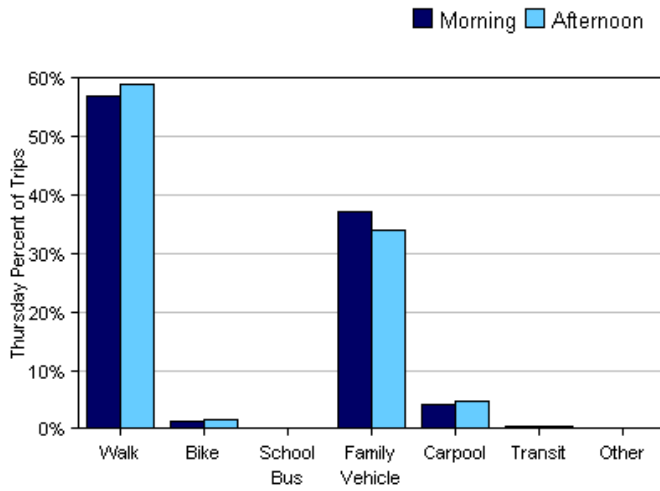
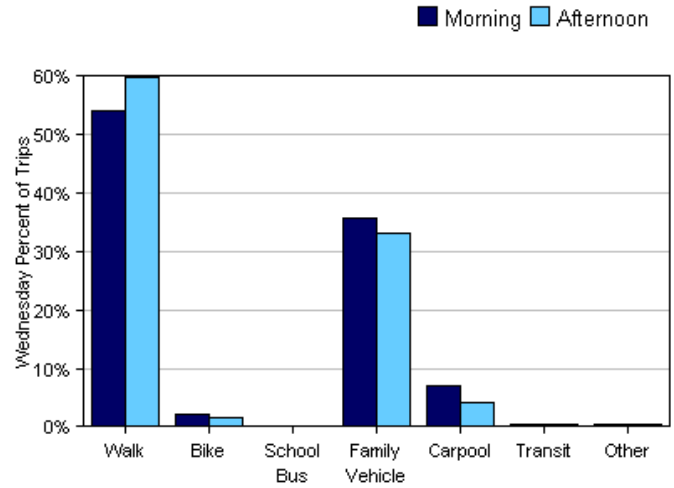
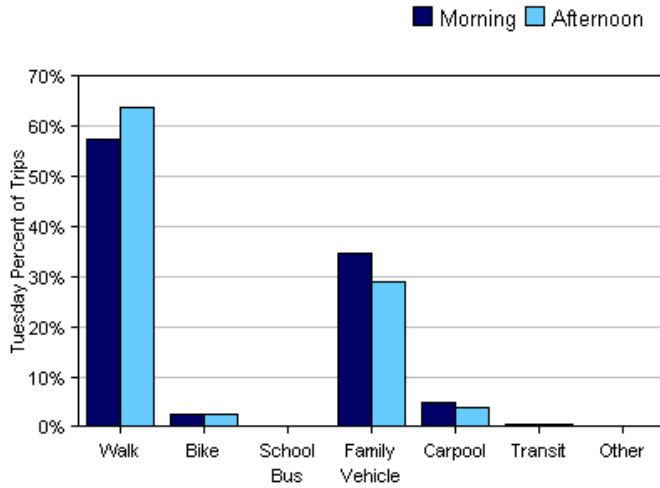


### Morning and Afternoon Travel Mode Comparison

	Number of Trips	Walk	Bike	School Bus	Family Vehicle	Carpool	Transit	Other
Morning	1584	56%	2%	0%	36%	5%	0.5%	0.3%
Afternoon	1576	61%	2%	0%	32%	4%	0.4%	0.3%

Percentages may not total 100% due to rounding.

### Morning and Afternoon Travel Mode Comparison by Day

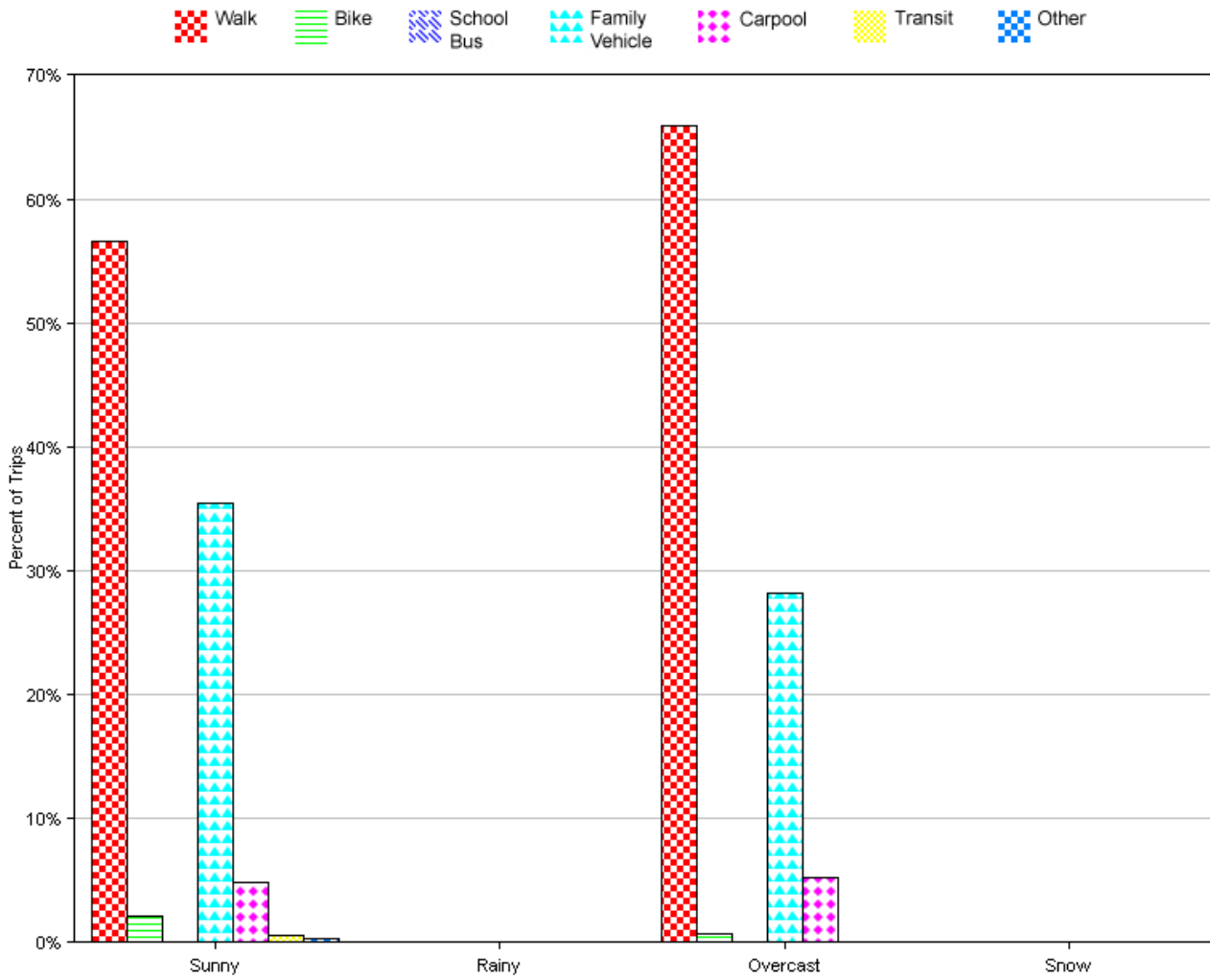


### Morning and Afternoon Travel Mode Comparison by Day

	Number of Trips	Walk	Bike	School Bus	Family Vehicle	Carpool	Transit	Other
Tuesday AM	528	57%	2%	0%	35%	5%	0.6%	0%
Tuesday PM	520	64%	3%	0%	29%	4%	0.6%	0.2%
Wednesday AM	527	54%	2%	0%	36%	7%	0.6%	0.6%
Wednesday PM	523	60%	2%	0%	33%	4%	0.4%	0.6%
Thursday AM	529	57%	1%	0%	37%	4%	0.4%	0.2%
Thursday PM	533	59%	2%	0%	34%	5%	0.4%	0.2%

Percentages may not total 100% due to rounding.

### Travel Mode by Weather Conditions



### Travel Mode by Weather Condition

Weather Condition	Number of Trips	Walk	Bike	School Bus	Family Vehicle	Carpool	Transit	Other
Sunny	2580	57%	2%	0%	36%	5%	0.6%	0.3%
Rainy	0	0%	0%	0%	0%	0%	0%	0%
Overcast	302	66%	0.7%	0%	28%	5%	0%	0%
Snow	0	0%	0%	0%	0%	0%	0%	0%

Percentages may not total 100% due to rounding.