

# Student Travel Tally Report: One School in One Data Collection Period

**School Name:** Bahia Vista

**Set ID:** 18662

**School Group:** Marin Safe Routes to Schools

**Month and Year Collected:** September 2015

**School Enrollment:** 573

**Date Report Generated:** 12/23/2015

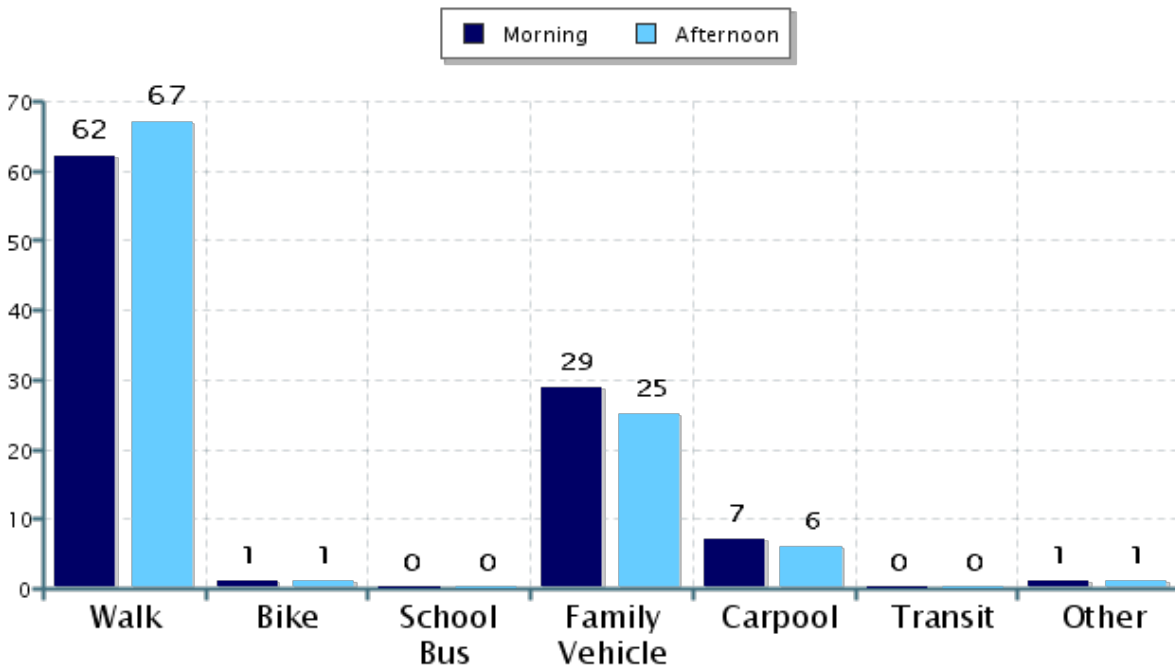
**% of Students reached by SRTS activities:** Don't Know

**Tags:**

**Number of Classrooms  
Included in Report:** 23

This report contains information from your school's classrooms about students' trip to and from school. The data used in this report were collected using the in-class Student Travel Tally questionnaire from the National Center for Safe Routes to School.

## Morning and Afternoon Travel Mode Comparison



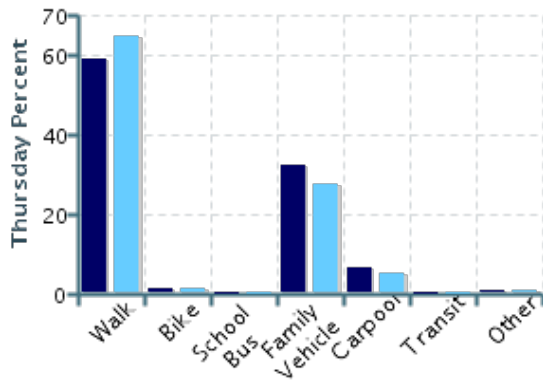
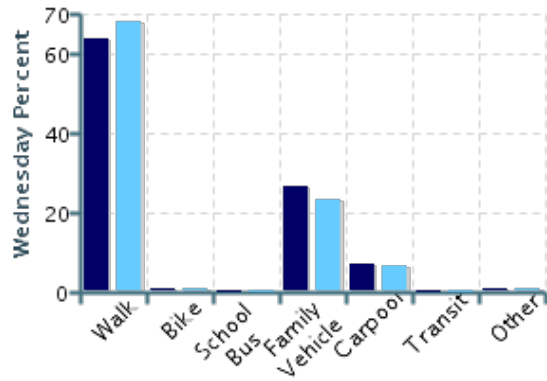
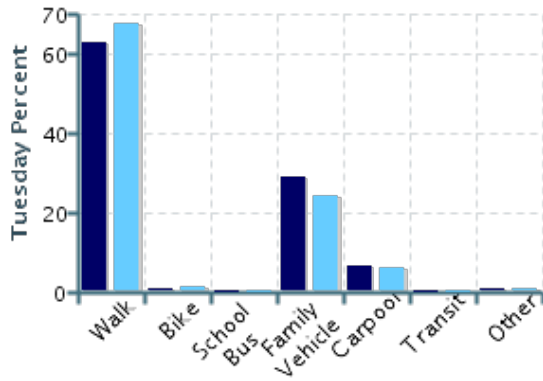
## Morning and Afternoon Travel Mode Comparison

|           | Number of Trips | Walk | Bike | School Bus | Family Vehicle | Carpool | Transit | Other |
|-----------|-----------------|------|------|------------|----------------|---------|---------|-------|
| Morning   | 1632            | 62%  | 1%   | 0%         | 29%            | 7%      | 0%      | 0.9%  |
| Afternoon | 1608            | 67%  | 1%   | 0%         | 25%            | 6%      | 0%      | 0.6%  |

Percentages may not total 100% due to rounding.

## Morning and Afternoon Travel Mode Comparison by Day

■ Morning      ■ Afternoon

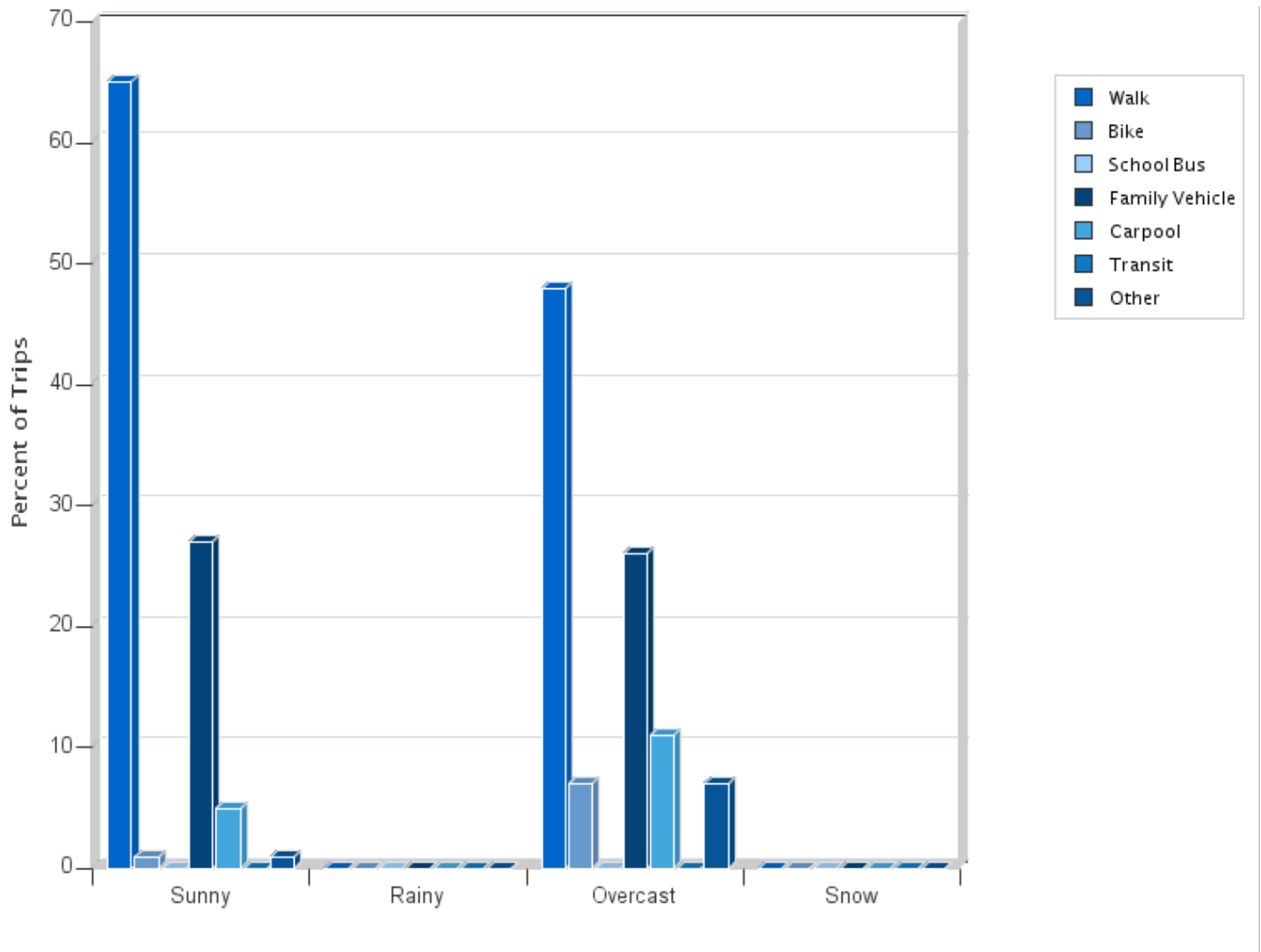


## Morning and Afternoon Travel Mode Comparison by Day

|              | Number of Trips | Walk | Bike | School Bus | Family Vehicle | Carpool | Transit | Other |
|--------------|-----------------|------|------|------------|----------------|---------|---------|-------|
| Tuesday AM   | 552             | 63%  | 1%   | 0%         | 29%            | 7%      | 0%      | 0.5%  |
| Tuesday PM   | 535             | 68%  | 1%   | 0%         | 24%            | 6%      | 0%      | 0.4%  |
| Wednesday AM | 558             | 64%  | 0.9% | 0%         | 27%            | 7%      | 0%      | 1%    |
| Wednesday PM | 561             | 68%  | 1%   | 0%         | 23%            | 7%      | 0%      | 0.5%  |
| Thursday AM  | 522             | 59%  | 1%   | 0%         | 32%            | 7%      | 0%      | 1.0%  |
| Thursday PM  | 512             | 65%  | 1%   | 0%         | 28%            | 5%      | 0%      | 0.8%  |

Percentages may not total 100% due to rounding.

### Travel Mode by Weather Conditions



### Travel Mode by Weather Condition

| Weather Condition | Number of Trips | Walk | Bike | School Bus | Family Vehicle | Carpool | Transit | Other |
|-------------------|-----------------|------|------|------------|----------------|---------|---------|-------|
| Sunny             | 2647            | 65%  | 1%   | 0%         | 27%            | 5%      | 0%      | 0.8%  |
| Rainy             | 0               | 0%   | 0%   | 0%         | 0%             | 0%      | 0%      | 0%    |
| Overcast          | 27              | 48%  | 7%   | 0%         | 26%            | 11%     | 0%      | 7%    |
| Snow              | 0               | 0%   | 0%   | 0%         | 0%             | 0%      | 0%      | 0%    |

Percentages may not total 100% due to rounding.