

# Student Travel Tally Report: One School in One Data Collection Period

**School Name:** Bacich

**Set ID:** 25107

**School Group:** Marin Safe Routes to Schools

**Month and Year Collected:** May 2018

**School Enrollment:** 653

**Date Report Generated:** 06/13/2018

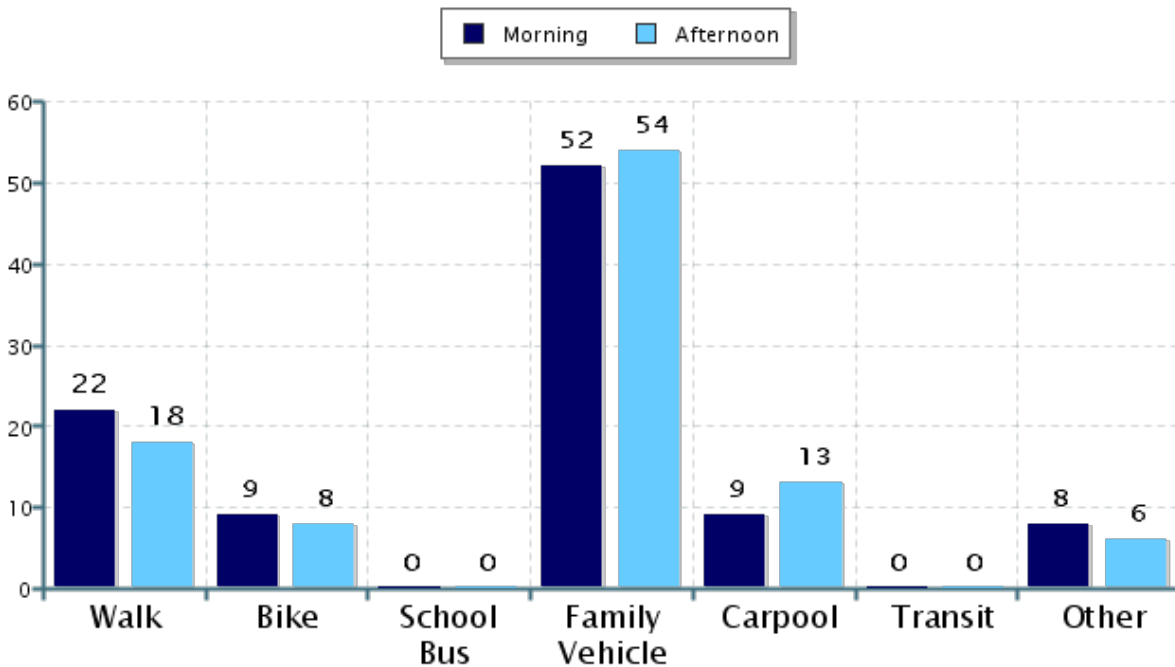
**% of Students reached by SRTS activities:** Don't Know

**Tags:**

**Number of Classrooms  
Included in Report:** 28

This report contains information from your school's classrooms about students' trip to and from school. The data used in this report were collected using the in-class Student Travel Tally questionnaire from the National Center for Safe Routes to School.

## Morning and Afternoon Travel Mode Comparison



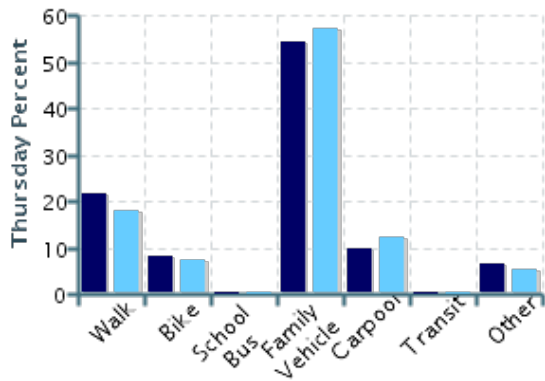
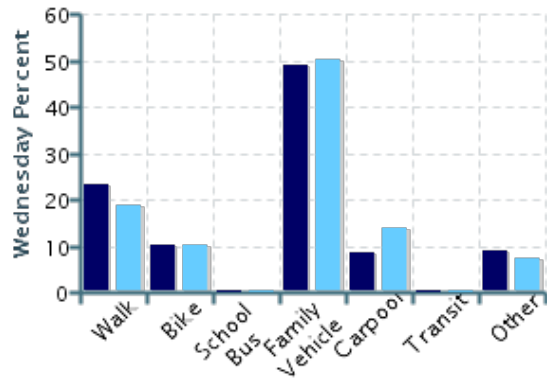
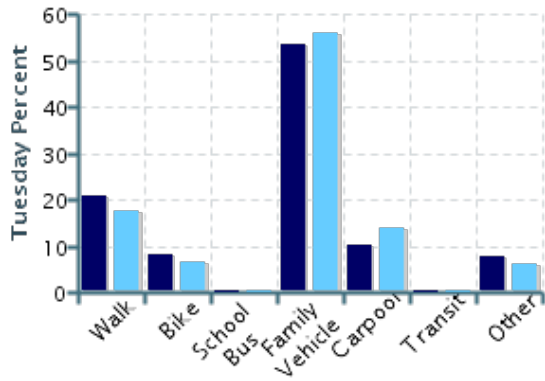
## Morning and Afternoon Travel Mode Comparison

	Number of Trips	Walk	Bike	School Bus	Family Vehicle	Carpool	Transit	Other
Morning	1193	22%	9%	0%	52%	9%	0%	8%
Afternoon	1198	18%	8%	0%	54%	13%	0%	6%

Percentages may not total 100% due to rounding.

## Morning and Afternoon Travel Mode Comparison by Day

■ Morning ■ Afternoon

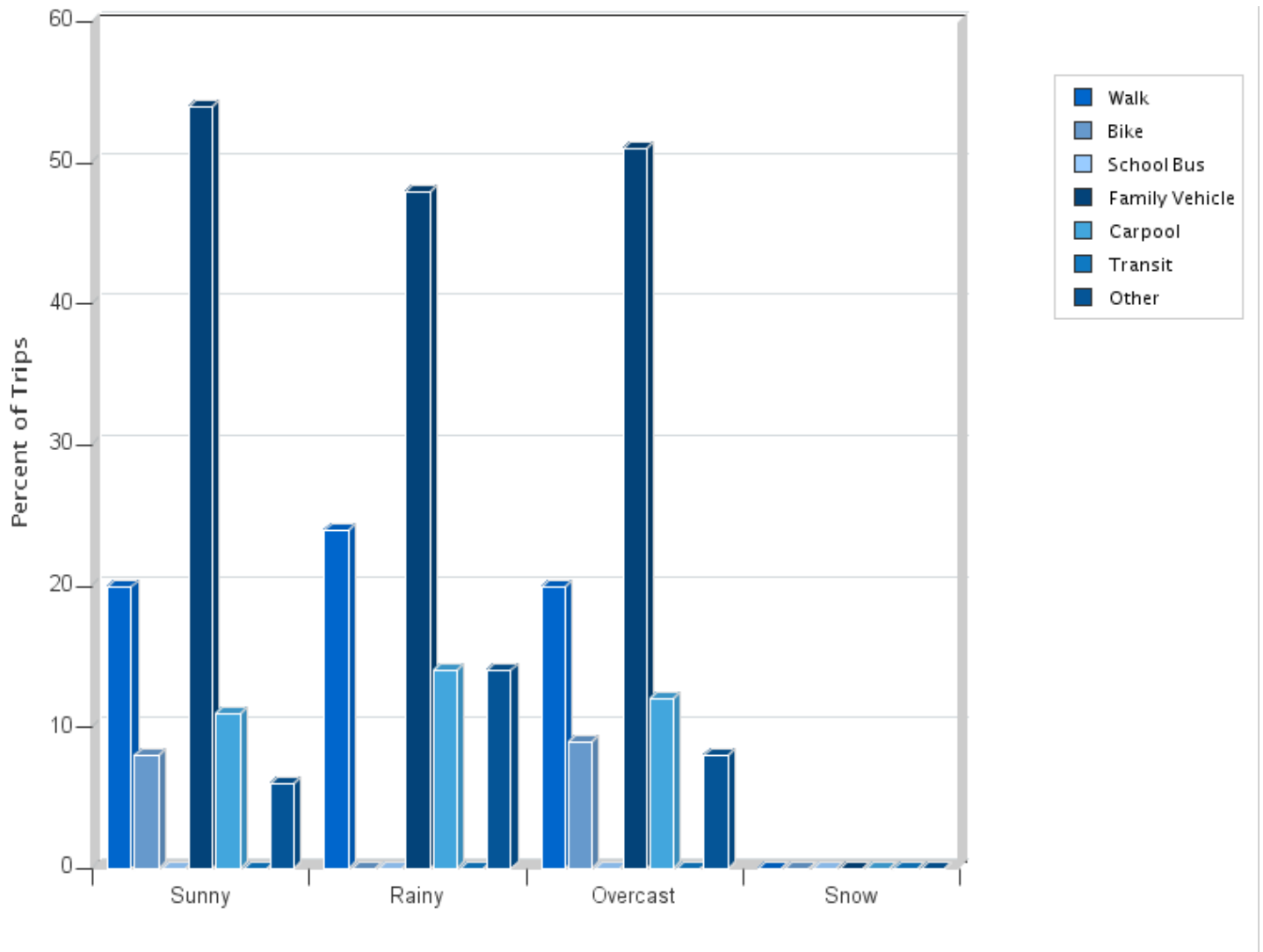


## Morning and Afternoon Travel Mode Comparison by Day

	Number of Trips	Walk	Bike	School Bus	Family Vehicle	Carpool	Transit	Other
Tuesday AM	396	21%	8%	0%	53%	10%	0%	8%
Tuesday PM	401	18%	6%	0%	56%	14%	0%	6%
Wednesday AM	405	23%	10%	0%	49%	8%	0%	9%
Wednesday PM	426	19%	10%	0%	50%	14%	0%	7%
Thursday AM	392	21%	8%	0%	54%	10%	0%	6%
Thursday PM	371	18%	8%	0%	57%	12%	0%	5%

Percentages may not total 100% due to rounding.

## Travel Mode by Weather Conditions



## Travel Mode by Weather Condition

Weather Condition	Number of Trips	Walk	Bike	School Bus	Family Vehicle	Carpool	Transit	Other
Sunny	1679	20%	8%	0%	54%	11%	0%	6%
Rainy	21	24%	0%	0%	48%	14%	0%	14%
Overcast	691	20%	9%	0%	51%	12%	0%	8%
Snow	0	0%	0%	0%	0%	0%	0%	0%

Percentages may not total 100% due to rounding.